

**ANNUAL
EQUAL EMPLOYMENT OPPORTUNITY
PROGRAM STATUS REPORT**

FISCAL YEAR 2018



U.S. FEDERAL TRADE COMMISSION

TABLE OF CONTENTS

Part A-D	Federal Trade Commission Total Employment and Responsible Agency Officials
Part E	Executive Summary and Workforce Analysis
Part F	Certification of Establishment of Continuing EEO Programs
Part G	Agency Self-Assessment Checklist
Part H	EEO Plan to Attain the Essential Elements of a Model EEO Program
Part I	EEO Plan to Eliminate Identified Barriers
Part J	Special Program Plan for the Recruitment, Hiring, Advancement, and Retention of Persons with Disabilities
	Affirmative Action Plan for the Recruitment, Hiring, Advancement, and Retention of Persons with Disabilities

APPENDICES

Appendix A: Equal Employment Opportunity Commission (EEOC) generated MD-715 Workforce Tables

Table A1	Total Workforce – Distribution by Race/Ethnicity and Sex
Table A2	Total Workforce by Component – Distribution by Race/Ethnicity and Sex
Table A3	Occupational Categories – Distribution by Race/Ethnicity and Sex (Permanent)
Table A4	Participation Rates for General Schedule Grades (Permanent and Temporary) – Distribution by Race/Ethnicity and Sex
Table A5	Participation Rates for Wage Grade table was relocated to the Alternate Pay Plan section of Table A/B4
Table A6	Participation Rates for Major Occupations (Permanent) – Distribution by Race/Ethnicity and Sex
Table A7	Table found in Appendix B
Table A8	New Hires by Type of Appointment – Distribution by Race/Ethnicity and Sex
Table A9	Table found in Appendix B

Table A10	Table found in Appendix B
Table A11	Table found in Appendix B
Table A12	Table found in Appendix B
Table A13	Employee Recognition and Awards – Distribution by Race/Ethnicity and Sex
Table A14	Separations by Type of Separation – Distribution by Race/Ethnicity and Sex
Table B1	Total Workforce – Distribution by Disability
Table B2	Total Workforce by Component – Distribution by Disability
Table B3	Occupational Categories – Distribution by Disability
Table B4	Participation Rates for General Schedule by Grades (Permanent/Temporary) – Distribution by Disability
Table B5	Participation Rates for Wage Grade by Disability table was relocated to the Alternate Pay Plan section of Table A/B4
Table B6	Participation Rates for Major Occupations (Permanent/Temporary) – Distribution by Disability
Table B7	Table found in Appendix B
Table B8	New Hires by Type of Appointment – Distribution by Disability
Table B9	Table found in Appendix B
Table B10	Table found in Appendix B
Table B11	Table found in Appendix B
Table B12	Table found in Appendix B
Table B13	Employee Recognition and Awards – Distribution by Disability
Table B14	Separations by Type of Separation – Distribution by Disability

Occupational Categories and Participation Rates Calculated within Group:

Table A3 Occupational Categories – Distribution by Race/Ethnicity and Sex: Calculated within Group (Permanent)

Table A4 Participation Rates for General Schedule Grades (Permanent/Temporary) – Distribution by Race/Ethnicity and Sex: Calculated within Group

Table B3 Occupational Categories – Distribution by Disability: Calculated within Group (EEOC omitted this table in FY 2018.)

Table B4 Participation Rates for General Schedule by Grades (Permanent/Temporary) – Distribution by Disability: Calculated within Group

Appendix B: Federal Trade Commission generated MD-715 Workforce Tables

Table A7 Applicant and Hires for Major Occupations (Permanent) – Distribution by Race/Ethnicity and Sex

Table B7 Applicants and Hires – Distribution by Disability

Table A9 Selections for Internal Competitive Promotions for Major Occupations by Race/Ethnicity and Sex

Table B9 Selections for Internal Competitive Promotions for Major Occupations by Disability

Table A10 Non-Competitive Promotions – Time in Grade – Distribution by Race/Ethnicity and Sex

Table B10 Non-Competitive Promotions – Time in Grade – Distribution by Disability

Table A11 Internal Selections for Senior Level Positions (GS-13, GS-14, GS-15, and SES) – Distribution by Race/Ethnicity and Sex

Table B11 Internal Selections for Senior Level Positions – Distribution by Disability

Table A12 Participation in Career Development – Distribution by Race/Ethnicity and Sex

Table B12 Participation in Career Development – Distribution by Disability

Appendix C: Federal Trade Commission Organization Chart

Appendix D: Federal Trade Commission's Commitment to Equal Employment Opportunity

Appendix E: Federal Trade Commission's Strategic Plan for Fiscal Years 2018 to 2022

Appendix F: Federal Trade Commission, *Administrative Manual*, Chapter 5, Section 330 – Alternative Dispute Resolution Policy and Procedures

Appendix G: Federal Trade Commission, *Administrative Manual*, Chapter 5, Section 420 – Anti-Harassment Policy and Procedures

Appendix H: Affirmative Employment of Persons with Targeted Disabilities and Personal Assistance Services Procedures

Appendix I: Disability Anti-Discrimination Policy and Reasonable Accommodation Procedures

Federal Trade Commission

For period covering October 1, 2017 to September 30, 2018

PART A
Department
or Agency
Identifying
Information

1. Agency

1. Federal Trade Commission

1.a 2nd level reporting component

2. Address

2. 600 Pennsylvania Avenue, NW

3. City, State, Zip Code

3. Washington, DC 20580

4. Agency Code

5. FIPS code(s)

4. FT00

5. 11001

PART B
Total
Employment

1. Enter total number of permanent full-time and part-time employees

1. 1031

2. Enter total number of temporary employees

2. 82

3. TOTAL EMPLOYMENT [add lines B 1 through 2]

4. 1113

PART C

Agency Official(s) Responsible
For Oversight of EEO
Program(s)

Title Type

Name

Title

Head of Agency

Joseph J. Simons

Chairman

Head of Agency Designee

None

None

Principal EEO Director/Official

Kevin D. Williams

Director of EEO and Workplace
Inclusion

Affirmative Employment Program Manager

Kevin D. Williams

Director of EEO and Workplace
Inclusion

Complaint Processing Program Manager

Kevin D. Williams

Director of EEO and Workplace
Inclusion

Reasonable Accommodation Program Manager

Elizabeth Kraszewski

Disability Employment Program
Manager

Other EEO Staff

Teresa Kelsey

EEO Specialist

Other EEO Staff

Namon Friends

Attorney Advisor

Other EEO Staff

Stephanie Langley

EEO Program Support Specialist

For period covering October 1, 2017 to September 30, 2018

PART D
List of Subordinate Components Covered in
This Report

Subordinate Component and Location
(City/State)

Country

Agency Code

EEOC FORMS and Documents	Required	Uploaded	
Organization Chart	Y	Y	
Reasonable Accommodation Procedure	Y	Y	
Personal Assistance Services Procedures	Y	Y	
EEO Policy Statement	Y	Y	
Agency Strategic Plan	Y	Y	
Anti-Harassment Policy and Procedures	Y	Y	
Alternative Dispute Resolution Procedures	Y	Y	
Results from most recent Federal Employee Viewpoint Survey or Annual Employee Survey	N	N	
Diversity Policy Statement	N	N	
EEO Strategic Plan	N	N	
Federal Equal Opportunity Recruitment Program (FEORP) Report	N	N	
Human Capital Strategic Plan	N	N	
Disabled Veterans Affirmative Action Program (DVAAP) Report	N	N	

715-01 PART E
U.S. FEDERAL TRADE COMMISSION
AFFIRMATIVE EMPLOYMENT REPORT

The United States Federal Trade Commission is an independent law enforcement agency. It is the only Federal agency with both consumer protection and competition jurisdiction in broad sectors of the economy. The FTC's mission is to prevent business practices that are anticompetitive, deceptive, or unfair to consumers; to enhance informed consumer choice and public understanding of the competitive process; and to accomplish this without unduly burdening legitimate business activities.

To fulfill its mission, the FTC pursues vigorous and effective law enforcement; advances consumers' interests by sharing its expertise with federal and state legislatures, and U.S. and international government agencies; develops policy and research tools through hearings, workshops, and conferences; and creates practical and plain-language educational materials for consumers and businesses. The FTC uses education and outreach to help prevent consumer injury, increase business compliance with antitrust and consumer protection laws, and augment its law enforcement efforts.

The FTC deals with issues that touch the economic life of every American. Domestically, the FTC seeks to ensure that the nation's markets function competitively and are vigorous, efficient, and free of undue restrictions. In addition, the FTC protects consumers from deceptive or misleading claims, and from harmful business practices that undermine the competitive process. Internationally, the FTC partners with the global community by serving both as an internal resource to FTC staff on international topics and by cooperating with foreign authorities through formal and informal agreements.

The FTC has two major law enforcement bureaus, the Bureau of Consumer Protection and the Bureau of Competition. The Bureau of Economics, the Office of the General Counsel (OGC), the Office of the Executive Director, eight Regional Offices, and several small, yet critically important offices support these two bureaus. The FTC successfully achieves its mission due to the collaborative work that occurs across the agency.

In Fiscal Year 2018, there were 1,031 permanent employees in the FTC workforce. The Office of Equal Employment Opportunity and Workplace Inclusion (EEOWI) retained its full-time staff of four employees in Headquarters and eight, collateral-duty EEO counselors in the Regional Offices (*i.e.*, one collateral-duty EEO counselor per Regional Office). The Office of EEOWI maintains a highly trained and skilled staff, which provides the foundational support for the agency as it moves towards model EEO status.

Inherent in the FTC's stated goals from senior leadership, is a commitment to a zero tolerance policy regarding unlawful employment discrimination. This is the basis upon which the Office of EEOWI ensures that FTC employees have a workplace in which they are motivated to perform at their highest level, and are respected and valued for their contributions. This commitment extends to equality of opportunity in all aspects of employment, including, but not

limited to, recruitment, hiring, career development, advancement, discipline, and retention. It also requires identification and elimination of barriers that disadvantage or exclude any group.

**HIGHLIGHTS OF FISCAL YEAR 2018 ACCOMPLISHMENTS:
EQUAL EMPLOYMENT OPPORTUNITY COMMISSION'S
ESSENTIAL ELEMENTS FOR A MODEL EEO PROGRAM**

To guide agencies toward attaining and maintaining a Model EEO Program, the Equal Employment Opportunity Commission established six essential elements in MD-715, as required under Title VII of the Civil Rights Act, as amended, and the Rehabilitation Act, as amended. The essential elements are: demonstrated commitment from agency leadership; integration of EEO into the agency's strategic mission; management and program accountability; proactive prevention of unlawful discrimination; efficiency; and responsiveness and legal compliance. These essential elements provide the framework to achieve the ultimate goal of a discrimination-free work environment, characterized by an atmosphere of inclusion and free and open communication for employment opportunities.

The FTC Fiscal Year 2018 Annual EEO Assessment/Program Status Report identifies both accomplishments and planned actions to eliminate deficiencies and identified barriers, addressed in Parts G, H, and I. Highlights of our accomplishments, in implementing the MD-715 essential elements, are discussed below.¹

Essential Element One: Demonstrated Commitment from Agency Leadership

Current FTC Chairman, Joseph Simons, demonstrated leadership in reaffirming the FTC's longstanding commitment to equal employment opportunity by including the EEOWI Director in the agency's weekly Senior Staff meetings. The Chairman's decision to include the EEOWI Director in these weekly Senior Staff meetings reinforced the fact that EEO principles, and a fair and impartial workplace, will be valued during his tenure. The clear and unambiguous support that Chairman Simons provided during these meetings resulted in the continuation of unwavering support between the agency head and the Office of EEOWI. In particular, all Senior Staff, and as a result all FTC employees, knows the seriousness with which the Chairman views any unlawful employment discrimination and harassment.

In addition, the Chairman has been intentional with regard to linking the FTC's dual strategic mission to protect American consumers and promote competition with the stated goal of ensuring that the agency remains committed to equal employment opportunity, and diversity and inclusion. Chairman Simon's insistence that the workplace remains free of unlawful employment discrimination represents continued collaboration between the agency head and the Office of EEOWI. Indeed, under the current Chairman, the Office of EEOWI has received unabashed support, which has further strengthened the office and enhanced its relationships across the entire organization.

¹ During Fiscal Year 2018, the federal government experienced a shutdown, which lasted for five weeks.

Specifically, the Office of EEOI has formalized and expanded its delivery of training workshops, some of which the Chairman has made required training. These training workshop topics include Diversity and Inclusion, Unconscious Bias, and EEO Basics. In Fiscal Year 2019, the Office of EEOI will develop additional curricula, which will include How to Avoid Engaging in Retaliation and Harassment in the Workplace.

Chairman Simons has been intentional with regard to ensuring that the Office of EEOI is fully staffed and that it has the necessary resources to satisfy its regulatory requirements. These important items and others were discussed during the monthly meetings between Chairman Simons and the EEOI Director. Because the Office of EEOI resides in the Office of the Chairman, the EEOI Director benefits from a direct line of communication to the agency head. There is no mid-level manager between the Chairman and the EEOI Director. The existence of this organizational structure continued to send a signal across the organization that the Chairman prioritized issues and matters that the Office of EEOI manages.

In order to ensure efficient operations, the FTC's Diversity Council regularly collaborated with the Office of EEOI and the Human Capital Management Office (HCMO) to address concerns involving targeted outreach and recruitment, retention, workplace inclusion, and other relevant topics. Throughout the reporting period, the EEOI Director, on numerous occasions, met with the Chair and Vice Chair of the Diversity Council. Best practices and strategies were discussed with regard to impacting positively the workplace environment and diversifying the workforce. As a result, the Diversity Council increased its visibility, both as a partner and as a change agent.

Chairman Simons continued to hold joint meetings with the Executive Committee of the Diversity Council and the EEOI Director. In addition to discussing certain trends and concerns, these meetings were an opportunity for the Diversity Council to provide updates on its programmatic activities. During these meetings, the Chairman expressed his commitment to the success of the Diversity Council. The Chief of Staff to Chairman Simons also participated in the meetings held with the Diversity Council's Executive Committee. As a result of this consistent and visible leadership approach, the Diversity Council experienced membership growth, heightened visibility across the FTC, and continued relevance. In addition, the Office of EEOI and the Diversity Council have continued their strong partnership efforts to ensure a fair, diverse, and inclusive organization for all employees.

In addition to the work of the Diversity Council, the EEOI Director meets with Bureau Directors, and their managers and supervisors, to discuss important EEO topics, including targeted outreach and recruitment, strategies to diversify the applicant pool, appropriate interview questions, retention of the agency's talent, and explaining what is permissible under EEO laws. By building professional relationships across the FTC, the EEOI Director raised the level of awareness of certain issues and concerns, which were then communicated down the supervisory chain so they could be addressed.

The delivery of training to the agency's eight Regional Offices remained a critical component of the leadership's commitment to a staff well informed of its EEO rights and responsibilities. This required training covered diversity and inclusion, and general EEO principles. Because of the

training's effectiveness, management officials in the Headquarters Building have requested that the training be delivered to additional staff. As a result, instead of the training being mandated by the Chairman, the management team approached the EEOI Director to inquire about the training and to schedule training for their respective organizations.

Further, to communicate the FTC leadership's commitment to equal employment opportunity, members from the Office of EEOI, OGC, HCOM, and the Office of the Inspector General collaborated several times a year to present a management-training program for new and experienced management officials. This mandatory training focused on how the various offices work together to address critical employee relations and EEO issues at the FTC. This training encourages managers and supervisors to address workplace disputes before they escalate into intractable conflicts. In addition to this management training, the Office of EEOI, OGC, and HCOM sought out any opportunities to provide necessary workshops that address workplace issues.

Essential Element Two: Integration of EEO into the Agency's Strategic Mission

As a result of the reporting structure, the EEOI Director enjoyed direct and regular access to the Office of the Chairman on policy and operational issues and trends. The staff in the Office of EEOI worked closely and frequently with the Chairman's Office to advance the principles of equal opportunity and ensured that policies and procedures were current and workplace policies, practices, procedures, and conditions that were identified as barriers to equal employment were addressed. The EEOI Director provided the Chairman with regular updates regarding the activities and accomplishments of the office.

In addition to briefing the FTC Chairman, the EEOI Director briefed regularly the Chief of Staff and Senior Management Officials on the state of equal employment opportunity in the FTC. In this regard, the EEOI Director's briefings strategically integrated EEO principles at the highest levels of the agency. Through these briefing sessions, the EEOI Director ensured that the Chairman remained informed and apprised on the development and implementation of potential strategies to address and correct deficiencies and any potential barriers. In addition to highlighting issues and concerns across the organization, the EEOI Director communicated what resources were expended during the prior month, the types of training delivered, and the status of EEO cases. These EEOI briefings also included discussions of the MD-715 essential elements: accountability; effectiveness; efficiency; and legal compliance. Any additional concerns or problem areas, as identified by the EEOI Director, were presented to the Chairman and Chief of Staff during these briefings, and as circumstances required throughout the year.

The EEOI Director is also actively involved in expanding opportunities to integrate EEO into all FTC hiring plans, policies, procedures, and practices. The EEOI Director and the Chief Human Capital Officer (CHCO) met formally and informally several times a month to discuss topics and issues that implicated their respective offices and the agency at-large. As a result of this collaborative relationship, the EEOI Director and the CHCO have developed new strategies to improve the work environment, discussed concerns that were raised by FTC staff, and addressed any recurring issues that had not been fully resolved. The EEOI Director and

the CHCO met with managers and supervisors, the Diversity Council's Executive Committee, and the Executive Director. The EEOWI Director strengthened the office's role as a resource by assisting managers and supervisors through coaching, providing direction and guidance, and monitoring workplace initiatives.

The Diversity Council continued to collaborate extensively with the Office of the Chairman, the EEOWI Director, the CHCO, and the Executive Director to address diversity and inclusion concerns. The Diversity Council reorganized its committee structure to streamline functions and to make itself more responsive to the needs of staff. Specifically, there are five committees, including Workforce Diversity, Workplace Inclusion, Sustainability, Communications, and Employee Engagement. These committees worked both independently to achieve their goals, and collaboratively to increase diversity and foster inclusion. During its regularly scheduled meetings, the various committees provided reports to the membership at-large as it related to any accomplishments.

In FY 2018, the FTC followed past efforts to address the underrepresentation of Hispanic and Latino Americans in its workforce. Specifically, the FTC continued to maintain and further cultivate effective partnerships by sponsoring employees to attend the 42nd Hispanic National Bar Association's Convention in Philadelphia, Pennsylvania. The FTC, through its Office of EEOWI, sponsored two attorneys' attendance at the HNBA Convention in September 2018.

The FTC also participated in the 30th National Asian Pacific American Bar Association Convention, held in Chicago, Illinois, to increase its visibility as an employer of choice for Asian/Pacific Islander Americans. The FTC, through its Office of EEOWI, sponsored three attorneys at the NAPABA Convention held in November 2018. As in prior years, FTC attorneys interacted with law students, attorneys, and judges, to discuss career opportunities at the FTC and the agency's mission. In addition, the attorneys conducted mock interviews to prepare law students for the interviewing process. Further, they participated in the moot court competition at the conference by serving as panel judges and evaluating the performance of the participants. The FTC's presence at NAPABA served several purposes, including increasing the likelihood that Asian/Pacific Islander Americans will seek employment at the agency in the future and offering current employees the opportunity to represent the agency as ambassadors, which aids in employee retention.

The FTC participated in the 93rd National Bar Association Annual Convention held in July and August, 2018, in New Orleans, Louisiana. The FTC, through its Office of EEOWI, sponsored four attorneys for this event. These attorneys met with judges, attorneys, and law students to provide an overview of the FTC and its mission. Of particular note, was the Cornell University Law School Alumni breakfast, which was hosted by one of the agency's senior African American attorneys. This event provided another opportunity to discuss job opportunities at the FTC and to introduce the agency as a prospective employer.

The FTC expanded its outreach through its Pathways Internship Program, which targets rising high school seniors. The FTC's second African American commissioner, Mozelle Thompson, established this program, originally known as the Partnership in Education (PIE) Program.

Commissioner Thompson designed the PIE Program to provide opportunities for diverse students to gain work experience at the FTC and to introduce them to a Federal agency that was non-existent to many of them. Through its ongoing relationships with many local high schools, during Fiscal Year 2018, the FTC was fortunate to hire a total of fifteen students. With each subsequent class of Pathways Interns, the FTC continues to build upon its record of establishing relationships with these potential future government leaders. In fact, several full-time, permanent FTC employees began their careers as members of the PIE Program.

The FTC hired a total of 39 students from diverse backgrounds to fill summer positions during FY 2018: 2 were in the information technology field and 37 were clerical assistants. Of the summer students hired, 24 were female, 15 were male, 27 were African American, 4 were Asian American, and 8 were White. These employees are not reflected in statistical data because their temporary appointments expired before September 30, 2018. Note: Inasmuch as the responses to these demographic questions are voluntary, some students elected not to provide information.

Through the aforementioned programmatic activities and events, and others not highlighted here, the FTC integrates equal employment opportunity principles into the achievement of its strategic mission of protecting American consumers, whose diversity reflects a mosaic of races, national origins, religions, and differing abilities.

Essential Element Three: Management and Program Accountability

In FY 2018, the agency continued to strengthen its Disability Program by conducting training on the Schedule A Hiring Authority. In particular, the Disability Program Manager met with management and hiring officials to explain the benefits of utilizing Schedule A. The FTC, as a result, increased its hiring of individuals with disabilities.

The Office of EEOI presented at several mandatory programs for employees, supervisors, and managers during FY 2018. During these training sessions, the Office of EEOI communicated to staff their rights and responsibilities pursuant to the Federal civil rights laws and the FTC's internal policies that implement these laws. The Office of EEOI discussed various scenarios that occur in the workplace and engaged in dialogue with the participants regarding how to respond in a manner that does not conflict with EEO laws. In addition, the Office of EEOI provided a case-law update to keep management officials apprised of various areas of concern to avoid exposing the agency to liability.

The FTC continued to include EEO as a critical element in the performance plans of supervisors and managers. The necessity of managing diversity and fostering inclusion in the workplace are skills that have received increased attention during required training for new and experienced management officials. As a result of these targeted efforts, the Office of EEOI processed two formal EEO complaints. In relation to the agency's total workforce, this number represents a low number of discrimination complaints.

Essential Element Four: Proactive Prevention of Unlawful Discrimination

The Office of EEOI continued to look for new and innovative ways to address and correct inappropriate conduct before it rose to an actionable level. In particular, with support from the agency's Chairman, the Office of EEOI met with hiring officials, regional directors, supervisors and managers, to discuss issues in their respective organizations. The Office of EEOI's staff devoted an extensive amount of time to building or maintaining relationships with the agency's management officials. In the short term, this effort resulted in continuous dialogue between the Office of EEOI and management, which reduced disputes in the workplace and increased the likelihood of resolution of conflicts when they arose. Similarly, it allowed the Office of EEOI to present itself as a proactive resource for employees, and not only as the entity that has processed discrimination complaints.

In the long term, the Office of EEOI continued to establish new, and strengthen existing, relationships with front-line staff and management officials. The existence of these relationships provided an opportunity for management officials to contact the Office of EEOI to discuss potential issues in the workplace in the earliest stages of conflict. Similarly, employees regularly reached out to the Office of EEOI to receive guidance and suggestions on conflict avoidance and resolution. This increased employee engagement and led to a better overall workplace environment for FTC staff. Ultimately, these efforts by the Office of EEOI helped it achieve its goal of being recognized as a resource and not only as a place to file an EEO complaint.

In addition, the Office of EEOI manages the Employee Exit Interview survey program. This includes making the survey questionnaire electronically available and accessible via the agency's Intranet website, tracking employees who are separating from the agency, promoting its completion, and analyzing the data for EEO trends, issues, and potential barriers to equality of opportunity. In order to keep the Employee Exit Interview survey program efficient and user-friendly, the Office of EEOI continued to seek ways to improve the technology. An internal goal for the upcoming fiscal year is to deliver a new and improved electronic platform, which will make the production of reports less time consuming.

Essential Element Five: Efficiency

During this reporting period, the Office of EEOI continued to experience success in its pre-complaint resolution rate. In particular, the FTC's pre-complaint resolution rate was 80% in FY 2018. Pursuant to EEOC's management guidance, the Office of EEOI continued to place great emphasis on resolving complaints at the lowest levels possible. To that end, practices remained in place to make certain that the EEO Counselors possessed the necessary tools and skill sets to determine whether an informal complaint was ripe for resolution. The Office of EEOI expects this trend to continue in the years ahead.

Due to the success of its informal resolution program, only two FTC employees filed formal complaints in FY 2018. Both formal complaints were investigated. Of the two complaints, one reached settlement and one is now pending alternative dispute resolution.

Element Six: Responsiveness and Legal Compliance

The Office of EEOWI, HCMO, and OGC continued to share responsibility for responsiveness and legal compliance in the area of EEO. Historically, these three offices have combined their efforts to ensure that the FTC remains in full compliance with all Federal civil rights laws, and EEOC regulations, management directives, and guidance. The aforementioned offices conducted trainings throughout the year for new and experienced management officials. Emphasis was placed on the collaborative relationship that these three offices possess. In addition, these offices reiterated to FTC management officials that the aim was the provision of excellent customer service and a welcoming work environment. When EEO matters arose, these offices also worked collaboratively to address the underlying issues.

The Office of EEOWI kept track of all EEO matters to ensure timely processing and an efficient process. Mechanisms were put in place to ensure that complainants and responsible management officials were made aware of their responsibilities and obligations, and knew the various steps of the administrative process.

In addition, although the agency's Anti-Harassment Policy and Procedures remained under the Office of EEOWI's purview, FTC employees who believed that they had been subjected to harassment or a hostile work environment initiated the process in HCMO. Within thirty days of initiating the process, an inquiry was conducted and a report was issued to the employee, the Assistant Director for Employee and Labor Relations, and the Director of the Office of EEOWI. The report was reviewed for timeliness, responsiveness of the staff involved in the process, the thoroughness of the report, and whether it complied with EEOC's legal requirements.

The Office of EEOWI renewed its Interagency Agreement with one of its sister agencies to assist in the processing of conflict cases. The importance of these relationships with other Federal agencies cannot be overstated. A major goal of the Office of EEOWI continued to be its insistence on supporting other federal agencies in the pursuit of model EEO employer status.

FTC – Model EEO Employer

In light of the foregoing, the FTC appreciates the opportunity to present this MD-715 EEO Plan to guide our efforts in achieving model EEO employer status in the future. In FY 2019, the FTC will continue to identify areas that need strengthening and strive to remove even more barriers to equality of opportunity, both real and perceived. In particular, the Office of EEOWI anticipates an agency-wide effort of deploying new strategies to increase the population rate of individuals with targeted disabilities; increasing the agency's visibility with area colleges and law schools; and strengthening the Office of EEOWI's reputation as an entity that, above all else, seeks to prevent proactively unlawful employment discrimination, and promotes diversity and inclusion. Furthermore, in FY 2019, the Office of EEOWI will develop and deliver a slate of workshops and courses that will focus on unconscious bias, and diversity and inclusion.

WORKFORCE ANALYSIS

INTRODUCTION

This workforce analysis section provides an overview of the total FTC employment, including temporary and permanent employment with a focus on the agency's permanent and attorney workforces. Analyzed separately are the Senior Executive Service, GS-15, GS-14, and GS-13 workforces. *(Note: This workforce analysis data is comprised of the voluntary responses of persons who self-reported demographic information.)*

The Equal Employment Opportunity Commission (EEOC) requires comparing the profiles of the race/ethnic/gender groups in these categories at the FTC against the profile for the Civilian Labor Force (CLF), which serves as the benchmark. The FTC workforce data are viewed in light of the CLF for grade level distribution, promotions, recognition and awards, and separations. This measure is based on EEOC's assumption that the distribution of racial minorities and women at various grade levels, or with regards to promotions, recognition and awards, and separations should approximate their same percentage as represented in the CLF. The Relevant Civilian Labor Workforce (RCLF) covers all individuals in the United States, who are employed in a specific occupation, such as attorneys.

CHANGES IN THE WORKFORCE

Total Workforce

The total FTC workforce decreased by 1.9% percent from 1135 at the close of FY 2017 to 1113 at the end of FY 2018. (See Table A1). A review of the total FTC workforce shows:

- Women's representation in total employment decreased slightly from 50% to 48.4%, which is slightly above their national CLF of 48.1%. Men's representation in total employment increased slightly from 50% to 51.6%, which is slightly below their national CLF of 51.9%.
- Hispanic Americans' representation in total employment decreased slightly from 3.9% to 3.8%, which is below their national CLF of 10%. Hispanic American women's representation in total employment remained constant at 2.3%, which is below their national CLF of 4.8%. Hispanic American men's representation in total employment decreased slightly from 1.6% to 1.5%, which is below their national CLF of 5.2%.
- White Americans' representation in total employment decreased slightly from 68.5% to 68.3%, which is below their national CLF of 72.4%. White American women's representation in total employment decreased slightly from 30% to 29.2%, which is below their national CLF of 34%. White American men's representation in total employment increased slightly from 38.5% to 39.1%, which is slightly above their national CLF of 38.3%.

- Black Americans' representation in total employment decreased from 18.7% to 18.5%, which is above their national CLF of 12%. Black American women's representation in total employment decreased slightly from 12.4% to 11.5%, which is significantly above their national CLF of 6.5%. Black American men's representation in total employment increased from 6.3% to 7%, which is above their national CLF of 5.5%.
- Asian Americans' representation in total employment increased slightly from 8% to 8.4%, which is significantly above their national CLF of 4%. Asian American women's representation in total employment increased slightly from 4.8% to 4.9%, which is above their national CLF of 1.9%. Asian American men's representation increased slightly from 3.2% to 3.5%, which is above their national CLF of 2%.
- Native Hawaiians or Other Pacific Islanders' representation in total employment remains constant at 0.3%, which is above their national CLF of 0.1%. Native Hawaiians or Other Pacific Islander women's representation in total employment remains constant at 0.1%, which matches their national CLF of 0.1%. Native Hawaiians or Other Pacific Islander men's representation remained constant at 0.2%, which is slightly above their national CLF of 0.1%.
- American Indians or Alaskan Natives' representation in total employment decreased slightly from 0.5% to 0.3%, which is below their national CLF of 1.1%. American Indians or Alaskan Native women's representation in total employment decreased slightly from 0.3% to 0.1%, which is slightly below their national CLF of 0.5%. American Indians or Alaskan Native men's representation in total employment remained constant at 0.2%, which is below their national CLF of 0.6%.
- Persons of two or more races' representation in total employment increased slightly from 0.4 to 0.6%, which matches their national CLF of 0.6%. Women of two or more races' representation in total employment increased slightly from 0.3% to 0.5%, which is slightly above their national CLF of 0.3%. Men of two or more races' representation remained constant at 0.1%, which is slightly below their national CLF is 0.3%.
- Americans with targeted disabilities' representation in total employment increased from 1% to 1.7%. There is no CLF for Americans with targeted disabilities. The federal goal is 2%.

Total Workforce: FY 2018

Total employment representation of White American men, Black American men and women, Asian American men and women, Native Hawaiians or Other Pacific Islander men, and women of two or more races exceeded their percentage in the national CLF. By contrast, total

employment representation of Hispanic American men and women, White American women, American Indians or Alaskan Native men and women, and men of two or more races were below their percentage in the national CLF.

Temporary Workforce

The number of temporary employees increased 18.8% from 69 at the close of FY 2017 to 82 at the close of FY 2018. Temporary employees represented 6.1% of the FTC's total workforce at the end of FY 2017, compared to 7.4% at the end of FY 2018. (See Table A1). A review of the agency's temporary workforce shows:

- Women represented 60.9% of temporary employment at the end of FY 2017, compared to 50% at the end of FY 2018, which is above their national CLF of 48.1%. Men represented 39.1% of temporary employment at the end of FY 2017, compared to 50% at the end of FY 2018, which is below their national CLF of 51.9%.
- Hispanic American employees were not represented in the temporary workforce at the end of FY 2017, compared to 1.2% at the end of FY 2018. Hispanic American women were not represented in the temporary workforce at the end of FY 2017 and FY 2018. Hispanic American men increased from 0 to 1. Their representation increased from 0% to 1.2%.
- White American employees represented 66.6% of temporary employment at the end of FY 2017, compared to 65.9% at the end of FY 2018. The number of White American women decreased slightly from 27 to 26. Their representation decreased from 39.1% to 31.7%. The number of White American men increased from 19 to 28. Their representation increased from 27.5% to 34.2%.
- Black American employees represented 24.7% of temporary employment at the end of FY 2017, compared to 23.1% at the end of FY 2018. The number of Black American women remained constant at 12. Their representation decreased from 17.4% to 14.6%. The number of Black American men increased from 5 to 7. Their representation increased from 7.3% to 8.5%.
- Asian American employees represented 5.9% of temporary employment at the end of FY 2017, compared to 7.3% at the end of FY 2018. The number of Asian American women increased slightly from 1 to 2. Their representation increased from 1.5% to 2.4%. The number of Asian American men increased from 3 to 4. Their representation increased slightly from 4.4% to 4.9%.
- Native Hawaiians or Other Pacific Islanders were not represented in the temporary workforce at the end of FY 2017 or FY 2018.

- American Indians or Alaskan Natives employees were not represented in the temporary workforce at the end of FY 2017, compared to 1.2% at the end of FY 2018. American Indians or Alaskan Native women were not represented in the temporary workforce at the end of FY 2017 and FY 2018. American Indians or Alaskan Native men increased from 0 to 1. Their representation increased from 0% to 1.2%.
- Persons of two or more races represented 2.9% of temporary employment at the end of FY 2017, compared to 1.2% at the end of FY 2018. Women of two or more races' representation decreased from 2.9% to 1.2%. Men of two or more races were not represented in the temporary workforce at the end of FY 2017 or FY 2018.
- The number of Americans with targeted disabilities in the temporary workforce increased from 0 to 1. Americans with targeted disabilities were not represented in the temporary workforce at the end of FY 2017.

Permanent Workforce

The number of permanent employees decreased 3.3% from 1066 to 1031. Permanent employees represented 93.9% of the FTC workforce at the end of FY 2017, compared to 92.6% at the end of FY 2018. (See Table A1). A review of the agency's permanent workforce shows that:

- Women's representation in permanent employment decreased from 526 to 498. Their representation decreased from 49.3%, to 48.3%, which is slightly above their national CLF of 48.1%. Men's representation increased slightly from 50.7% to 51.7%, which is below their national CLF of 51.9%.
- The number of Hispanic American women in permanent employment decreased slightly from 26 to 25. Their representation remained constant at 2.4%, which is below their national CLF of 4.8%. The number of Hispanic American men in permanent employment decreased slightly from 18 to 16. Their representation decreased slightly from 1.7% to 1.6%, which is below their national CLF of 5.2%.
- The number of White American women in permanent employment decreased from 313 to 299. Their representation decreased slightly from 29.4% to 29%, which is below their national CLF of 34%. The number of White American men in permanent employment decreased 2.6% from 418 to 407. Their representation increased slightly from 39.2% to 39.5%, which is above their national CLF of 38.3%.
- The number of Black American women in permanent employment decreased from 129 to 116. Their representation decreased slightly from 12.1% to 11.3%, which is significantly above their national CLF of 6.5%. The number of Black American men in permanent employment increased from 66 to 71.

Their representation increased slightly from 6.2% to 6.9%, which is above their national CLF of 5.5%.

- The number of Asian American women in permanent employment decreased slightly from 53 to 52. Their representation remained constant at 5%, which is above their national CLF of 1.9%. The number of Asian American men in permanent employment increased from 33 to 35. Their representation increased slightly from 3.1% to 3.4%, which is above their national CLF of 2%.
- The number of Native Hawaiian or Other Pacific Islander women in permanent employment remained constant at 1. Their representation remained constant at 0.1%, which equals their national CLF of 0.1%. The number of Native Hawaiian or Other Pacific Islander men in permanent employment remained constant at 2. Their representation remained constant at 0.2%, which is slightly above their national CLF of 0.1%.
- The number of American Indian or Alaskan Native women in permanent employment decreased from 3 to 1. Their representation decreased slightly from 0.3% to 0.1%, which is below their national CLF of 0.5%. The number of American Indian or Alaskan Native men in permanent employment decreased slightly from 2 to 1. Their representation decreased slightly from 0.2% to 0.1%, which is below their national CLF of 0.6%.
- The number of women of two or more races in permanent employment increased from 1 to 4. Their representation increased from 0.1% to 0.4%, which is slightly above their national CLF of 0.3%. The number of men of two or more races in permanent employment remained constant at 1. Their representation remained constant at 0.1%, which is slightly below their national CLF of 0.3%.
- The number of Americans with targeted disabilities in permanent employment increased from 11 to 18. Their representation increased from 1% to 1.8%, which is below the government-wide goal of 2%.

CHANGES IN LEVELS OF EMPLOYMENT

October 1, 2017 to September 30, 2018

Senior Executive Service

The Senior Executive Service (SES) workforce increased 2.8% from 36 to 37. SES employees accounted for 3.4% of the FTC's permanent employment at the end of FY 2017, and 3.6% at the end of FY 2018. (See Table A4-1).

- Women remained constant at 14. Their representation in the SES workforce remained constant at 37.8%, which is below their representation of 48.3% in the permanent workforce.
- The number of racial minorities in the FTC SES workforce increased slightly from 4 to 5.¹ Their representation in the SES workforce increased from 11.1% to 13.5%, which is significantly below their representation of 31.5% in the permanent workforce. Hispanic American men, Black American men, Asian American men, Native Hawaiians or Other Pacific Islanders, American Indians or Alaska Natives, and persons of two or more races were not represented in this workforce.
- Americans with targeted disabilities were not represented in the SES workforce.

Grades 13-15

Total employees in grades 13-15 decreased by 2.7% from 852 to 829. This pool of employees provides the major source of highly qualified candidates for managerial and supervisory positions. Employees in grades 13-15 accounted for 80% of the permanent workforce at the end of FY 2017, compared to 80.4% at the end of FY 2018.

Grade 15

Total employees in grade 15 decreased slightly by 0.2% from 564 to 563. As the largest populated FTC grade level, grade 15 accounted for 53% of the FTC's permanent workforce at the end of FY 2017, compared to 54.6% at the end of FY 2018.

The number of women in grade 15 decreased slightly by 0.8% from 256 to 254. Their portion of grade 15 decreased slightly from 45.4% to 45.1%, which is below their representation of 48.3% in the permanent workforce. The number of men increased from 308 to 309. Their portion of grade 15 increased from 54.6% to 54.9%, which is above their representation of 51.7% in the permanent workforce at the end of FY 2018.

Hispanic Americans in grade 15 remained constant at 20. Their portion of grade 15 remained constant at 3.6%, which is below their representation of 4% in the permanent workforce. The number of Hispanic American women remained constant at 10. Their portion of grade 15 remained constant at 1.8%, which is below their representation of 2.4% in the permanent workforce at the end of FY 2018. The number of Hispanic American men remained constant at 10. Their portion of grade 15 remained constant at 1.8%, which is slightly above their representation of 1.6% in the permanent workforce at the end of FY 2018.

¹ Two Black American men identified in the SES population are, in fact, White American men.

White Americans in grade 15 remained constant at 461. Their portion of grade 15 remained constant at 81.9%, which is significantly above their representation of 68.5% in the permanent workforce. The number of White American women increased from 188 to 190. Their portion of grade 15 increased slightly from 33.7% to 33.8%, which is above their representation of 29% in the permanent workforce at the end of FY 2018. The number of White American men remained constant at 271. Their portion of grade 15 remained constant at 48.1%, which is above their representation of 39.5% in the permanent workforce at the end of FY 2018.

Black Americans in grade 15 decreased 9.4% from 32 to 29. Their portion of grade 15 decreased from 5.7% to 5.2%, which is significantly below their representation of 18.2% in the permanent workforce. The number of Black American women decreased from 21 to 18. Their portion of grade 15 decreased from 3.7% to 3.2%, which is significantly below their representation of 11.3% in the permanent workforce at the end of FY 2018. The number of Black American men remained constant at 11. Their portion of grade 15 remained constant at 2%, which is below their representation of 6.9% in the permanent workforce at the end of FY 2018.

Asian Americans in grade 15 increased from 48 to 50. Their portion of grade 15 increased from 8.5% to 8.9%, which is above their representation of 8.4% in the permanent workforce. The number of Asian American women increased from 34 to 35. Their portion of grade 15 increased slightly from 6% to 6.2%, which is above their representation of 5% in the permanent workforce at the end of FY 2018. The number of Asian American men increased from 14 to 15. Their portion of grade 15 increased from 2.5% to 2.7%, which is below their representation of 3.4% in the permanent workforce at the end of FY 2018.

Native Hawaiian or Other Pacific Islanders in grade 15 remained constant at 2. Their portion of grade 15 remained constant at 0.4%, which is slightly above their representation of 0.3% in the permanent workforce at the end of FY 2018. Native Hawaiian or Other Pacific Islander women were not represented at the end of FY 2017 and FY 2018. The number of Native Hawaiian or Other Pacific Islander men remained constant at 2. Their portion of grade 15 remained constant at 0.4%, which is above their representation of 0.2% in the permanent workforce at the end of FY 2018.

American Indian or Alaskan Native Americans in grade 15 remained constant at 1. Their portion of grade 15 remained constant at 0.2%, which matches their representation of 0.2% in the permanent workforce at the end of FY 2018. American Indian or Alaskan Native American women remained constant at 1. Their portion of grade 15 remained constant at 0.2%, which is above their representation of 0.1% in the permanent workforce at the end of FY 2018. American Indians or Alaskan Native American men were not represented in grade 15 at the end of FY 2018.

Persons of two or more races were not represented in grade 15 at the end of FY 2018.

Americans with Targeted Disabilities in grade 15 increased 50% from 4 to 6. Their portion of grade 15 increased from 0.7% to 1.2%, which is below their representation of 1.8% in the permanent workforce at the end of FY 2018.

Grade 14

Total employees in grade 14 decreased 7.8% from 167 to 154. This grade accounted for 15.7% of the FTC's permanent workforce at the end of FY 2017, compared to 14.9% at the end of FY 2018.

The number of women in grade 14 decreased 7.6% from 79 to 73. Their portion of grade 14 increased slightly from 47.3% to 47.4%, which is below their representation of 48.3% in the permanent workforce. The number of men decreased from 88 to 81. Their portion of grade 14 decreased slightly from 52.7% to 52.6%, which is above their representation of 51.7% in the permanent workforce at the end of FY 2018.

The number of Hispanic Americans in grade 14 decreased 14.3% from 7 to 6. Their portion of grade 14 decreased from 4.2% to 3.9%, which is below their representation of 4% in the permanent workforce at the end of FY 2018. The number of Hispanic American women in grade 14 remained constant at 4. Their portion of grade 14 remained constant at 2.6%, which is above their representation of 2.4% in the permanent workforce at the end of FY 2018. The number of Hispanic American men decreased from 3 to 2. Their portion of grade 14 decreased from 1.8% to 1.3%, which is below their representation of 1.6% in the permanent workforce at the end of FY 2018.

The number of White Americans in grade 14 decreased 9.1% from 110 to 100. Their portion of grade 14 decreased from 65.8% to 64.4%, which is below their representation of 68.5% in the permanent workforce at the end of FY 2018. The number of White American women in grade 14 decreased from 51 to 45. Their portion of grade 14 decreased slightly from 30.5% to 29.2%, which is above their representation of 29% in the permanent workforce at the end of FY 2018. The number of White American men in grade 14 decreased from 59 to 55. Their portion of grade 14 increased slightly from 35.5% to 35.7%, which is below their representation of 39.5% in the permanent workforce at the end of FY 2018.

The number of Black Americans in grade 14 decreased 9.7% from 31 to 28. Their portion of grade 14 decreased from 18.6% to 18.2%, which matches their representation of 18.2% in the permanent workforce at the end of FY 2018. The number of Black American women in grade 14 decreased from 17 to 16. Their portion of grade 14 increased from 10.2% to 10.4%, which is below their representation of 11.3% in the permanent workforce at the end of FY 2018. The number of Black American men decreased from 14 to 12. Their portion of grade 14 decreased from 8.4% to 7.8%, which is above their representation of 6.9% in the permanent workforce at the end of FY 2018.

The number of Asian Americans in grade 14 increased 11.8% from 17 to 19. Their portion of grade 14 increased slightly from 10.2% to 12.3%, which is above their representation of 8.4% in the permanent workforce at the end of FY 2018. The number of Asian American women increased slightly from 6 to 7. Their portion of grade 14 increased from 3.6% to 4.6%, which is below their representation of 5% in the permanent workforce at the end of FY 2018. The number of Asian American men increased from 11 to 12. Their portion of grade 14 increased from 6.6% to 7.8%, which is above their representation of 3.4% in the permanent workforce at the end of FY 2018.

Native Hawaiians or Other Pacific Islanders in grade 14 remained constant at 1. Their portion of grade 14 representation in the permanent workforce was less than 1% in FY 2017 and FY 2018. The number of Native Hawaiians and Other Pacific Islander women in grade 14 remained constant at 1 and their portion of grade 14 remained constant at 0.7%, which is above their representation of 0.1% in the permanent workforce at the end of FY 2018. Native Hawaiians or Other Pacific Islander men were not represented at the end of FY 2018.

American Indians or Alaskan Natives were not represented in grade 14 at the end of FY 2018.

Persons of two or more races in grade 14 were not represented in grade 14 at the end of FY 2018.

Americans with targeted disabilities in grade 14 were not represented in grade 14 at the end of FY 2018.

Grade 13

Total employees in grade 13 decreased 7.4% from 121 to 112. This grade accounted for 11.4% of the FTC's permanent workforce at the end of FY 2017, compared to 10.9% at the end of FY 2018.

The number of women in grade 13 decreased 9.4% from 64 to 58. Their portion of grade 13 decreased slightly from 52.9% to 51.8%, which is above their representation of 48.3% in the permanent workforce at the end of FY 2018. The number of men decreased from 57 to 54. Their portion of grade 13 increased from 47.1% to 48.2%, which is below their representation of 51.7% in the permanent workforce at the end of FY 2018.

The number of Hispanic Americans in grade 13 decreased 33.3% from 6 to 4. Their portion of grade 13 decreased from 5%, to 3.6%, which is below their representation of 4% in the permanent workforce at the end of FY 2018. The number of Hispanic American women decreased from 3 to 1. Their portion of grade 13 decreased from 2.5% to 0.9%, which is below their representation of 2.4% in the permanent workforce at the end of FY 2018. The number of Hispanic American men remained constant at 3. Their portion of grade 13 increased from 2.4%

to 2.7%, which is above their representation of 1.6% in the permanent workforce at the end of FY 2018.

The number of White Americans in grade 13 decreased 14.1%, from 64 to 55. Their portion of grade 13 decreased from 53% to 49.1%, which is below their representation of 68.5% in the permanent workforce at the end of FY 2018. The number of White American women decreased from 32 to 27. Their portion of grade 13 decreased from 26.5% to 24.1%, which is below their representation of 29% in the permanent workforce at the end of FY 2018. The number of White American men decreased from 32 to 28. Their portion of grade 13 decreased from 26.5% to 25%, which is below their representation of 39.5% in the permanent workforce at the end of FY 2018.

The number of Black Americans in grade 13 increased 15.8% from 38 to 44. Their portion of grade 13 increased from 31.5% to 39.3%, which is significantly above their representation of 18.2% in the permanent workforce at the end of FY 2018. The number of Black American women increased from 21 to 25. Their portion of grade 13 increased from 17.4% to 22.3%, which is above their representation of 11.3% in the permanent workforce at the end of FY 2018. The number of Black American men increased from 17 to 19. Their portion of grade 13 increased from 14.1% to 17%, which is significantly above their representation of 7% in the permanent workforce at the end of FY 2018.

The number of Asian Americans in grade 13 decreased 36.4% from 11 to 7. Their portion of grade 13 decreased from 9.1% to 6.3%, which is below their representation of 8.4% in the permanent workforce at the end of FY 2018. The number of Asian American women decreased from 7 to 4. Their portion of grade 13 decreased from 5.8% to 3.6%, which is below their representation of 5% in the permanent workforce at the end of FY 2018. The number of Asian American men decreased from 4 to 3. Their portion of grade 13 decreased from 3.3% to 2.7%, which is below their representation of 3.4% in the permanent workforce at the end of FY 2018.

Native Hawaiians or Other Pacific Islanders in grade 13 were not represented at the end of FY 2018.

American Indians or Alaskan Natives in grade 13 were not represented at the end of FY 2018.

The number of persons of two or more races in grade 13 increased 100% from 1 to 2. Their portion of grade 13 increased from 0.8% to 1.9%, which is above their representation of 0.5% in the permanent workforce at the end of FY 2018. The number of women of two or more races increased from 0 to 1. Their portion of grade 13 increased from 0% to 0.4%, which matches their representation of 0.4% in the permanent workforce at the end of FY 2018. The number of men of two or more races in grade 13 remained constant at 1. Their portion of grade 13 increased from 0.8% to 0.9%, which is above their representation of 0.1% in the permanent workforce at the end of FY 2018.

Americans with targeted disabilities in grade 13 were not represented in grade 13 at the end of FY 2018.

ATTORNEY WORKFORCE

Attorneys accounted for 58.7% of the FTC's permanent workforce at the end of FY 2017, compared to 59.1% at the end of FY 2018.² The number of employees in the attorney workforce decreased from 626 in FY 2017 to 609 in FY 2018. (See Table A6). A review of the attorney workforce shows:

- ***The number of women in the attorney workforce decreased 3.2% from 308 to 298.*** Their portion of the FTC's attorney workforce decreased slightly from 49.2% to 48.9%, which is significantly above their RCLF of 32.8%. The number of men in the attorney workforce decreased from 318 to 311. Their portion of the FTC's attorney workforce increased slightly from 50.8% to 51.1%, which is below their RCLF of 67.2%.
- ***The number of racial minorities in the attorney workforce increased 0.8% from 121 to 123.*** Racial minorities' portion of the FTC's attorney workforce increased slightly from 19.4% to 20.2%, which is above their RCLF of 13.1%.
- ***The number of Hispanic Americans in the attorney workforce decreased 16% from 25 to 21.*** Their portion of the attorney workforce decreased from 4% to 3.4%, which is below their RCLF of 4.3%. The number of Hispanic American women decreased from 16 to 13. Their portion of the attorney workforce decreased from 2.6% to 2.1%, which is above their RCLF of 1.8%. The number of Hispanic American men decreased from 9 to 8. Their portion of the attorney workforce decreased slightly from 1.4% to 1.3%, which is below their RCLF of 2.5%.
- ***The number of White Americans in the attorney workforce decreased 3.8% from 505 to 486.*** Their portion of the attorney workforce decreased slightly from 80.6% to 79.8%, which is below their RCLF of 86.7%. The number of White American women decreased from 230 to 220. Their portion of the attorney workforce decreased from 36.7% to 36.1%, which is above their RCLF of 26.4%. The number of White American men decreased from 275 to 266. Their portion of the attorney workforce decreased slightly from 43.9% to 43.7%, which is below their RCLF of 60.3%.
- ***The number of Black Americans in the attorney workforce increased 7.7% from 39 to 42.*** Their portion of the attorney workforce increased from 6.2% to 6.9%, which is above their RCLF of 4.7%. The number of Black American women

² MD-715 requires analysis of occupations having 100 or more employees. The FTC's attorney workforce is the only occupation that has 100 or more employees.

increased from 23 to 25. Their portion of the attorney workforce increased slightly from 3.7% to 4.1%, which is above their RCLF of 2.6%. The number of Black American men increased from 16 to 17. Their portion of the attorney workforce slightly increased from 2.6% to 2.8%, which is above their RCLF of 2.1%.

- ***The number of Asian Americans in the attorney workforce increased 3.6% from 55 to 57.*** Their portion of the attorney workforce increased slightly from 8.8% to 9.3%, which is above their RCLF of 3.5%. The number of Asian American women remained constant at 38. Their portion of the attorney workforce increased from 6.1% to 6.2%, which is significantly above their RCLF of 1.7%. The number of Asian American men increased from 17 to 19. Their portion of the attorney workforce increased slightly from 2.7% to 3.1%, which is above their RCLF of 1.8%.
- ***Native Hawaiians or Other Pacific Islanders in the attorney workforce remained constant at 1.*** Their portion of the attorney workforce remained constant at 0.2%, which is above their RCLF of 0.03%. Native Hawaiians or Other Pacific Islanders women were not represented in the attorney population at the end of FY 2018. The number of Native Hawaiians or Other Pacific Islanders men remained constant at 1. Their portion of the attorney workforce remained constant at 0.2%, which is above their RCLF of 0.02%.
- ***The number of American Indian or Alaska Natives in the attorney workforce remained constant at 1.*** Their portion of the attorney workforce remained constant at 0.2%, which matches their RCLF of 0.2%. The number of American Indian or Alaska Native women remained constant at 1. Their portion of the attorney workforce remained constant at 0.2%, which is slightly above their RCLF of 0.1%. American Indian or Alaska Native men were not represented in the attorney population at the end of FY 2018.
- ***Persons of two or more races in the attorney workforce increased from 0 to 1.*** Their portion of the attorney workforce increased from 0% to 0.2%, which is below their RCLF OF 0.4%. Women of two or more races increased from 0 to 1. Their portion of the attorney workforce increased from 0% to 0.2%, which matches their RCLF of 0.2%. Men of two or more races were not represented in the attorney population at the end of FY 2018.
- ***The number of attorneys with targeted disabilities increased from 3 to 7.*** Their representation increased from 0.5% to 1% of the attorney workforce. There is no RCLF for Americans with targeted disabilities.

ATTORNEY WORKFORCE IN GRADES 13-15

Attorneys in grades 13-15 accounted for 55% of the FTC's permanent workforce at the end of FY 2017, compared to 55.7% at the end of FY 2018. The number of attorneys in grades 13-15 decreased 2% from 586 to 574.

Grade 15

The number of attorneys in grade 15 increased 0.4% from 463 to 465. These attorneys accounted for 74% of the FTC's attorney workforce at the end of FY 2017, compared to 76.4% at the end of FY 2018. (See Table A6).

The number of women in the grade 15 attorney workforce increased 1.8% from 226 to 230. Their representation in the grade 15 attorney workforce increased slightly from 48.8% to 49.5%, which is above their representation of 48.9% of the FTC's attorney workforce at the end of FY 2018. The number of men in the grade 15 attorney workforce decreased 0.8% from 237 to 235. Their representation in the grade 15 attorney workforce decreased slightly from 51.2% to 50.5%, which is below their representation of 51.1% of the FTC's attorney workforce at the end of FY 2018.

The number of Hispanic Americans in the grade 15 attorney workforce remained constant at 17. Hispanic Americans' representation in the grade 15 attorney workforce remained constant at 3.7%, which is slightly above their representation of 3.4% of the FTC's attorney workforce at the end of FY 2018. Hispanic American women's representation in the grade 15 attorney workforce remained constant at 2.2%, which is above their representation of 2.1% of the FTC's attorney workforce at the end of FY 2018. Hispanic American men's representation in the grade 15 attorney workforce remained constant at 1.5%, which is slightly above their representation of 1.3% of the FTC's attorney workforce at the end of FY 2018.

The number of White Americans in the grade 15 attorney workforce increased 0.3% from 383 to 384. Their representation in the grade 15 attorney workforce decreased slightly from 82.7% to 82.6%, which is above their representation of 79.8% of the FTC's attorney workforce at the end of FY 2018. White American women's representation in the grade 15 attorney workforce increased slightly from 37.1% to 37.6%, which is above their representation of 36.1% of the FTC's attorney workforce at the end of FY 2018. White American men's representation in the grade 15 attorney workforce decreased slightly from 45.6% to 44.9%, which is above their representation of 43.7% of the FTC's attorney workforce at the end of FY 2018.

The number of Black Americans in the grade 15 attorney workforce decreased 4.3% from 23 to 22. Black Americans' representation in the grade 15 attorney workforce decreased slightly from 5% to 4.7%, which is below their representation of 6.9% of the FTC's attorney workforce at the end of FY 2018. Black American women's representation in the grade 15 attorney workforce remained constant at 3%, which is below their representation of 4.1% of the FTC's

attorney workforce at the end of FY 2018. Black American men's representation in the grade 15 attorney workforce decreased slightly from 1.9% to 1.7%, which is below their representation of 2.8% of the FTC's attorney workforce at the end of FY 2018.

The number of Asian Americans in the grade 15 attorney workforce increased 5.3% from 38 to 40. Asian Americans' representation in the grade 15 attorney workforce increased from 8.2% to 8.6%, which is below their representation of 9.4% of the FTC's attorney workforce at the end of FY 2018. Asian American women's representation in the grade 15 attorney workforce slightly increased from 6.3% to 6.5%, which is above their representation of 6.2% of the FTC's attorney workforce at the end of FY 2018. Asian American men's representation in the grade 15 attorney workforce increased slightly from 1.9% to 2.2%, which is below their representation of 3.1% of the FTC's attorney workforce at the end of FY 2018.

Native Hawaiians or Other Pacific Islanders in the grade 15 attorney workforce remained constant at 1 at the end of FY 2018.

American Indians or Alaskan Natives in the grade 15 attorney workforce remained constant at 1 at the end of FY 2018.

Persons of two or more races were not represented in the grade 15 attorney workforce at the end of FY 2018.

Americans with targeted disabilities in the grade 15 attorney workforce increased 33.3% from 3 to 4. Their representation remained less than 1% of the attorney workforce at the end of FY 2018.

Grade 14

The number of attorneys in grade 14 decreased 12.2% from 98 to 86. These attorneys accounted for 15.7% of the FTC's attorney workforce at the end of FY 2017, compared to 14.1% at the end of FY 2018.

The number of women in the grade 14 attorney workforce decreased 11.5% from 52 to 46. Their representation in the grade 14 attorney workforce increased slightly from 53.1% to 53.5%, which is above their representation of 48.9% of the FTC's attorney workforce at the end of FY 2018. The number of men in the grade 14 attorney workforce decreased from 46 to 40. Their representation in the grade 14 attorney workforce slightly decreased from 46.9% to 46.5%, which is below their representation of 51.1% of the FTC's attorney workforce at the end of FY 2018.

The number of Hispanic Americans in the grade 14 attorney workforce decreased 25% from 4 to 3. Their representation in the grade 14 attorney workforce decreased from 4.1% to 3.5%, which is slightly above their representation of 3.4% of the FTC's attorney workforce at the end

of FY 2018. Hispanic American women's representation in the grade 14 attorney workforce decreased from 3.1% to 2.3%, which is slightly above their representation of 2.1% of the FTC's attorney workforce at the end of FY 2018. Hispanic American men's representation in the grade 14 attorney workforce slightly increased from 1% to 1.2%, which is below their representation of 1.3% of the FTC's attorney workforce at the end of FY 2018.

The number of White Americans in the grade 14 attorney workforce decreased 15.5% from 71 to 60. Their representation in the grade 14 attorney workforce decreased slightly from 72.5% to 69.8%, which is below their representation of 79.8% of the FTC's attorney workforce at the end of FY 2018. White American women's representation in the grade 14 attorney workforce decreased from 38.8% to 36%, which is slightly below their representation of 36.1% of the FTC's attorney workforce at the end of FY 2018. White American men's representation in the grade 14 attorney workforce remained constant at 33.7%, which is below their representation of 43.7% of the FTC's attorney workforce at the end of FY 2018.

The number of Black Americans in the grade 14 attorney workforce decreased 8.3% from 12 to 11. Their representation in the grade 14 attorney workforce increased from 12.2% to 12.8%, which is significantly above their representation of 6.9% of the FTC's attorney workforce at the end of FY 2018. Black American women's representation in the grade 14 attorney workforce increased from 6.1% to 8.1%, which is above their representation of 4.1% of the FTC's attorney workforce at the end of FY 2018. Black American men's representation in the grade 14 attorney workforce decreased from 6.1% to 4.7%, which is above their representation of 2.8% of the FTC's attorney workforce at the end of FY 2018.

The number of Asian Americans in the grade 14 attorney workforce increased 9.1% from 11 to 12. Their representation in the grade 14 attorney workforce increased from 11.2% to 14%, which is above their representation of 9.4% of the FTC's attorney workforce at the end of FY 2018. Asian American women's representation in the grade 14 attorney workforce increased from 5.1% to 7%, which is slightly above their representation of 6.2% of the FTC's attorney workforce at the end of FY 2018. Asian American men's representation in the grade 14 attorney workforce increased from 6.1% to 7%, which is above their representation of 3.1% of the FTC's attorney workforce at the end of FY 2018.

Native Hawaiians or Other Pacific Islanders were not represented in the grade 14 attorney workforce at the end of FY 2018.

American Indians or Alaskan Natives were not represented in the grade 14 attorney workforce at the end of FY 2018.

Persons of two or more races were not represented in the grade 14 attorney workforce at the end of FY 2018.

Americans with targeted disabilities were not represented in the grade 14 attorney workforce at the end of FY 2018.

Grade 13

The number of attorneys in grade 13 decreased 8% from 25 to 23. These attorneys accounted for 4% of the FTC's attorney workforce at the end of FY 2017, compared to 3.8% at the end of FY 2018.

The number of women in the grade 13 attorney workforce decreased 21.4% from 14 to 11. Their representation in the grade 13 attorney workforce decreased from 56% to 47.8%, which is slightly below their representation of 48.9% of the FTC's attorney workforce at the end of FY 2018. The number of men in the grade 13 attorney workforce increased 9.1% from 11 to 12. Their representation in the grade 13 attorney workforce increased from 44% to 52.2%, which is slightly above their representation of 51.1% of the FTC's attorney workforce at the end of FY 2018.

Hispanic Americans were not represented in the grade 13 attorney workforce at the end of FY 2018.

The number of White Americans in the grade 13 attorney workforce remained constant at 18. Their representation in the grade 13 attorney workforce increased from 72% to 78.3%, which is slightly below their representation of 79.8% of the FTC's attorney workforce at the end of FY 2018. White American women's representation in the grade 13 attorney workforce decreased from 32% to 30.4%, which is below their representation of 36.1% of the FTC's attorney workforce at the end of FY 2018. White American men's representation in the grade 13 attorney workforce increased from 40% to 47.8%, which is above their representation of 43.7% of the FTC's attorney workforce at the end of FY 2018.

The number of Black Americans in the grade 13 attorney workforce remained constant at 2. Their representation in the grade 13 attorney workforce slightly increased from 8% to 8.7%, which is above their representation of 6.9% of the FTC's attorney workforce at the end of FY 2018. Black American women's representation in the grade 13 attorney workforce increased from 8% to 8.7%, which is above their representation of 4.1% of the FTC's attorney workforce at the end of FY 2018. Black American men were not represented in the grade 13 attorney workforce at the end of FY 2018.

The number of Asian Americans in the grade 13 attorney workforce decreased 25% from 4 to 3. Their representation in the grade 13 attorney workforce decreased from 16% to 13%, which is above their representation of 9.4% of the FTC's attorney workforce at the end of FY 2018. Asian American women's representation in the grade 13 attorney workforce decreased from 12% to 8.7%, which is above their representation of 6.2% of the FTC's attorney workforce at the end of

FY 2018. Asian American men's representation slightly increased from 4% to 4.3%, which is above their representation of 3.1% of the FTC's attorney workforce at the end of FY 2018.

Native Hawaiians or Other Pacific Islanders were not represented in the grade 13 attorney workforce at the end of FY 2018.

American Indians or Alaskan Natives were not represented in the grade 13 attorney workforce at the end of FY 2018.

Persons of two or more races were not represented in the grade 13 attorney workforce at the end of FY 2018.

Americans with targeted disabilities were not represented in the grade 13 attorney workforce at the end of FY 2018.

OFFICIALS AND MANAGERS

Management level employees accounted for 36.6% of the FTC's permanent workforce. The number of management employees decreased from 394 to 377. (See Table A3). There are four occupational categories in the management workforce: Executive/Senior Level (ESL), (GS-15 and above); Mid-Level Grades (MLG), (Grades 13-14); First-Level (Grades 12 and below); and Other Management Officials.²

² EEOC's occupational categories for other management officials (Nonsupervisory Employees) include the following Office of Personnel Management occupations and series: Security Administration (0080), Equal Employment Opportunity (0260), Miscellaneous Administration & Program (0301), Administrative Officer (0341), Support Services Administration (0342), Management Program Analysis (0343), Financial Administration & Program (0501), Financial Management (0505), Budget Analysis (0560), Economists (0110), Attorney (0905), General Business & Industry (1101), Contracting (1102), Financial Analysis (1160), Building Management (1176), Facility Operations (1640), Printing Management (1654), and General Inspection, Investigation & Compliance (1801).

The Executive/Senior Level managers and officials include employees in pay plans GS/GM Grade 15, SES, EX, and AJ with supervisory codes 2, 4, and 5. The Other Management Officials occupational category includes employees in selected series with supervisory codes 7 and 8. The following statistical snapshot shows the percent of representation in the Executive/Senior level.

**Percent of Executive/Senior level (GS-15 and above) Workforce
by Race/Ethnicity and Gender**

	Hispanic American		White American		Black/ African American		Asian American		Native Hawaiian or Other Pacific Islander		American Indian or Alaskan Native		Two or more races	
	Men	Women	Men	Women	Men	Women	Men	Women	Men	Women	Men	Women	Men	Women
% of ESL 2017	1.8	1.8	49.7	32.8	1.8	5.9	0.6	5.3	0.6	0.0	0.0	0.0	0.0	0.0
% of FTC 2017	1.7	2.4	39.2	29.4	6.2	12.1	3.1	5.0	0.2	0.1	0.2	0.3	0.1	0.1
% of ESL 2018	1.8	2.4	48.5	32.5	3.6	4.1	1.2	5.3	0.6	0.0	0.0	0.0	0.0	0.0
% of FTC 2018	1.6	2.4	39.5	29.0	6.9	11.3	3.4	5.0	0.2	0.1	0.1	0.1	0.1	0.4

This snapshot of Executive/Senior Level positions reflects that all groups were represented in the ESL workforce except Native Hawaiian or Other Pacific Islander women, American Indian or Alaskan Native men and women, and men and women of two or more races at the end of FY 2018. The percentage of Hispanic men, White men and women, Asian women, and Native Hawaiian or Other Pacific Islander men in the ESL workforce were higher than their percentage of the FTC workforce. Black men and women and Asian men in the ESL workforce were lower than their percentage of the FTC workforce. Hispanic women in the ESL workforce equaled their representation in the FTC workforce at the end of FY 2018.

In FY 2017, all groups were represented in the ESL workforce except Native Hawaiian or Other Pacific Islander women, American Indian or Alaskan Native men and women, and men and women of two or more races. Hispanic women, Black men and women, and Asian men in the ESL workforce were lower than their percentage of the FTC workforce. The percentage of Hispanic men, White men and women, Asian women, and Native Hawaiian or Other Pacific Islander men in the ESL workforce were higher than their percentage of the FTC workforce.

**Percent of Mid-Level Grades 13-14 Officials and Managers
by Race/Ethnicity and Gender**

	Hispanic American		White American		Black/ African American		Asian American		Native Hawaiian or Other Pacific Islander		American Indian or Alaskan Native		Two or more races	
	Men	Women	Men	Women	Men	Women	Men	Women	Men	Women	Men	Women	Men	Women
% MLG 2017	5.3	0.0	36.8	21.1	5.3	15.8	5.3	5.3	0.0	5.3	0.0	5.3	0.0	0.0
% of FTC 2017	1.7	2.4	39.2	29.4	6.2	12.1	3.1	5.0	0.2	0.1	0.2	0.3	0.1	0.1
% MLG 2018	0.0	0.0	36.4	18.2	9.1	18.2	0.0	9.1	0.0	9.1	0.0	0.0	0.0	0.0
% of FTC 2018	1.6	2.4	39.5	29.0	6.9	11.3	3.4	5.0	0.2	0.1	0.1	0.1	0.1	0.4

Total employees in the MLG workforce, at the end of FY 2017, was 19 compared to 11, at the end of FY 2018. Black men and women, Asian women, and Native Hawaiian or Pacific Islander women in the MLG workforce were higher than their percentage of the FTC workforce at the end of FY 2018. White men and women in the MLG workforce had a lower representation than their percentage of the FTC workforce. Hispanic men and women, Asian men, Native Hawaiian or Other Pacific Islander men, American Indian or Alaskan Native men and women, and men and women of two or more races were not represented in the MLG positions in FY 2018.

In FY 2017, Hispanic men, Black women, Asian men and women, Native Hawaiian or Pacific Islander women, and American Indian or Alaskan Native women in the MLG workforce were higher than their percentage of the FTC workforce. White men and women and Black men in the MLG workforce had a lower representation than their percentage of the FTC workforce. Hispanic women, Native Hawaiian or Other Pacific Islander men, American Indian or Alaskan Native men, and men and women of two or more races were not represented in the MLG positions in FY 2017.

PROFESSIONAL WORKFORCE

Professional employees accounted for 637 or 59.8% of the FTC's workforce at the end of FY 2017, compared to 628 or 60.9% at the end of FY 2018. The chart below shows the percent of representation of the FTC's permanent, professional workforce at the end of FY 2017 and FY 2018.

Percent of Professional Employees by Race/Ethnicity and Gender Groups

	Hispanic American		White American		Black/ African American		Asian American		Native Hawaiian or Other Pacific Islander		American Indian or Alaskan Native		Two or more races	
	Men	Women	Men	Women	Men	Women	Men	Women	Men	Women	Men	Women	Men	Women
% of Professional 2017	1.4	2.2	44.9	32.2	4.2	4.6	4.1	5.8	0.2	0.0	0.2	0.3	0.0	0.0
% of FTC 2017	1.7	2.4	39.2	29.4	6.2	12.1	3.1	5.0	0.2	0.1	0.2	0.3	0.1	0.1
% of Professional 2018	1.4	1.8	45.1	31.7	3.7	5.1	4.9	5.7	0.2	0.0	0.2	0.2	0.0	0.2
% of FTC 2018	1.6	2.4	39.5	29.0	6.9	11.3	3.4	5.0	0.2	0.1	0.1	0.1	0.1	0.4

In FY 2018, all groups were represented in the professional workforce except Native Hawaiian or Other Pacific Islander women and men of two or more races. White men and women, Asian men and women, and American Indian/Alaskan Native men and women in the professional workforce exceeded their representation in the FTC workforce. Hispanic men and women, Black men and women, and women of two or more races in the professional workforce had a lower representation than their percentage of the FTC workforce at the end of FY 2018.

In FY 2017, all groups were represented in the professional workforce except Native Hawaiian or Other Pacific Islander women and men and women of two or more races. White men and women, and Asian men and women in the professional workforce exceeded their representation in the FTC workforce. Hispanic men and women, and Black men and women in the professional workforce had a lower representation than their percentage of the FTC workforce at the end of FY 2017. Native Hawaiian or Other Pacific Islander men and American Indian/Alaskan Native men and women in the professional workforce equaled their representation in the FTC workforce at the end of FY 2017.

Administrative Support Workforce

Administrative support employees accounted for 33 or 3.1% of the FTC's workforce at the end of FY 2017, compared to 24 or 2.3% at the end of FY 2018. The chart below shows the percent of representation of the FTC's permanent administrative support workforce at the end of FY 2017 and FY 2018.

Percent of Administrative Support Workforce by Race/Ethnicity and Gender Groups

	Hispanic American		White American		Black/ African American		Asian American		Native Hawaiian or Other Pacific Islander		American Indian or Alaskan Native		Two or more races	
	Men	Women	Men	Women	Men	Women	Men	Women	Men	Women	Men	Women	Men	Women
% of ASP 2017	0.0	15.2	0.0	9.1	12.1	54.6	0.0	3.0	0.0	0.0	0.0	3.0	0.0	3.0
% of FTC 2017	1.7	2.4	39.2	29.4	6.2	12.1	3.1	5.0	0.2	0.1	0.2	0.3	0.1	0.1
% of ASP 2018	0.0	20.8	4.2	8.3	12.5	50.0	0.0	4.2	0.0	0.0	0.0	0.0	0.0	0.0
% of FTC 2018	1.6	2.4	39.5	29.0	6.9	11.3	3.4	5.0	0.2	0.1	0.1	0.1	0.1	0.4

At the end of FY 2018, all groups were represented in the administrative support workforce except Hispanic men, Asian men, Native Hawaiian or Other Pacific Islander men and women, American Indian or Alaskan Native men and women, and men and women of two or more races. Hispanic women and Black men and women in the administrative support workforce exceeded their percentage of the FTC workforce at the end of FY 2018. White men and women and Asian women in the administrative support workforce had a lower representation than their percentage of the FTC workforce at the end of FY 2018.

At the end of FY 2017, all groups were represented in the administrative support workforce except Hispanic men, White men, Asian men, Native Hawaiian or Other Pacific Islander men and women, American Indian or Alaskan Native men, and men of two or more races. Hispanic women, Black men and women, American Indian or Alaskan Native women, and women of two or more races in the administrative support workforce exceeded their percentage of the FTC workforce at the end of FY 2017. White women and Asian women in the administrative support workforce had a lower representation than their percentage of the FTC workforce at the end of FY 2017.

APPLICANTS
Fiscal Year 2018 Applicant Flow Data Summary

		Hispanic American		White American		Black/ African American		Asian American		Native Hawaiian or Other Pacific Islander		American Indian or Alaskan Native		Two or more races	
		Men	Women	Men	Women	Men	Women	Men	Women	Men	Women	Men	Women	Men	Women
Attorney Series 0905															
Voluntarily Identified	%	6.7	3.8	37.3	19.5	8.8	10.8	5.6	6.0	0.7	0.7	0.3	0.6	0.3	0.2
Qualified of those Identified	%	6.1	3.2	38.9	19.4	8.7	10.3	6.0	5.9	0.9	0.0	0.3	0.6	0.4	0.2
Selected of those Identified	%	13.6	0.0	36.4	9.1	0.0	4.6	9.1	27.2	0.0	0.0	0.0	0.0	0.0	0.0
RCLF	%	2.5	1.8	60.3	26.4	2.1	2.6	1.8	1.7	0.02	0.01	0.1	0.1	0.2	0.2

Applicant flow data was collected by the FTC through Monster Government Solutions. The data is limited to the applicants who responded to the voluntary electronic survey. The FTC received 5401 attorney applications for all vacancies that closed in FY 2018. Monster Government Solutions captured separately, responses based on race, ethnicity, and gender. Therefore, the data does not reflect how many individuals of a particular race, ethnicity, or gender applied for a position. The race, ethnicity, or gender of an individual selected for a position may not be reflected, if the individual did not respond to the voluntary electronic survey. The applicant flow data show that 74.1% of all attorney applicants responded to the RNO form. Approximately, 10.5% self-identified as Hispanic or Latino, 56.8% self-identified as White, 19.6% self-identified as Black, 11.6% self-identified as Asian, 1.4% self-identified as Native Hawaiian or Other Pacific Islander, 0.9% self-identified as American Indian or Alaskan Native, and 0.5% self-identified as two or more races. (See Table A7).

NEW HIRES
Percent of New Hires by Race/Ethnicity and Gender Groups

	Hispanic American		White American		Black/ African American		Asian American		Native Hawaiian or Other Pacific Islander		American Indian or Alaskan Native		Two or more races	
	Men	Women	Men	Women	Men	Women	Men	Women	Men	Women	Men	Women	Men	Women
FY 2017	0.0	3.1	32.3	23.1	9.2	20.0	6.2	6.2	0.0	0.0	2.5	0.0	0.0	0.0
FY 2018	0.0	1.6	40.3	25.8	12.9	8.1	4.8	4.8	0.0	0.0	0.0	0.0	0.0	1.6
CLF 2010	5.2	4.8	38.3	34.0	5.5	6.5	2.0	1.9	0.1	0.1	0.6	0.5	0.3	0.3

In FY 2018, total permanent new hires remained constant at 62. (See Table A8). This snapshot shows that White men, Black men and women, Asian men and women, and women of two or more races American Indian or Alaskan Native men were hired at a percentage higher than their availability in the CLF. Hispanic women and White women were hired at a rate lower than their availability in the CLF at the end of FY 2018. No new hires were identified as Hispanic men, Native Hawaiian or Other Pacific Islander men and women, American Indian or Alaskan Native men and women, and men of two or more races at the end of FY 2018.

Total permanent new hires at the end of FY 2016 was 70 compared to 62 at the end of FY 2017. Black men and women, Asian men and women, and American Indian or Alaskan Native men were hired at a percentage higher than their availability in the CLF. Hispanic women and White men and women were hired at a rate lower than their availability in the CLF at the end of FY 2017. No new hires were identified as Hispanic men, Native Hawaiian or Other Pacific Islander men and women, American Indian or Alaskan Native women, and men and women of two or more races at the end of FY 2017.

Percent of Attorney New Hires by Race/Ethnicity and Gender Group

	Hispanic American		White American		Black/ African American		Asian American		Native Hawaiian or Other Pacific Islander		American Indian or Alaskan Native		Two or more races	
	Men	Women	Men	Women	Men	Women	Men	Women	Men	Women	Men	Women	Men	Women
FY 2017	0.0	0.0	35.5	25.8	9.7	16.1	6.5	6.5	0.0	0.0	0.0	0.0	0.0	0.0
FY 2018	3.1	0.0	46.9	34.4	3.1	3.1	3.1	6.3	0.0	0.0	0.0	0.0	0.0	0.0
RCLF	2.5	1.8	60.3	26.4	2.1	2.6	1.8	1.7	0.02	0.01	0.1	0.1	0.2	0.2

Of total new hires, 32 or 51.6% were attorneys. (See Table A8). Hispanic men, White women, Black men and women, and Asian men and women were hired at a percentage higher than their percent of the RCLF in FY 2018. White men were hired at a percentage lower than their percent of the RCLF in FY 2018. Hispanic women, Native Hawaiian or Other Pacific Islander men and women, American Indian or Alaskan Native men and women, and men and women of two or more races were not represented in the newly hired attorney pool in FY 2018.

**Percent of Permanent New Hires into Grade 13-15 by
Race/Ethnicity and Gender Groups**

	Hispanic American		White American		Black/ African American		Asian American		Native Hawaiian or Other Pacific Islander		American Indian or Alaskan Native		Two or more races	
	Men	Women	Men	Women	Men	Women	Men	Women	Men	Women	Men	Women	Men	Women
Grade 13														
% of New Hires FY 2017	0.0	0.0	23.1	15.4	7.7	38.5	0.0	15.4	0.0	0.0	0.0	0.0	0.0	0.0
% of New Hires FY 2018	0.0	0.0	28.6	42.9	14.3	14.3	0.0	0.0	0.0	0.0	0.0	0.0	0.0	0.0
Grade 14														
% of New Hires FY 2017	0.0	5.3	31.6	15.8	15.8	15.8	15.8	0.0	0.0	0.0	0.0	0.0	0.0	0.0
% of New Hires FY 2018	0.0	0.0	35.7	14.3	14.3	14.3	7.1	14.3	0.0	0.0	0.0	0.0	0.0	0.0
Grade 15														
% of New Hires FY 2017	0.0	0.0	50.0	25.0	12.5	0.0	0.0	12.5	0.0	0.0	0.0	0.0	0.0	0.0
% of New Hires FY 2018	0.0	0.0	36.8	47.4	15.8	0.0	0.0	0.0	0.0	0.0	0.0	0.0	0.0	0.0
CLF	5.2	4.8	38.3	34.0	5.5	6.5	2.0	1.9	0.1	0.1	0.6	0.5	0.3	0.3

In FY 2018, there were 40 new hires at the 13-15 grade levels. White men accounted for 35%, White women accounted for 35%, Black men accounted for 15%, Black women accounted for 7.5%, Asian men accounted for 2.5%, and Asian women accounted for 5% of new hires at the 13-15 grade levels. Hispanic men and women, Native Hawaiian or Other Pacific Islander men and women, American Indian or Alaskan Native men and women, and men and women of two or more races were not represented in the new hires at the 13-15 grade levels in FY 2018.

Table A-11 includes the FTC's internal selections for senior-level positions (GS 13-15 and SES) for FY 2018.

SEPARATIONS

The separation snapshot below reflects the total permanent workforce. The separations are divided between voluntary and involuntary separations. The benchmark used to evaluate progress is the permanent FTC workforce.

Percent of Separations by Race/Ethnicity and Gender Groups

	Hispanic American		White American		Black/ African American		Asian American		Native Hawaiian or Other Pacific Islander		American Indian or Alaskan Native		Two or more races	
	Men	Women	Men	Women	Men	Women	Men	Women	Men	Women	Men	Women	Men	Women
Voluntary														
% of Separations 2017	2.7	2.7	36.0	28.0	4.0	14.7	6.7	4.0	0.0	0.0	0.0	1.3	0.0	0.0
% of FTC 2017	1.7	2.4	39.2	29.4	6.2	12.1	3.1	5.0	0.2	0.09	0.2	0.3	0.1	0.1
% of Separations 2018	0.9	2.7	36.4	30.0	4.6	16.4	3.6	3.6	0.0	0.0	0.9	0.9	0.0	0.0
% of FTC 2018	1.6	2.4	39.5	29.0	6.9	11.3	3.4	5.0	0.2	0.1	0.1	0.1	0.1	0.4
Involuntary														
% of Separations 2017	0.0	0.0	0.0	100.0	0.0	0.0	0.0	0.0	0.0	0.0	0.0	0.0	0.0	0.0
% of FTC 2017	1.7	2.4	39.2	29.4	6.2	12.1	3.1	5.0	0.2	0.1	0.2	0.3	0.1	0.1
% of Separations 2018	0.0	0.0	0.0	0.0	0.0	0.0	0.0	0.0	0.0	0.0	0.0	0.0	0.0	0.0
% of FTC 2018	1.6	2.4	39.5	29.0	6.9	11.3	3.4	5.0	0.2	0.1	0.1	0.1	0.1	0.4

In FY 2018, the number of voluntary separations totaled 110. (See Table A14). Hispanic women, White women, Black women, Asian men, and American Indian or Alaskan Native men and women separated at a percentage higher than their representation in the FTC workforce. Hispanic men, White men, Black men, and Asian women separated at a percentage lower than their representation in the FTC workforce. Native Hawaiian or Other Pacific Islander men and women and men and women of two or more races were not represented in the voluntary separations at the end of FY 2018.

In FY 2017, the number of voluntary separations totaled 75. (See Table A14). Hispanic men and women, Black women, Asian men, and American Indian or Alaskan Native women separated at

a percentage higher than their representation in the FTC workforce. White men and women, Black men, and Asian women separated at a percentage lower than their representation in the FTC workforce. Native Hawaiian or Other Pacific Islander men and women, American Indian/Alaskan Native men, and men and women of two or more races were not represented in the voluntary separations at the end of FY 2017.

PROMOTIONS, TRAINING OPPORTUNITIES, AND PERFORMANCE INCENTIVES

The tables below reflect promotion data, training opportunities, and performance incentives. The benchmark used to evaluate the distribution and progress is the total permanent workforce. An additional benchmark comparison is the “feeder grades,” or those grades that typically feed into the promoted positions.

FY 2017														
	Hispanic American		White American		Black/ African American		Asian American		Native Hawaiian or Other Pacific Islander		American Indian or Alaskan Native		Two or more races	
	Men	Women	Men	Women	Men	Women	Men	Women	Men	Women	Men	Women	Men	Women
Employees Eligible for Promotion	0.0	2.3	29.9	32.2	6.9	14.9	6.9	5.8	0.0	0.0	0.0	1.2	0.0	0.0
Time-in-grade in excess of minimum														
1-12 months	2.4	4.8	47.6	26.2	4.8	9.5	4.8	0.0	0.0	0.0	0.0	0.0	0.0	0.0
13-24 months	0.0	0.0	43.8	18.8	12.5	12.5	6.3	6.3	0.0	0.0	0.0	0.0	0.0	0.0
25+ months	2.2	4.4	26.7	35.6	8.9	13.3	2.2	6.7	0.0	0.0	0.0	0.0	0.0	0.0
FY 2018														
	Hispanic American		White American		Black/ African American		Asian American		Native Hawaiian or Other Pacific Islander		American Indian or Alaskan Native		Two or more races	
	Men	Women	Men	Women	Men	Women	Men	Women	Men	Women	Men	Women	Men	Women
Employees Eligible for Promotion	1.2	1.7	35.5	29.1	7.6	12.8	5.2	5.2	0.0	0.0	0.0	0.0	0.6	1.2
Time-in-grade in excess of minimum														
1-12 months	0.0	2.9	34.3	28.6	2.9	22.9	2.9	5.7	0.0	0.0	0.0	0.0	0.0	0.0
13-24 months	0.0	0.0	35.7	42.9	0.0	14.3	7.1	0.0	0.0	0.0	0.0	0.0	0.0	0.0
25+ months	2.8	2.8	33.3	27.8	11.1	11.1	2.8	5.6	0.0	0.0	0.0	0.0	0.0	2.8

The career ladder, time-in-grade, snapshot shows the number of FTC employees who were eligible for promotion at the end of FY 2017 and FY 2018 and the time-in-grade in excess of the minimum. (See Table A10). No meaningful conclusion can be drawn from this data comparing eligible candidates for promotion in all FTC job series. In addition, other factors such as the time spent in grade at other agencies and performance evaluations affect promotions.

Percent of Promotions by Race/Ethnicity and Gender Groups

	Hispanic American		White American		Black/African American		Asian American		Native Hawaiian or Other Pacific Islander		American Indian or Alaskan Native		Two or more races	
	Men	Women	Men	Women	Men	Women	Men	Women	Men	Women	Men	Women	Men	Women
Promotions FY 2017	1	1	45	29	8	20	6	9	0	0	0	1	0	0
%	0.8	0.8	37.5	24.2	6.7	16.7	5.0	7.5	0.0	0.0	0.0	0.8	0.0	0.0
% of FTC 2017	1.7	2.4	39.2	29.4	6.2	12.1	3.1	5.0	0.2	0.1	0.2	0.3	0.1	0.1
Promotions FY 2018	0	3	48	43	14	25	6	5	0	0	0	0	0	0
%	0.0	2.1	33.3	29.9	9.7	17.4	4.2	3.5	0.0	0.0	0.0	0.0	0.0	0.0
% of FTC 2018	1.6	2.4	39.5	29.0	6.9	11.3	3.4	5.0	0.2	0.1	0.1	0.1	0.1	0.4

In FY 2018, all groups, except Hispanic American men, Native Hawaiian or Other Pacific Islander men and women, American Indian or Alaskan Native men and women, and men and women of two or more races received promotions. White women, Black men and women, and Asian men received promotions at a rate that exceeded their percent of representation in the FTC workforce at the end of FY 2018.

In FY 2017, all groups, except Native Hawaiian or Other Pacific Islander men and women, American Indian or Alaskan Native men, and men and women of two or more races received promotions. Black men and women, Asian men and women, and American Indian or Alaskan Native women received promotions at a rate that exceeded their percent of representation in the FTC workforce at the end of FY 2017.

Average Grade by Race/Ethnicity and Gender Groups

Fiscal Year	All Employees	Hispanic American		White American		Black/ African American		Asian American		Native Hawaiian or Other Pacific Islander		American Indian or Alaskan Native		Two or more races	
		Men	Women	Men	Women	Men	Women	Men	Women	Men	Women	Men	Women	Men	Women
All GS Employees															
2014	13.6	13.8	12.7	14.1	15.9	12.4	11.5	14.3	13.1	13.8	12.0	11.0	14.0	0.0	9.0
2015	13.7	13.7	13.0	14.2	14.1	12.5	11.0	13.9	14.0	15.0	12.7	12.5	12.0	0.0	9.5
2016	13.8	13.9	12.8	14.3	14.2	12.5	11.9	14.1	14.1	15.0	14.0	13.0	12.0	12.0	9.0
2017	13.9	14.2	13.1	14.4	14.2	12.8	12.1	14.1	14.1	15.0	14.0	13.0	11.7	13.0	9.0
2018	14.0	14.3	12.9	14.4	14.3	12.7	12.3	14.0	14.0	15.0	14.0	12.0	15.0	13.0	11.8

In FY 2018, the number of permanent General Schedule employees was 1031. The largest percentage of the FTC workforce is concentrated in grades 13-15. All EEO groups have the largest percentages of their workforces in this grouping except American Indian or Alaskan Native men and women of two or more races. Of the permanent employees, 15 (1.5%) were in grades 4-8, 148 (14.4%) were in grades 9-12, and 829 (80.4%) were in grades 13-15 at the end of FY 2018. At the end of FY 2018, the average grade of Hispanic women, Black men and women, American Indian or Alaskan Native men, and men and women of two or more races was below the overall average grade of permanent FTC employees.

Percent of Awards by Race/Ethnicity and Gender Groups

	Hispanic American		White American		Black/ African American		Asian American		Native Hawaiian or Other Pacific Islander		American Indian or Alaskan Native		Two or more races	
	Men	Women	Men	Women	Men	Women	Men	Women	Men	Women	Men	Women	Men	Women
FY 2017														
Time-Off 1-9 hrs.	1.1	2.7	34.9	31.9	7.6	12.6	3.8	3.8	0.8	0.0	0.4	0.0	0.0	0.4
Time-Off 9+ hrs.	0.9	5.1	33.2	31.8	6.9	11.1	2.8	6.5	0.0	0.0	0.0	0.5	0.5	0.9
% Cash \$500 & Under	1.2	2.3	39.7	29.4	6.2	11.1	3.5	5.0	0.7	0.0	0.1	0.3	0.1	0.4
% Cash \$501+	1.5	1.8	39.1	31.7	5.2	11.6	3.0	5.1	0.1	0.1	0.2	0.3	0.1	0.1
% of FTC	1.7	2.4	39.2	29.4	6.2	12.1	3.1	5.0	0.2	0.1	0.2	0.3	0.1	0.1
FY 2018														
Time-Off 1-9 hrs.	2.7	3.0	31.8	31.4	7.6	11.7	5.7	4.6	0.4	0.0	0.8	0.0	0.0	0.4
Time-Off 9+ hrs.	0.9	2.8	35.8	34.9	4.6	13.3	2.3	5.1	0.0	0.0	0.0	0.0	0.0	0.5
% Cash \$500 & Under	1.0	2.2	34.2	28.3	8.0	16.6	4.3	4.3	0.3	0.0	0.2	0.3	0.0	0.3
% Cash \$501+	1.7	2.0	41.4	29.6	5.3	11.9	2.7	4.7	0.2	0.1	0.1	0.1	0.1	0.1
% of FTC	1.6	2.4	39.5	29.0	6.9	11.3	3.4	5.0	0.2	0.1	0.1	0.1	0.1	0.4

RECOGNITION AND AWARDS

Time-Off Awards

In FY 2018, 482 employees received time-off awards. A total of 6,388 hours was awarded. (See Table A13).

Time-Off Awards Between 1-9 Hours

In FY 2018, 264 time-off awards were awarded to employees in this category. The total number of hours awarded in FY 2018 was 1,863. The average number of hours awarded for men and

women was 7 hours. (See Table A13). The participation rate for Hispanic employees was 5.7%, White employees was 63.2%, Black employees was 19.3%, Asian employees was 10.3%, Native Hawaiian or Other Pacific Islander men was 0.4%, American Indian or Alaskan Native men was 0.8%, and women of two or more races was 0.4%. Native Hawaiian or Other Pacific Islander women, American Indian or Alaskan Native women, and men of two or more races were not represented in the 1-9 hour time-off awards.

Time-Off Awards Over 9 Hours

During FY 2018, 218 time-off awards were awarded to employees in this category. The total number of hours awarded was 4,525. The average number of hours awarded for men and women was 21 hours. The participation rate for Hispanic employees was 3.7%, White employees was 70.7%, Black employees was 17.9%, Asian employees was 7.4%, and women of two or more races was 0.5%. Native Hawaiian or Other Pacific Islander men and women, American Indian or Alaskan Native men and women, and men of two or more races were not represented in the over 9 hours time-off awards.

Cash Awards

There were 1,539 cash awards given in FY 2018. The total amount of cash awards given in FY 2018 was \$2,669,716.00.

Cash Awards (\$500 and Under)

There were 628 cash awards given in FY 2018 that totaled \$92,329.00. The average award was \$147.00. Award averages for women ranged from \$22.00 (Hispanic American women) to \$185.00 (Black American women). Award averages for men ranged from \$125.00 (American Indian or Alaskan Native men) to \$500.00 (Native Hawaiian or Other Pacific Islander men). On average, men and women received a \$147.00 cash award in this category.

Cash Awards (\$501 and Over)

There were 911 cash awards \$1,400.00 given in FY 2018 that totaled \$2,577,387.00. The average award was \$2,829.00. Award averages for women ranged from \$2,000.00 (American Indian or Alaskan Native women) to \$4,000.00 (Native Hawaiian or Other Pacific Islander women). Award averages for men ranged from \$1,422.00 (men of two or more races) to \$3,414.00 (White American men). On average, men received \$3,109.00, which was \$577.00 more than women received.

Quality Step Increases

A quality step increase (QSI) is intended to recognize outstanding FTC employees by providing rapid advancement within an employee's grade of pay, and to provide an incentive for remaining in a position. Out of 324 QSIs awarded for "outstanding" performance during FY 2018,

Hispanics received 15 (4.6%), Whites received 211 (65.1%), Blacks received 63 (19.4%), Asians received 31 (9.5%), American Indian or Alaskan Natives received 2 (0.6%), and women of two or more races received 2 (0.6%). (*See* Table A13). Native Hawaiian or Other Pacific Islanders men and women, and men of two or more races were not represented in this category.

EEOC FORM
715-01
PART F

U.S. Equal Employment Opportunity Commission
FEDERAL AGENCY ANNUAL
EEO PROGRAM STATUS REPORT

CERTIFICATION of ESTABLISHMENT of CONTINUING
EQUAL EMPLOYMENT OPPORTUNITY PROGRAMS

I, Kevin D. Williams, Director, Office of EEO and Workplace Inclusion am the
GS-0905-15-10

(Insert name above)

(Insert official
title/series/grade above)

Principal EEO Director/Official for United States Federal Trade Commission

(Insert Agency/Component Name above)

The agency has conducted an annual self-assessment of Section 717 and Section 501 programs against the essential elements as prescribed by EEO MD-715. If an essential element was not fully compliant with the standards of EEO MD-715, a further evaluation was conducted and, as appropriate, EEO Plans for Attaining the Essential Elements of a Model EEO Program, are included with this Federal Agency Annual EEO Program Status Report.

The agency has also analyzed its work force profiles and conducted barrier analyses aimed at detecting whether any management or personnel policy, procedure or practice is operating to disadvantage any group based on race, national origin, gender or disability. EEO Plans to Eliminate Identified Barriers, as appropriate, are included with this Federal Agency Annual EEO Program Status Report.


I certify that proper documentation of this assessment is in place and is being maintained for EEOC review upon request.



Signature of Principal EEO Director/Official

Date

Certifies that this Federal Agency Annual EEO Program Status Report is in compliance with EEO MD-715.



Signature of Agency Head or Agency Head Designee

9/16/2019



Date

Federal Trade Commission

For period covering October 1, 2017 to September 30, 2018

Agency Self-Assessment Checklist



Essential Element: A Demonstrated Commitment From agency Leadership

 Compliance Indicator		Measure Has Been Met			For all unmet measures, provide a brief explanation in the space below or complete and attach an EEOC FORM 715-01 PART H to the agency's status report
 Measures		Yes	No	N/A	
A.1.a. Does the agency annually issue a signed and dated EEO policy statement on agency letterhead that clearly communicates the agency's commitment to EEO for all employees and applicants? If "Yes", please provide the annual issuance date in the comments column. [see MD-715, II(A)]		X			The FTC Chairman issues the EEO policy statement on an annual basis. 1/12/2018
A.1.b. Does the EEO policy statement address all protected bases (age, color, disability, sex (including pregnancy, sexual orientation and gender identity), genetic information, national origin, race, religion, and reprisal) contained in the laws EEOC enforces? [see 29 CFR § 1614.101(a)] If the EEO policy statement covers any additional bases (e.g., marital status, veteran status and political affiliation), please list them in the comments column.		X			

Federal Trade Commission

For period covering October 1, 2017 to September 30, 2018

Agency Self-Assessment Checklist

 Compliance Indicator		Measure Has Been Met			
 Measures		Yes	No	N/A	For all unmet measures, provide a brief explanation in the space below or complete and attach an EEOC FORM 715-01 PART H to the agency's status report
A.2.a. Does the agency disseminate the following policies and procedures to all employees:					
A.2.a.1. Anti-harassment policy? [see MD 715, II(A)]		X			
A.2.a.2. Reasonable accommodation procedures? [see 29 CFR § 1614.203(d)(3)]		X			
A.2.b. Does the agency prominently post the following information throughout the workplace and on its public website:					
A.2.b.1. The business contact information for its EEO Counselors, EEO Officers, Special Emphasis Program Managers, and EEO Director? [see 29 C.F.R. § 1614.102(b)(7)]		X			
A.2.b.2. Written materials concerning the EEO program, laws, policy statements, and the operation of the EEO complaint process? [see 29 CFR § 1614.102(b)(5)]		X			
A.2.b.3. Reasonable accommodation procedures? [see 29 CFR § 1614.203(d)(3)(i)] If so, please provide the internet address in the comments column.		X			The reasonable accommodation procedures are located on the FTC intranet site: FTC Administrative Manual, Chapter 3, Section 300, and the Office of EEO and Workplace Inclusion intranet homepage. The procedures are also located at the FTC's internet page at https://www.ftc.gov/about-ftc/bureaus-offices/office-equal-employment-opportunity-workplace-inclusion
A.2.c. Does the agency inform its employees about the following topics:					

Federal Trade Commission

For period covering October 1, 2017 to September 30, 2018

Agency Self-Assessment Checklist

<p>A.2.c.1. EEO complaint process? [see 29 CFR §§ 1614.102(a)(12) and 1614.102(b)(5)] If "yes", please provide how often and the means by which such training is delivered.</p>	<p>X</p>		<p>The Office of EEO and Workplace Inclusion (Office of EEOWI) trains new employees on the complaint process on a biweekly basis during the new employee orientation. In addition, the Office of EEOWI conducts onsite training to FTC's regional offices on EEO and Diversity and Inclusion on an annual basis and Headquarters offices when requested.</p>
<p>A.2.c.2. ADR process? [see MD-110, Ch. 3(II)(C)] If "yes", please provide how often.</p>	<p>X</p>		<p>The Office of EEOWI provides EEO ADR training to its new employees during orientation. The Office of EEOWI also provides EEO ADR training to FTC employees and managers and supervisors on a yearly basis.</p>
<p>A.2.c.3. Reasonable accommodation program? [see 29 CFR § 1614.203(d)(7)(ii)(C)] If "yes", please provide how often.</p>	<p>X</p>		<p>The FTC's Human Capital Management Office (HCMO) provides training to new FTC employees during orientation on disability awareness/ reasonable accommodations. The FTC's Reasonable Accommodation Program Manager provides yearly training to FTC managers and supervisors and employees.</p>

Federal Trade Commission

For period covering October 1, 2017 to September 30, 2018

Agency Self-Assessment Checklist

A.2.c.4. Anti-harassment program? [see EEOC Enforcement Guidance on Vicarious Employer Liability for Unlawful Harassment by Supervisors (1999), § V.C.1] If "yes", please provide how often.

X

FTC managers and supervisors receive refresher and annual training on the FTC's Anti-harassment Program. All new FTC supervisors also receive the training within six months after their arrival and on an annual basis.

A.2.c.5. Behaviors that are inappropriate in the workplace and could result in disciplinary action? [5 CFR §2635.101(b)] If "yes", please provide how often.



X

The FTC's Employee Relations and Training Office provides training to new FTC employees during orientation on inappropriate conduct in the workplace and prohibited personnel practices.

Federal Trade Commission

For period covering October 1, 2017 to September 30, 2018

Agency Self-Assessment Checklist

 Compliance Indicator	A.3. The agency assesses and ensures EEO principles are part of its culture.	Measure Has Been Met		N/A	For all unmet measures, provide a brief explanation in the space below or complete and attach an EEOC FORM 715-01 PART H to the agency's status report
 Measures		Yes	No		
A.3.a. Does the agency provide recognition to employees, supervisors, managers and units demonstrating superior accomplishment in equal employment opportunity? [see 29 CFR § 1614.102(a)(9)] If “yes”, provide one or two examples in the comments section. .		X			The A. Leon Higginbotham Jr., Award is named for A. Leon Higginbotham Jr., who served as an FTC Commissioner from 1962 to 1964. Commissioner Higginbotham was the first African American appointed as a commissioner on any U.S. regulatory commission. This award recognizes FTC supervisors, an employee, or groups who have made outstanding contributions toward fostering equal employment opportunity.

Federal Trade Commission

For period covering October 1, 2017 to September 30, 2018

Agency Self-Assessment Checklist

A.3.b. Does the agency utilize the Federal Employee Viewpoint Survey or other climate assessment tools to monitor the perception of EEO principles within the workforce? [see 5 CFR Part 250]

X



The FTC uses the FEVS results to improve processes, products, services, and organizational outcomes through the recruitment and retention of a high-performing, diverse workforce. FTC employees' feedback is used to create positive changes. These changes may include formulating and implementing action plans to address organizational areas of improvement and launching new or enhanced programs.

Federal Trade Commission

For period covering October 1, 2017 to September 30, 2018

Agency Self-Assessment Checklist



Essential Element: B Integration of EEO into the agency's Strategic Mission

 Compliance Indicator		Measure Has Been Met			For all unmet measures, provide a brief explanation in the space below or complete and attach an EEOC FORM 715-01 PART H to the agency's status report
 Measures		Yes	No	N/A	
B.1.a. Is the agency head the immediate supervisor of the person ("EEO Director") who has day-to-day control over the EEO office? [see 29 CFR §1614.102(b)(4)]		X			The Director of EEOI reports directly to FTC Chairman, Joseph Simons.
B.1.a.1. If the EEO Director does not report to the agency head, does the EEO Director report to the same agency head designee as the mission-related programmatic offices? If "yes," please provide the title of the agency head designee in the comments.				X	The EEOI Director reports to the FTC Chairman.
B.1.a.2. Does the agency's organizational chart clearly define the reporting structure for the EEO office? [see 29 CFR §1614.102(b)(4)]		X			
B.1.b. Does the EEO Director have a regular and effective means of advising the agency head and other senior management officials of the effectiveness, efficiency and legal compliance of the agency's EEO program? [see 29 CFR §1614.102(c)(1); MD-715 Instructions, Sec. I]		X			
B.1.c. During this reporting period, did the EEO Director present to the head of the agency, and other senior management officials, the "State of the agency" briefing covering the six essential elements of the model EEO program and the status of the barrier analysis process? [see MD-715 Instructions, Sec. I] If "yes", please provide the date of the briefing in the comments column.		X			The Director of EEOI presented the FTC Chairman and the Executive Director the state of the FTC on a monthly basis during FY 2018.
B.1.d. Does the EEO Director regularly participate in senior-level staff meetings concerning personnel, budget, technology, and other workforce issues? [see MD-715, II(B)]		X			

Federal Trade Commission

For period covering October 1, 2017 to September 30, 2018



Agency Self-Assessment Checklist

 Compliance Indicator		Measure Has Been Met		For all unmet measures, provide a brief explanation in the space below or complete and attach an EEOC FORM 715-01 PART H to the agency's status report
		Yes	No	
 Measures	B.2. The EEO Director controls all aspects of the EEO program.			
	B.2.a. Is the EEO Director responsible for the implementation of a continuing affirmative employment program to promote EEO and to identify and eliminate discriminatory policies, procedures, and practices? [see MD-110, Ch. 1(III)(A); 29 CFR §1614.102(c)] If not, identify the office with this authority in the comments column.	X		
	B.2.b. Is the EEO Director responsible for overseeing the completion of EEO counseling? [see 29 CFR §1614.102(c)(4)]	X		
	B.2.c. Is the EEO Director responsible for overseeing the fair and thorough investigation of EEO complaints? [see 29 CFR §1614.102(c)(5)] [This question may not be applicable for certain subordinate level components.]	X		
	B.2.d. Is the EEO Director responsible for overseeing the timely issuance of final agency decisions? [see 29 CFR §1614.102(c)(5)] [This question may not be applicable for certain subordinate level components.]	X		
	B.2.e. Is the EEO Director responsible for ensuring compliance with EEOC orders? [see 29 CFR §§ 1614.102(e); 1614.502]	X		
	B.2.f. Is the EEO Director responsible for periodically evaluating the entire EEO program and providing recommendations for improvement to the agency head? [see 29 CFR §1614.102(c)(2)]	X		
	B.2.g. If the agency has subordinate level components, does the EEO Director provide effective guidance and coordination for the components? [see 29 CFR §§ 1614.102(c)(2); (c)(3)]	X		

Federal Trade Commission

For period covering October 1, 2017 to September 30, 2018

Agency Self-Assessment Checklist

 Compliance Indicator		Measure Has Been Met			For all unmet measures, provide a brief explanation in the space below or complete and attach an EEOC FORM 715-01 PART H to the agency's status report
 Measures		Yes	No	N/A	
B.3.a. Do EEO program officials participate in agency meetings regarding workforce changes that might impact EEO issues, including strategic planning, recruitment strategies, vacancy projections, succession planning, and selections for training/career development opportunities? [see MD-715, II(B)]		X			
B.3.b. Does the agency's current strategic plan reference EEO / diversity and inclusion principles? [see MD-715, II(B)] If "yes", please identify the EEO principles in the strategic plan in the comments column.		X			The FTC's Strategic Plan for FY 2018-2022, Objective 3.2, "Cultivate a high performing, diverse, and engaged workforce" states that the MD-715 is a tool that the FTC uses to ensure that all workers are competing on a fair and level playing field and have the opportunity to achieve their fullest potential. Strategies and goals are located: https://www.ftc.gov/system/files/documents/reports/20 .

Federal Trade Commission

For period covering October 1, 2017 to September 30, 2018

Agency Self-Assessment Checklist

→	Compliance Indicator		Measure Has Been Met			For all unmet measures, provide a brief explanation in the space below or complete and attach an EEOC FORM 715-01 PART H to the agency's status report
↓	Measures		Yes	No	N/A	
		B.4. The agency has sufficient budget and staffing to support the success of its EEO program.				
		B.4.a. Pursuant to 29 CFR §1614.102(a)(1), has the agency allocated sufficient funding and qualified staffing to successfully implement the EEO program, for the following areas:				
		B.4.a.1. to conduct a self-assessment of the agency for possible program deficiencies? [see MD-715, II(D)]	X			
		B.4.a.10. to effectively manage its reasonable accommodation program? [see 29 CFR §1614.203(d)(4)(ii)]	X			
		B.4.a.11. to ensure timely and complete compliance with EEOC orders? [see MD-715, II(E)]	X			
		B.4.a.2. to enable the agency to conduct a thorough barrier analysis of its workforce? [see MD-715, II(B)]	X			
		B.4.a.3. to timely, thoroughly, and fairly process EEO complaints, including EEO counseling, investigations, final agency decisions, and legal sufficiency reviews? [see 29 CFR §§ 1614.102(c)(5); 1614.105(b) – (f); MD-110, Ch. 1(IV)(D) & 5(IV); MD-715, II(E)]	X			
		B.4.a.4. to provide all supervisors and employees with training on the EEO program, including but not limited to retaliation, harassment, religious accommodations, disability accommodations, the EEO complaint process, and ADR? [see MD-715, II(B) and III(C)] If not, please identify the type(s) of training with insufficient funding in the comments column.	X			
		B.4.a.5. to conduct thorough, accurate, and effective field audits of the EEO programs in components and the field offices, if applicable? [see 29 CFR §1614.102(c)(2)]	X			
		B.4.a.6. to publish and distribute EEO materials (e.g. harassment policies, EEO posters, reasonable accommodations procedures)? [see MD-715, II(B)]	X			
		B.4.a.7. to maintain accurate data collection and tracking systems for the following types of data: complaint tracking, workforce demographics, and applicant flow data? [see MD-715, II(E)] If not, please identify the systems with insufficient funding in the comments section.	X			
		B.4.a.8. to effectively administer its special emphasis programs (such as, Federal Women's Program, Hispanic Employment Program, and People with Disabilities Program Manager)? [5 USC § 7201; 38 USC § 4214; 5 CFR § 720.204; 5 CFR § 213.3102(t) and (u); 5 CFR § 315.709]	X			
		B.4.a.9. to effectively manage its anti-harassment program? [see MD-715 Instructions, Sec. I; EEOC Enforcement Guidance on Vicarious Employer Liability for Unlawful Harassment by Supervisors (1999), § V.C. 1]	X			
		B.4.b. Does the EEO office have a budget that is separate from other offices within the agency? [see 29 CFR § 1614.102(a)(1)]	X			
		B.4.c. Are the duties and responsibilities of EEO officials clearly defined? [see MD-110, Ch. 1(III)(A), 2(III), & 6(III)]	X			
		B.4.d. Does the agency ensure that all new counselors and investigators, including contractors and collateral duty employees, receive the required 32 hours of training, pursuant to Ch. 2(II) (A) of MD-110?	X			
		B.4.e. Does the agency ensure that all experienced counselors and investigators, including contractors and collateral duty employees, receive the required 8 hours of annual refresher training, pursuant to Ch. 2(II)(C) of MD-110?	X			

Federal Trade Commission

For period covering October 1, 2017 to September 30, 2018

Agency Self-Assessment Checklist



Compliance Indicator	Measures	Measure Has Been Met			For all unmet measures, provide a brief explanation in the space below or complete and attach an EEOC FORM 715-01 PART H to the agency's status report
		Yes	No	N/A	
	B.5. The agency recruits, hires, develops, and retains supervisors and managers who have effective managerial, communications, and interpersonal skills				
	B.5.a. Pursuant to 29 CFR §1614.102(a)(5), have all managers and supervisors received orientation, training, and advice on their responsibilities under the following areas under the agency EEO program:				
	B.5.a.1. EEO complaint process? [see MD-715(II)(B)]	X			
	B.5.a.2. Reasonable Accommodation Procedures? [see 29 CFR § 1614.102(d)(3)]	X			
	B.5.a.3. Anti-harassment policy? [see MD-715(II)(B)]	X			
	B.5.a.4. Supervisory, managerial, communication and interpersonal skills in order to supervise most effectively in a workplace with diverse employees and avoid disputes arising from ineffective communications? [see MD-715, II(B)]	X			
	B.5.a.5. ADR, with emphasis on the federal government's interest in encouraging mutual resolution of disputes and the benefits associated with utilizing ADR? [see MD-715(II)(E)]	X			
	B.6. The agency involves managers in the implementation of its EEO program.				
	B.6.a. Are senior managers involved in the implementation of Special Emphasis Programs? [see MD-715 Instructions, Sec. I]	X			
	B.6.b. Do senior managers participate in the barrier analysis process? [see MD-715 Instructions, Sec. I]	X			
	B.6.c. When barriers are identified, do senior managers assist in developing agency EEO action plans (Part I, Part J, or the Executive Summary)? [see MD-715 Instructions, Sec. I]	X			
	B.6.d. Do senior managers successfully implement EEO Action Plans and incorporate the EEO Action Plan Objectives into agency strategic plans? [29 CFR §1614.102(a)(5)]	X			

Federal Trade Commission

For period covering October 1, 2017 to September 30, 2018

Agency Self-Assessment Checklist

Essential Element: C Management and Program Accountability

 Compliance Indicator		Measure Has Been Met		N/A	For all unmet measures, provide a brief explanation in the space below or complete and attach an EEOC FORM 715-01 PART H to the agency's status report
		Yes	No		
 Measures	C.1. The agency conducts regular internal audits of its component and field offices.				
	C.1.a. Does the agency regularly assess its component and field offices for possible EEO program deficiencies? [see 29 CFR §1614.102(c)(2)] If "yes", please provide the schedule for conducting audits in the comments section.	X			The FTC does not have components and our regional offices' permanent population is twenty employees or less. Collateral-duty EEO counselors service each of the regional offices.
	C.1.b. Does the agency regularly assess its component and field offices on their efforts to remove barriers from the workplace? [see 29 CFR §1614.102(c)(2)] If "yes", please provide the schedule for conducting audits in the comments section.	X			The FTC does not have components and our regional offices' permanent population is twenty employees or less. The EEO Director conducts a site visit to each regional office on a biannual basis.
	C.1.c. Do the component and field offices make reasonable efforts to comply with the recommendations of the field audit? [see MD-715, II(C)]	X			

Federal Trade Commission

For period covering October 1, 2017 to September 30, 2018

Agency Self-Assessment Checklist

➔	Compliance Indicator	C.2. The agency has established procedures to prevent all forms of EEO discrimination.	Measure Has Been Met			For all unmet measures, provide a brief explanation in the space below or complete and attach an EEOC FORM 715-01 PART H to the agency's status report
➔	Measures		Yes	No	N/A	
	C.2.a. Has the agency established comprehensive anti-harassment policy and procedures that comply with EEOC's enforcement guidance? [see MD-715, II(C); Enforcement Guidance on Vicarious Employer Liability for Unlawful Harassment by Supervisors (Enforcement Guidance), EEOC No. 915.002, § V.C.1 (June 18, 1999)]		X			
	C.2.a.1. Does the anti-harassment policy require corrective action to prevent or eliminate conduct before it rises to the level of unlawful harassment? [see EEOC Enforcement Guidance on Vicarious Employer Liability for Unlawful Harassment by Supervisors (1999), § V.C.1]		X			
	C.2.a.2. Has the agency established a firewall between the Anti-Harassment Coordinator and the EEO Director? [see EEOC Report, Model EEO Program Must Have an Effective Anti-Harassment Program (2006)]		X			
	C.2.a.3. Does the agency have a separate procedure (outside the EEO complaint process) to address harassment allegations? [see Enforcement Guidance on Vicarious Employer Liability for Unlawful Harassment by Supervisors (Enforcement Guidance), EEOC No. 915.002, § V.C.1 (June 18, 1999)]		X			
	C.2.a.4. Does the agency ensure that the EEO office informs the anti-harassment program of all EEO counseling activity alleging harassment? [See Enforcement Guidance, V.C.]		X			
	C.2.a.5. Does the agency conduct a prompt inquiry (beginning within 10 days of notification) of all harassment allegations, including those initially raised in the EEO complaint process? [see Complainant v. Dep't of Veterans Affairs, EEOC Appeal No. 0120123232 (May 21, 2015); Complainant v. Dep't of Defense (Defense Commissary Agency), EEOC Appeal No. 0120130331 (May 29, 2015)] If "no", please provide the percentage of timely-processed inquiries in the comments column.		X			
	C.2.a.6. Do the agency's training materials on its anti-harassment policy include examples of disability-based harassment? [see 29 CFR §1614.203(d)(2)]		X			
	C.2.b. Has the agency established disability reasonable accommodation procedures that comply with EEOC's regulations and guidance? [see 29 CFR §1614.203(d)(3)]		X			
	C.2.b.1. Is there a designated agency official or other mechanism in place to coordinate or assist with processing requests for disability accommodations throughout the agency? [see 29 CFR §1614.203(d)(3)(D)]		X			
	C.2.b.2. Has the agency established a firewall between the Reasonable Accommodation Program Manager and the EEO Director? [see MD-110, Ch. 1(IV)(A)]		X			
	C.2.b.3. Does the agency ensure that job applicants can request and receive reasonable accommodations during the application and placement processes? [see 29 CFR §1614.203(d)(1)(ii)(B)]		X			
	C.2.b.4. Do the reasonable accommodation procedures clearly state that the agency should process the request within a maximum amount of time (e.g., 20 business days), as established by the agency in its affirmative action plan? [see 29 CFR §1614.203(d)(3)(i)(M)]		X			
	C.2.b.5. Does the agency process all initial accommodation requests, excluding ongoing interpretative services, within the time frame set forth in its reasonable accommodation procedures? [see MD-715, II(C)] If "no", please provide the percentage of timely-processed requests, excluding ongoing interpretative services, in the comments column.		X			
	C.2.c. Has the agency established procedures for processing requests for personal assistance services that comply with EEOC's regulations, enforcement guidance, and other applicable executive orders, guidance, and standards? [see 29 CFR §1614.203(d)(6)]		X			

Federal Trade Commission



For period covering October 1, 2017 to September 30, 2018

Agency Self-Assessment Checklist

C.2.c.1. Does the agency post its procedures for processing requests for Personal Assistance Services on its public website? [see 29 CFR §1614.203(d)(5)(v)] If "yes", please provide the internet address in the comments column.

X



The EEOC has not returned the Personal Assistance Services Policy and Procedures that was submitted on December 18, 2017.

 Compliance Indicator		Measure Has Been Met			For all unmet measures, provide a brief explanation in the space below or complete and attach an EEOC FORM 715-01 PART H to the agency's status report
		Yes	No	N/A	
 Measures	C.3. The agency evaluates managers and supervisors on their efforts to ensure equal employment opportunity.				
C.3.a. Pursuant to 29 CFR §1614.102(a)(5), do all managers and supervisors have an element in their performance appraisal that evaluates their commitment to agency EEO policies and principles and their participation in the EEO program?		X			
C.3.b. Does the agency require rating officials to evaluate the performance of managers and supervisors based on the following activities:					
C.3.b.1. Resolve EEO problems/disagreements/conflicts, including the participation in ADR proceedings? [see MD-110, Ch. 3.I]		X			
C.3.b.2. Ensure full cooperation of employees under his/her supervision with EEO officials, such as counselors and investigators? [see 29 CFR §1614.102(b)(6)]		X			
C.3.b.3. Ensure a workplace that is free from all forms of discrimination, including harassment and retaliation? [see MD-715, II(C)]		X			
C.3.b.4. Ensure that subordinate supervisors have effective managerial, communication, and interpersonal skills to supervise in a workplace with diverse employees? [see MD-715 Instructions, Sec. I]		X			
C.3.b.5. Provide religious accommodations when such accommodations do not cause an undue hardship? [see 29 CFR §1614.102(a)(7)]		X			
C.3.b.6. Provide disability accommodations when such accommodations do not cause an undue hardship? [see 29 CFR §1614.102(a)(8)]		X			
C.3.b.7. Support the EEO program in identifying and removing barriers to equal opportunity?. [see MD-715, II(C)]		X			
C.3.b.8. Support the anti-harassment program in investigating and correcting harassing conduct?. [see Enforcement Guidance, V.C.2]		X			
C.3.b.9. Comply with settlement agreements and orders issued by the agency, EEOC, and EEO-related cases from the Merit Systems Protection Board, labor arbitrators, and the Federal Labor Relations Authority? [see MD-715, II(C)]		X			
C.3.c. Does the EEO Director recommend to the agency head improvements or corrections, including remedial or disciplinary actions, for managers and supervisors who have failed in their EEO responsibilities? [see 29 CFR §1614.102(c)(2)]		X			
C.3.d. When the EEO Director recommends remedial or disciplinary actions, are the recommendations regularly implemented by the agency? [see 29 CFR §1614.102(c)(2)]		X			

Federal Trade Commission

For period covering October 1, 2017 to September 30, 2018



Agency Self-Assessment Checklist

 Compliance Indicator		Measure Has Been Met			
 Measures		Yes	No	N/A	For all unmet measures, provide a brief explanation in the space below or complete and attach an EEOC FORM 715-01 PART H to the agency's status report
C.4.a. Do the HR Director and the EEO Director meet regularly to assess whether personnel programs, policies, and procedures conform to EEOC laws, instructions, and management directives? [see 29 CFR §1614.102(a)(2)]		X			
C.4.b. Has the agency established timetables/schedules to review at regular intervals its merit promotion program, employee recognition awards program, employee development/training programs, and management/personnel policies, procedures, and practices for systemic barriers that may be impeding full participation in the program by all EEO groups? [see MD-715 Instructions, Sec. I]		X			
C.4.c. Does the EEO office have timely access to accurate and complete data (e.g., demographic data for the workforce, applicants, training programs, etc.) required to prepare the MD-715 workforce data tables? [see 29 CFR §1614.601(a)]		X			
C.4.d. Does the HR office timely provide the EEO office with access to other data (e.g., exit interview data, climate assessment surveys, and grievance data), upon request? [see MD-715, II(C)]		X			
C.4.e. Pursuant to Section II(C) of MD-715, does the EEO office collaborate with the HR office to:					
C.4.e.1. Implement the Affirmative Action Plan for Individuals with Disabilities? [see 29 CFR §1614.203(d); MD-715, II(C)]		X			
C.4.e.2. Develop and/or conduct outreach and recruiting initiatives? [see MD-715, II(C)]		X			
C.4.e.3. Develop and/or provide training for managers and employees? [see MD-715, II(C)]		X			
C.4.e.4. Identify and remove barriers to equal opportunity in the workplace? [see MD-715, II(C)]		X			
C.4.e.5. Assist in preparing the MD-715 report? [see MD-715, II(C)]		X			

Federal Trade Commission

For period covering October 1, 2017 to September 30, 2018



Agency Self-Assessment Checklist

 Compliance Indicator		Measure Has Been Met			For all unmet measures, provide a brief explanation in the space below or complete and attach an EEOC FORM 715-01 PART H to the agency's status report
 Measures		Yes	No	N/A	
C.5.a. Does the agency have a disciplinary policy and/or table of penalties that covers discriminatory conduct? [see 29 CFR §1614.102(a)(6); see also Douglas v. Veterans Administration, 5 MSPR 280 (1981)]		X			
C.5.b. When appropriate, does the agency discipline or sanction managers and employees for discriminatory conduct? [see 29 CFR §1614.102(a)(6)] If "yes", please state the number of disciplined/sanctioned individuals during this reporting period in the comments.		X			The FTC disciplines managers and employees for discriminatory conduct. In FY 2018, two FTC managers were disciplined for discriminatory conduct.
C.5.c. If the agency has a finding of discrimination (or settles cases in which a finding was likely), does the agency inform managers and supervisors about the discriminatory conduct (e.g., post mortem to discuss lessons learned)? [see MD-715, II(C)]		X			

Federal Trade Commission

For period covering October 1, 2017 to September 30, 2018

Agency Self-Assessment Checklist

	Compliance Indicator		Measure Has Been Met			For all unmet measures, provide a brief explanation in the space below or complete and attach an EEOC FORM 715-01 PART H to the agency's status report
	Measures	C.6. The EEO office advises managers/supervisors on EEO matters.	Yes	No	N/A	
	C.6.a. Does the EEO office provide management/supervisory officials with regular EEO updates on at least an annual basis, including EEO complaints, workforce demographics and data summaries, legal updates, barrier analysis plans, and special emphasis updates? [see MD-715 Instructions, Sec. I] If "yes", please identify the frequency of the EEO updates in the comments column.		X			FTC managers and hiring officials received updates on the benefits of using Schedule A. The Office of EEO/IE also presented at several mandatory programs discussing employees' rights, various scenarios that occur in the workplace and how to respond in a manner that does not conflict with EEO laws, and case updates on various areas of concerns to avoid exposing the agency to liability.
	C.6.b. Are EEO officials readily available to answer managers' and supervisors' questions or concerns? [see MD-715 Instructions, Sec. I]		X			

Federal Trade Commission

For period covering October 1, 2017 to September 30, 2018

Agency Self-Assessment Checklist

Essential Element: D Proactive Prevention

➡ Compliance Indicator		Measure Has Been Met			For all unmet measures, provide a brief explanation in the space below or complete and attach an EEOC FORM 715-01 PART H to the agency's status report
⬇ Measures		Yes	No	N/A	
	D.1. The agency conducts a reasonable assessment to monitor progress towards achieving equal employment opportunity throughout the year.				
	D.1.a. Does the agency have a process for identifying triggers in the workplace? [see MD-715 Instructions, Sec. I]	X			
	D.1.b. Does the agency regularly use the following sources of information for trigger identification: workforce data; complaint/grievance data; exit surveys; employee climate surveys; focus groups; affinity groups; union; program evaluations; special emphasis programs; and/or external special interest groups? [see MD-715 Instructions, Sec. I]	X			
	D.1.c. Does the agency conduct exit interviews or surveys that include questions on how the agency could improve the recruitment, hiring, inclusion, retention and advancement of individuals with disabilities? [see 29 CFR §1614.203(d)(1)(iii)(C)]	X			
	D.2. The agency identifies areas where barriers may exclude EEO groups (reasonable basis to act.)				
	D.2.a. Does the agency have a process for analyzing the identified triggers to find possible barriers? [see MD-715, (II)(B)]	X			
	D.2.b. Does the agency regularly examine the impact of management/personnel policies, procedures, and practices by race, national origin, sex, and disability? [see 29 CFR §1614.102(a)(3)]	X			
	D.2.c. Does the agency consider whether any group of employees or applicants might be negatively impacted prior to making human resource decisions, such as re-organizations and realignments? [see 29 CFR §1614.102(a)(3)]	X			
	D.2.d. Does the agency regularly review the following sources of information to find barriers: complaint/grievance data, exit surveys, employee climate surveys, focus groups, affinity groups, union, program evaluations, anti-harassment program, special emphasis programs, and/or external special interest groups? [see MD-715 Instructions, Sec. I] If "yes", please identify the data sources in the comments column.	X			The Office of EEOI regularly reviews complaint data, employee exit interview surveys, employee climate surveys, harassment inquiry reports, affinity groups, and conducts meetings with employees and management officials.

Federal Trade Commission

For period covering October 1, 2017 to September 30, 2018

Agency Self-Assessment Checklist



→ Compliance Indicator		Measure Has Been Met			For all unmet measures, provide a brief explanation in the space below or complete and attach an EEOC FORM 715-01 PART H to the agency's status report
↓ Measures		Yes	No	N/A	
	D.3. The agency establishes appropriate action plans to remove identified barriers.				
	D.3.a. Does the agency effectively tailor action plans to address the identified barriers, in particular policies, procedures, or practices? [see 29 CFR §1614.102(a)(3)]	X			
	D.3.b. If the agency identified one or more barriers during the reporting period, did the agency implement a plan in Part I, including meeting the target dates for the planned activities? [see MD-715, II(D)]	X			
	D.3.c. Does the agency periodically review the effectiveness of the plans? [see MD-715, II(D)]	X			
	D.4. The agency has an affirmative action plan for people with disabilities, including those with targeted disabilities.				
	D.4.a. Does the agency post its affirmative action plan on its public website? [see 29 CFR §1614.203(d)(4)] If yes, please provide the internet address in the comments.	X			The FTC's Affirmative Action Plan for the Recruitment, Hiring, Advancement, and Retention of Persons with Disabilities is found on the FTC's public website at https://www.ftc.gov/system/files/attachments/md-715-reports/ftc_md-715_report
	D.4.b. Does the agency take specific steps to ensure qualified people with disabilities are aware of and encouraged to apply for job vacancies? [see 29 CFR §1614.203(d)(1)(i)]	X			
	D.4.c. Does the agency ensure that disability-related questions from members of the public are answered promptly and correctly? [see 29 CFR §1614.203(d)(1)(ii)(A)]	X			
	D.4.d. Has the agency taken specific steps that are reasonably designed to increase the number of persons with disabilities or targeted disabilities employed at the agency until it meets the goals? [see 29 CFR §1614.203(d)(7)(ii)]	X			

Federal Trade Commission

For period covering October 1, 2017 to September 30, 2018

Agency Self-Assessment Checklist



Essential Element: E Efficiency

 Compliance Indicator  Measures		Measure Has Been Met			For all unmet measures, provide a brief explanation in the space below or complete and attach an EEOC FORM 715-01 PART H to the agency's status report
		Yes	No	N/A	
E.1.a. Does the agency timely provide EEO counseling, pursuant to 29 CFR §1614.105?		X			
E.1.b. Does the agency provide written notification of rights and responsibilities in the EEO process during the initial counseling session, pursuant to 29 CFR §1614.105(b)(1)?		X			
E.1.c. Does the agency issue acknowledgment letters immediately upon receipt of a formal complaint, pursuant to MD-110, Ch. 5(I)?		X			
E.1.d. Does the agency issue acceptance letters/dismissal decisions within a reasonable time (e.g., 60 days) after receipt of the written EEO Counselor report, pursuant to MD-110, Ch. 5(I)? If so, please provide the average processing time in the comments.		X			The FTC issues acceptance letters/dismissal decisions within five calendar days after receipt of the written EEO Counselor report.
E.1.e. Does the agency ensure that all employees fully cooperate with EEO counselors and EEO personnel in the EEO process, including granting routine access to personnel records related to an investigation, pursuant to 29 CFR §1614.102(b)(6)?		X			
E.1.f. Does the agency timely complete investigations, pursuant to 29 CFR §1614.108?		X			
E.1.g. If the agency does not timely complete investigations, does the agency notify complainants of the date by which the investigation will be completed and of their right to request a hearing or file a lawsuit, pursuant to 29 CFR §1614.108(g)?		X			
E.1.h. When the complainant did not request a hearing, does the agency timely issue the final agency decision, pursuant to 29 CFR §1614.110(b)?		X			
E.1.i. Does the agency timely issue final actions following receipt of the hearing file and the administrative judge's decision, pursuant to 29 CFR §1614.110(a)?		X			
E.1.j. If the agency uses contractors to implement any stage of the EEO complaint process, does the agency hold them accountable for poor work product and/or delays? [See MD-110, Ch. 5(V)(A)] If "yes", please describe how in the comments column.				X	The FTC does not use contractors to implement any stage of the EEO complaint process.
E.1.k. If the agency uses employees to implement any stage of the EEO complaint process, does the agency hold them accountable for poor work product and/or delays during performance review? [See MD-110, Ch. 5(V)(A)]		X			
E.1.l. Does the agency submit complaint files and other documents in the proper format to EEOC through the Federal Sector EEO Portal (FedSEP)? [See 29 CFR § 1614.403(g)]		X			

Federal Trade Commission

For period covering October 1, 2017 to September 30, 2018





Agency Self-Assessment Checklist

 Compliance Indicator		Measure Has Been Met			
 Measures		Yes	No	N/A	For all unmet measures, provide a brief explanation in the space below or complete and attach an EEOC FORM 715-01 PART H to the agency's status report
E.2.a. Has the agency established a clear separation between its EEO complaint program and its defensive function? [see MD-110, Ch. 1(IV)(D)] If "yes", please explain.		X			The Office of the General Counsel does not provide oversight of the Office of EEOWI. It also does not review any of the Office of EEOWI's documents or reports.
E.2.b. When seeking legal sufficiency reviews, does the EEO office have access to sufficient legal resources separate from the agency representative? [see MD-110, Ch. 1(IV)(D)] If "yes", please identify the source/location of the attorney who conducts the legal sufficiency review in the comments column.		X			The Office of EEOWI's Director is an attorney and there is an Attorney Advisor on the Office of EEOWI's staff.
E.2.c. If the EEO office relies on the agency's defensive function to conduct the legal sufficiency review, is there a firewall between the reviewing attorney and the agency representative? [see MD-110, Ch. 1(IV)(D)]		X			
E.2.d. Does the agency ensure that its agency representative does not intrude upon EEO counseling, investigations, and final agency decisions? [see MD-110, Ch. 1(IV)(D)]		X			
E.2.e. If applicable, are processing time frames incorporated for the legal counsel's sufficiency review for timely processing of complaints? [see EEOC Report, Attaining a Model Agency Program: Efficiency (Dec. 1, 2004)]		X			

Federal Trade Commission

For period covering October 1, 2017 to September 30, 2018



Agency Self-Assessment Checklist

 Compliance Indicator		Measure Has Been Met			
 Measures		Yes	No	N/A	For all unmet measures, provide a brief explanation in the space below or complete and attach an EEOC FORM 715-01 PART H to the agency's status report
E.3.a. Has the agency established an ADR program for use during both the pre-complaint and formal complaint stages of the EEO process? [see 29 CFR §1614.102(b)(2)]	E.3. The agency has established and encouraged the widespread use of a fair alternative dispute resolution (ADR) program.	X			
E.3.b. Does the agency require managers and supervisors to participate in ADR once it has been offered? [see MD-715, II(A)(1)]		X			
E.3.c. Does the Agency encourage all employees to use ADR, where ADR is appropriate? [See MD-110, Ch. 3(IV)(C)]		X			
E.3.d. Does the agency ensure a management official with settlement authority is accessible during the dispute resolution process? [see MD-110, Ch. 3(III)(A)(9)]		X			
E.3.e. Does the agency prohibit the responsible management official named in the dispute from having settlement authority? [see MD-110, Ch. 3(I)]		X			
E.3.f. Does the agency annually evaluate the effectiveness of its ADR program? [see MD-110, Ch. 3(II)(D)]		X			
 Compliance Indicator		Measure Has Been Met			
 Measures		Yes	No	N/A	For all unmet measures, provide a brief explanation in the space below or complete and attach an EEOC FORM 715-01 PART H to the agency's status report
E.4.a. Does the agency have systems in place to accurately collect, monitor, and analyze the following data:	E.4. The agency has effective and accurate data collection systems in place to evaluate its EEO program.				
E.4.a.1. Complaint activity, including the issues and bases of the complaints, the aggrieved individuals/complainants, and the involved management official? [see MD-715, II(E)]		X			
E.4.a.2. The race, national origin, sex, and disability status of agency employees? [see 29 CFR §1614.601(a)]		X			
E.4.a.3. Recruitment activities? [see MD-715, II(E)]		X			
E.4.a.4. External and internal applicant flow data concerning the applicants' race, national origin, sex, and disability status? [see MD-715, II(E)]		X			
E.4.a.5. The processing of requests for reasonable accommodation? [29 CFR §1614.203(d)(4)]		X			
E.4.a.6. The processing of complaints for the anti-harassment program? [see EEOC Enforcement Guidance on Vicarious Employer Liability for Unlawful Harassment by Supervisors (1999), § V.C.2]		X			
E.4.b. Does the agency have a system in place to re-survey the workforce on a regular basis? [MD-715 Instructions, Sec. I]		X			

Federal Trade Commission

For period covering October 1, 2017 to September 30, 2018

Agency Self-Assessment Checklist

 Compliance Indicator		Measure Has Been Met			For all unmet measures, provide a brief explanation in the space below or complete and attach an EEOC FORM 715-01 PART H to the agency's status report
 Measures		Yes	No	N/A	
E.5.a. Does the agency monitor trends in its EEO program to determine whether the agency is meeting its obligations under the statutes EEOC enforces? [see MD-715, II(E)] If "yes", provide an example in the comments.		X			With regard to Title VII prohibition against sex discrimination, the Office of EEOWI delivered EEO training on transgender discrimination.
E.5.b. Does the agency review other agencies' best practices and adopt them, where appropriate, to improve the effectiveness of its EEO program? [see MD-715, II(E)] If "yes", provide an example in the comments.		X			The Office of EEOWI maintains a robust employee exit interview survey process that was inspired by the employee exit interview survey process at EEOC.
E.5.c. Does the agency compare its performance in the EEO process to other federal agencies of similar size? [see MD-715, II(E)]		X			

Federal Trade Commission

For period covering October 1, 2017 to September 30, 2018

Agency Self-Assessment Checklist



Essential Element: F Responsiveness and Legal Compliance

	Compliance Indicator		Measure Has Been Met			For all unmet measures, provide a brief explanation in the space below or complete and attach an EEOC FORM 715-01 PART H to the agency's status report
	Measures		Yes	No	N/A	
		F.1. The agency has processes in place to ensure timely and full compliance with EEOC orders and settlement agreements.				
		F.1.a. Does the agency have a system of management controls to ensure that its officials timely comply with EEOC orders/directives and final agency actions? [see 29 CFR §1614.102(e); MD-715, II(F)]	X			
		F.1.b. Does the agency have a system of management controls to ensure the timely, accurate, and complete compliance with resolutions/settlement agreements? [see MD-715, II(F)]	X			
		F.1.c. Are there procedures in place to ensure the timely and predictable processing of ordered monetary relief? [see MD-715, II(F)]	X			
		F.1.d. Are procedures in place to process other forms of ordered relief promptly? [see MD-715, II(F)]	X			
		F.1.e. When EEOC issues an order requiring compliance by the agency, does the agency hold its compliance officer(s) accountable for poor work product and/or delays during performance review? [see MD-110, Ch. 9(IX) (H)]	X			
		F.2. The agency complies with the law, including EEOC regulations, management directives, orders, and other written instructions.				
		F.2.a. Does the agency timely respond and fully comply with EEOC orders? [see 29 CFR §1614.502; MD-715, II(E)]	X			
		F.2.a.1. When a complainant requests a hearing, does the agency timely forward the investigative file to the appropriate EEOC hearing office? [see 29 CFR §1614.108(g)]	X			
		F.2.a.2. When there is a finding of discrimination that is not the subject of an appeal by the agency, does the agency ensure timely compliance with the orders of relief? [see 29 CFR §1614.501]	X			
		F.2.a.3. When a complainant files an appeal, does the agency timely forward the investigative file to EEOC's Office of Federal Operations? [see 29 CFR §1614.403(e)]	X			
		F.2.a.4. Pursuant to 29 CFR §1614.502, does the agency promptly provide EEOC with the required documentation for completing compliance?	X			

Federal Trade Commission

For period covering October 1, 2017 to September 30, 2018

Agency Self-Assessment Checklist

 Compliance Indicator		Measure Has Been Met			For all unmet measures, provide a brief explanation in the space below or complete and attach an EEOC FORM 715-01 PART H to the agency's status report
 Measures		Yes	No	N/A	
	F.3. The agency reports to EEOC its program efforts and accomplishments.				
F.3.a. Does the agency timely submit to EEOC an accurate and complete No FEAR Act report? [Public Law 107-174 (May 15, 2002), §203(a)]		X			
F.3.b. Does the agency timely post on its public webpage its quarterly No FEAR Act data? [see 29 CFR §1614.703(d)]		X			

Essential Element: O Other

EEOC FORM
U.S. Equal Employment Opportunity Commission
FEDERAL AGENCY ANNUAL EEO PROGRAM STATUS REPORT

MD-715 – Part H
Agency EEO Plan to Attain the Essential Elements of a Model EEO Program

Please describe the status of each plan that the agency has implemented to correct deficiencies in the EEO program.

☐ If the agency did not address any deficiencies during the reporting period, please check the box.

Statement of Model Program Essential Element Deficiency

Type of Program Deficiency	Brief Description of Program Deficiency
Responsiveness and Legal Compliance	The FTC's revised Disability Anti-Discrimination Policy and Reasonable Accommodation Procedures have to be submitted to the EEOC for approval.

Objective(s) and Dates for EEO Plan

Date Initiated (mm/dd/yyyy)	Objective	Target Date (mm/dd/yyyy)	Modified Date (mm/dd/yyyy)	Date Completed (mm/dd/yyyy)
09/30/2017	Approval of revised Disability Anti-Discrimination Policy	09/30/2018		06/22/2018

Responsible Official(s)

Title	Name	Performance Standards Address the Plan? (Yes or No)
EEO/IEE Director	Kevin D. Williams	Yes
Disability Program Manager	Elizabeth Kraszewski	Yes
Labor and Employment Attorney	Jill Coleman	Yes
Labor and Employment Attorney	Gail Serenco	Yes

Planned Activities Toward Completion of Objective

EEOC FORM
U.S. Equal Employment Opportunity Commission

FEDERAL AGENCY ANNUAL EEO PROGRAM STATUS REPORT

Target Date (mm/dd/yyyy)	Planned Activities	Sufficient Funding & Staffing? (Yes or No)	Modified Date (mm/dd/yyyy)	Completion Date (mm/dd/yyyy)
12/15/2017	Submit revised Disability Anti-Discrimination Policy to EEOC for approval	Yes		12/19/2017

Report of Accomplishments

Fiscal Year	Accomplishments
2018	EEOC approved the FTC's Disability Anti-Discrimination Policy (and Reasonable Accommodation Procedures)

EEOC FORM
U.S. Equal Employment Opportunity Commission
FEDERAL AGENCY ANNUAL EEO PROGRAM STATUS REPORT

MD-715 – Part H
Agency EEO Plan to Attain the Essential Elements of a Model EEO Program

Please describe the status of each plan that the agency has implemented to correct deficiencies in the EEO program.

☐ If the agency did not address any deficiencies during the reporting period, please check the box.

Statement of Model Program Essential Element Deficiency

Type of Program Deficiency	Brief Description of Program Deficiency
Efficiency	Not collecting applicant flow data, which identifies applicants on the bases of race, national origin, sex, and disability status, and the disposition of all applications.

Objective(s) and Dates for EEO Plan

Date Initiated (mm/dd/yyyy)	Objective	Target Date (mm/dd/yyyy)	Modified Date (mm/dd/yyyy)	Date Completed (mm/dd/yyyy)
02/01/2016	Increase the percentage of applicant flow data received during the agency's on-campus recruitment activities.	09/30/2020		

Responsible Official(s)

Title	Name	Performance Standards Address the Plan? (Yes or No)
Hiring officials	Various	No
Chief Human Capital Officer	Vicki Barber	No
EEO/IEE Director	Kevin D. Williams	No

Planned Activities Toward Completion of Objective

EEOC FORM
U.S. Equal Employment Opportunity Commission

FEDERAL AGENCY ANNUAL EEO PROGRAM STATUS REPORT

Target Date (mm/dd/yyyy)	Planned Activities	Sufficient Funding & Staffing? (Yes or No)	Modified Date (mm/dd/yyyy)	Completion Date (mm/dd/yyyy)
09/30/2018	Conduct focus group meetings with hiring officials to determine whether it is feasible to collect RNO data during on-campus recruitment activities.	Yes		

Report of Accomplishments

Fiscal Year	Accomplishments
2018	The EEOWI Director convened several meetings with officials connected to the hiring process to discuss strategies to collect RNO data during on-campus recruitment activities involving law students. This issue extends to attorneys who, because they are in the Excepted Service, can be hired noncompetitively and outside the USAJobs tool.

EEOC FORM
U.S. Equal Employment Opportunity Commission
FEDERAL AGENCY ANNUAL EEO PROGRAM STATUS REPORT

MD-715 – Part H
Agency EEO Plan to Attain the Essential Elements of a Model EEO Program

Please describe the status of each plan that the agency has implemented to correct deficiencies in the EEO program.

☐ If the agency did not address any deficiencies during the reporting period, please check the box.

Statement of Model Program Essential Element Deficiency

Type of Program Deficiency	Brief Description of Program Deficiency
Proactive Prevention of Unlawful Discrimination	There is a low participation rate of non-white employees in the Senior Executive Service. Specifically, the FTC has thirty-seven employees in the Senior Executive Service. Twenty-three SES employees are males and fourteen are females. Seven SES employees are non-white. Of the non-white SES employees, three are males and four are females. There are four, black SES employees, two Asian SES employees, and one Hispanic/Latino SES employee.

Objective(s) and Dates for EEO Plan

Date Initiated (mm/dd/yyyy)	Objective	Target Date (mm/dd/yyyy)	Modified Date (mm/dd/yyyy)	Date Completed (mm/dd/yyyy)
09/30/2017	Increase the percentage of non-white employees in the Senior Executive Service.	09/30/2019	09/30/2023	

Responsible Official(s)

Title	Name	Performance Standards Address the Plan? (Yes or No)
EEO/EEOWI Director	Kevin D. Williams	No
SES Hiring Officials	Various	Yes

EEOC FORM
U.S. Equal Employment Opportunity Commission

FEDERAL AGENCY ANNUAL EEO PROGRAM STATUS REPORT

Planned Activities Toward Completion of Objective

Target Date (mm/dd/yyyy)	Planned Activities	Sufficient Funding & Staffing? (Yes or No)	Modified Date (mm/dd/yyyy)	Completion Date (mm/dd/yyyy)
09/30/2018	Deliver training to the FTC Hiring Team to ensure targeted outreach and recruitment occurs in advance of hiring for vacancies in the SES.	Yes		09/30/2018
09/30/2018	Deliver training to the FTC Hiring Team to address implicit bias.	Yes		09/30/2018
09/30/2019	Deliver unconscious/bias training to organizations at the FTC.	Yes		
09/30/2019	Deliver training to FTC Hiring Teams to ensure targeted outreach and recruitment occurs in advance of hiring for vacancies in the SES.	Yes		

Report of Accomplishments

Fiscal Year	Accomplishments
2018	The Office of EEO/EEOWI delivered several trainings on unconscious/implicit bias to the hiring teams in the Bureau of Competition.

EEOC FORM
U.S. Equal Employment Opportunity Commission

FEDERAL AGENCY ANNUAL EEO PROGRAM STATUS REPORT

MD-715 – Part I
Agency EEO Plan to Eliminate Identified Barrier

Please describe the status of each plan that the agency implemented to identify possible barriers in policies, procedures, or practices for employees and applicants by race, ethnicity, and gender.

☐ If the agency did not conduct barrier analysis during the reporting period, please check the box.

Statement of Condition That Was a Trigger for a Potential Barrier:

Source of the Trigger	Specific Workforce Data Table	Narrative Description of Trigger
Hispanics or Latinos Participation Rate in the FTC Workforce and Employee Exit Interviews	A4	Hispanics/Latinos' participation rate in the FTC workforce is lower than their CLF and RCLF.

EEO Group(s) Affected by Trigger

EEO Group
All Men
All Women
XXX Hispanic or Latino Males
XXX Hispanic or Latino Females
White Males
White Females
Black or African American Males
Black or African American Females
Asian Males
Asian Females
Native Hawaiian or Other Pacific Islander Males

EEOC FORM
U.S. Equal Employment Opportunity Commission

FEDERAL AGENCY ANNUAL EEO PROGRAM STATUS REPORT

EEO Group
Native Hawaiian or Other Pacific Islander Females
American Indian or Alaska Native Males
American Indian or Alaska Native Females
Two or More Races Males
Two or More Races Females

Barrier Analysis Process

Sources of Data	Source Reviewed? (Yes or No)	Identify Information Collected
Workforce Data Tables	Yes	A4
Complaint Data (Trends)	Yes	During FY 2018, there was one, pre-complaint activity that listed Hispanic/Latino as a basis for unlawful employment discrimination.
Grievance Data (Trends)	No	
Findings from Decisions (e.g., EEO, Grievance, MSPB, Anti-Harassment Processes)	No	
Climate Assessment Survey (e.g., FEVS)	Yes	On October 23, 2018, a climate assessment was completed and a report issued in the Division of Litigation Technology and Analysis, Bureau of Consumer Protection.
Exit Interview Data	Yes	Electronic submissions from employees who separated from the agency. In-person communications with Hispanics/Latinos who separated from the agency.
Focus Groups	No	
Interviews	No	
Reports (e.g., Congress, EEOC, MSPB, GAO, OPM)	No	
Other (Please Describe)	No	

Status of Barrier Analysis Process

Barrier Analysis Process Completed? (Yes or No)	Barrier(s) Identified? (Yes or No)
---	--

EEOC FORM
U.S. Equal Employment Opportunity Commission

FEDERAL AGENCY ANNUAL EEO PROGRAM STATUS REPORT

Barrier Analysis Process Completed? (Yes or No)	Barrier(s) Identified? (Yes or No)
Yes	Yes

Statement of Identified Barrier(s)

Description of Policy, Procedure, or Practice
Historically, the FTC has had a low participation rate of Hispanic/Latino employees generally, which includes attorneys. Although the FTC recruits nationwide, at all national law schools, Hispanic/Latino bar conventions, and other events, there continues to be minimal improvement in the percentage of Hispanic/Latino employees.

EEOC FORM
U.S. Equal Employment Opportunity Commission

FEDERAL AGENCY ANNUAL EEO PROGRAM STATUS REPORT

Objective(s) and Dates for EEO Plan

Objective	Date Initiated (mm/dd/yyyy)	Target Date (mm/dd/yyyy)	Sufficient Funding & Staffing? (Yes or No)	Modified Date (mm/dd/yyyy)	Date Completed (mm/dd/yyyy)
Increase the participation rate of Hispanic/Latino employees, including attorneys, at all levels of the FTC workforce through targeted outreach, recruitment, and innovative retention plans.	10/01/2017	09/30/2018	Yes		

Responsible Official(s)

Title	Name	Performance Standards Address the Plan? (Yes or No)
SEPM for Hispanics/Latinos	Yvette Delgado	

Planned Activities Toward Completion of Objective

Target Date (mm/dd/yyyy)	Planned Activities	Modified Date (mm/dd/yyyy)	Completion Date (mm/dd/yyyy)
09/30/2018	Review Employee Exit Interviews		
09/30/2018	Meet with Diversity Council leaders		
09/30/2018	Create a Task Force/Meet with Task Force		
09/30/2018	Sponsor FTC attorneys to attend the National Hispanic Bar Association Annual Convention		

EEOC FORM
U.S. Equal Employment Opportunity Commission

FEDERAL AGENCY ANNUAL EEO PROGRAM STATUS REPORT

Target Date (mm/dd/yyyy)	Planned Activities	Modified Date (mm/dd/yyyy)	Completion Date (mm/dd/yyyy)
09/30/2018	Develop relationships with Hispanic/Latino Student Associations at Washington, D.C., area law schools/colleges/universities		

Report of Accomplishments

Fiscal Year	Accomplishments

EEOC FORM
U.S. Equal Employment Opportunity Commission

FEDERAL AGENCY ANNUAL EEO PROGRAM STATUS REPORT

MD-715 – Part I
Agency EEO Plan to Eliminate Identified Barrier

Please describe the status of each plan that the agency implemented to identify possible barriers in policies, procedures, or practices for employees and applicants by race, ethnicity, and gender.

☐ If the agency did not conduct barrier analysis during the reporting period, please check the box.

Statement of Condition That Was a Trigger for a Potential Barrier:

Source of the Trigger	Specific Workforce Data Table	Narrative Description of Trigger
Workforce Data Tables	B-7	There is a low participation rate of individuals with targeted disabilities.

EEO Group(s) Affected by Trigger

EEO Group
XXX All Men
XXX All Women
Hispanic or Latino Males
Hispanic or Latino Females
White Males
White Females
Black or African American Males
Black or African American Females
Asian Males
Asian Females
Native Hawaiian or Other Pacific Islander Males
Native Hawaiian or Other Pacific Islander Females
American Indian or Alaska Native Males
American Indian or Alaska Native Females
Two or More Races Males

EEOC FORM
U.S. Equal Employment Opportunity Commission

FEDERAL AGENCY ANNUAL EEO PROGRAM STATUS REPORT

EEO Group
Two or More Races Females

Barrier Analysis Process

Sources of Data	Source Reviewed? (Yes or No)	Identify Information Collected
Workforce Data Tables	Yes	MD-715 reports from prior years
Complaint Data (Trends)	Yes	Data from complaint activities, including bases and issues that involved individuals with disabilities, reasonable accommodation, and disparate treatment based on disability
Grievance Data (Trends)	No	
Findings from Decisions (e.g., EEO, Grievance, MSPB, Anti-Harassment Processes)	No	
Climate Assessment Survey (e.g., FEVS)	No	
Exit Interview Data	Yes	Employee Exit Interview Survey reports from FY 2018
Focus Groups	No	
Interviews	No	
Reports (e.g., Congress, EEOC, MSPB, GAO, OPM)	No	
Other (Please Describe)	Yes	Regular conversations with the DPM throughout FY 2018

Status of Barrier Analysis Process

Barrier Analysis Process Completed? (Yes or No)	Barrier(s) Identified? (Yes or No)
Yes	Yes

Statement of Identified Barrier(s)

Description of Policy, Procedure, or Practice
Institutional and attitudinal barriers – Although management and hiring officials have received some training on Schedule A Hiring Authority, additional training and

EEOC FORM
U.S. Equal Employment Opportunity Commission
FEDERAL AGENCY ANNUAL EEO PROGRAM STATUS REPORT

Description of Policy, Procedure, or Practice
guidance is needed to result in positive impact on the low participation rate of individuals with targeted disabilities being hired.

Objective(s) and Dates for EEO Plan

Objective	Date Initiated (mm/dd/yyyy)	Target Date (mm/dd/yyyy)	Sufficient Funding & Staffing? (Yes or No)	Modified Date (mm/dd/yyyy)	Date Completed (mm/dd/yyyy)
Additional training for management and hiring officials on Schedule A Hiring Authority	09/30/2017	09/30/2018	Yes		09/30/2018
Develop relationships with Washington, D.C., area law schools, colleges, and universities that have groups, which support students with disabilities	09/30/2017	09/30/2018	Yes	09/30/2020	
Select and train a Special Emphasis Program Manager, who will manage the People with Disabilities Program	09/30/2017	09/30/2018	Yes	09/30/2020	

Responsible Official(s)

Title	Name	Performance Standards Address the Plan? (Yes or No)
Disability Program Manager	Elizabeth Kraszewski	Yes
EEO/IEE Director	Kevin Williams	Yes

EEOC FORM
U.S. Equal Employment Opportunity Commission
FEDERAL AGENCY ANNUAL EEO PROGRAM STATUS REPORT

Planned Activities Toward Completion of Objective

Target Date (mm/dd/yyyy)	Planned Activities	Modified Date (mm/dd/yyyy)	Completion Date (mm/dd/yyyy)
09/30/2018	Develop and deliver fact sheets and other materials that discuss Schedule A Hiring Authority and instruct management and hiring officials how to use it		09/30/2018

Report of Accomplishments

Fiscal Year	Accomplishments
2018	The DPM delivered training to hiring officials regarding Schedule A Hiring Authority. It is expected that the FTC will experience an increase in the representation of individuals with disabilities due to this training.

MD-715 – Part J

Special Program Plan for the Recruitment, Hiring, Advancement, and Retention of Persons with Disabilities

To capture agencies' affirmative action plan for persons with disabilities (PWD) and persons with targeted disabilities (PWTD), EEOC regulations (29 C.F.R. § 1614.203(e)) and MD-715 require agencies to describe how their plan will improve the recruitment, hiring, advancement, and retention of applicants and employees with disabilities. All agencies, regardless of size, must complete this Part of the MD-715 report.

Section I: Efforts to Reach Regulatory Goals

EEOC regulations (29 C.F.R. § 1614.203(d)(7)) require agencies to establish specific numerical goals for increasing the participation of persons with reportable and targeted disabilities in the federal government.

1. Using the goal of 12% as the benchmark, does your agency have a trigger involving PWD by grade level cluster in the permanent workforce? If "yes", describe the trigger(s) in the text box.

a. Cluster GS-1 to GS-10 (PWD)	Yes x	No 0
b. Cluster GS-11 to SES (PWD)	Yes x	No 0

The participation rate of PWDs in the GS-1 to GS-10 cluster is 2.94%, as compared to the federal goal of 12%.

The participation rate of PWDs in the GS-11 to SES cluster is 8.48%, as compared to the federal goal of 12%.

2. Using the goal of 2% as the benchmark, does your agency have a trigger involving PWTD by grade level cluster in the permanent workforce? If "yes", describe the trigger(s) in the text box.

a. Cluster GS-1 to GS-10 (PWTD)	Yes 0	No x
b. Cluster GS-11 to SES (PWTD)	Yes x	No 0

The participation rate of PWTDs in the GS-1 to GS-10 cluster is 2.94% as compared to the federal goal of 2%.

The participation rate of PWTDs in the GS-11 to SES cluster is 1.91%, as compared to the federal goal of 2%.

3. Describe how the agency has communicated the numerical goals to the hiring managers and/or recruiters.

FTC Human Capital Management Office staff were notified of the numerical goals through the FTC's Disability Program Manager (DPM). The DPM also communicated the numerical goals to the Agency-Wide Diversity Council and to hiring managers during Schedule A Hiring Authority and Reasonable Accommodation training.

Section II: Model Disability Program

Pursuant to 29 C.F.R. §1614.203(d)(1), agencies must ensure sufficient staff, training and resources to recruit and hire persons with disabilities and persons with targeted disabilities, administer the reasonable accommodation program and special emphasis program, and oversee any other disability hiring and advancement program the agency has in place.

A. PLAN TO PROVIDE SUFFICIENT & COMPETENT STAFFING FOR THE DISABILITY PROGRAM

1. Has the agency designated sufficient qualified personnel to implement its disability program during the reporting period? If "no", describe the agency's plan to improve the staffing for the upcoming year.

Yes ☒ No ☐

During FY 15, the FTC created a DPM position. Before the onboarding of the DPM, the duties that fall under managing a model disability program were handled collaterally. These duties are now performed by the DPM in a full-time capacity. The DPM is responsible for:

- (1) Implementing the FTC's reasonable accommodation procedures consistent with this policy, governing laws and regulations, executive orders, and EEOC directives.
- (2) Providing guidance and delivering training to employees and management officials concerning the agency's reasonable accommodation procedures and disability hiring matters, and serving as a resource for information on disability issues that affect the agency.
- (3) Establishing effective tracking systems to monitor the processing of reasonable accommodation requests and affirmative employment initiatives for individuals with disabilities to include complying with all reporting and record retention requirements.
- (4) Regularly reviewing and analyzing the FTC's reasonable accommodation process and progress in the recruitment and retention of individuals with disabilities.
- (5) Regularly reviewing agency procedures to ensure that vacancy announcements and hiring and promotion procedures include information describing how applicants may submit reasonable accommodation requests.

EEOC FORM

U.S. Equal Employment Opportunity Commission

FEDERAL AGENCY ANNUAL EEO PROGRAM STATUS REPORT

(6) Managing the FTC's reasonable accommodation procedures, to include providing necessary guidance and technical assistance to managers, supervisors, employees, and applicants regarding requests for reasonable accommodation, and consulting with other agency offices and officials as necessary.

(7) Assisting FTC management officials in evaluating accommodations that have been provided to ensure their continued effectiveness.

(8) Requesting and reviewing medical information if an impairment or need for accommodation is not obvious to include having medical information reviewed by an external Medical Review Official of the agency's choosing and at the agency's request and expense.

(9) Serving as the deciding official for reasonable accommodation requests from applicants.

(10) Participating in annual training relating to disability laws and regulations, to include training related to the provision of reasonable accommodation.

2. Identify all staff responsible for implementing the agency's disability employment program by the office, staff employment status, and responsible official.

Disability Program Task	# of FTE Staff by Employment Status			Responsible Official (Name, Title, Office, Email)
	Full Time	Part Time	Collateral Duty	
Processing applications from PWD and PWTD	x			HR Benefits Specialists, Human Capital Management Office, hcmoemployment@ftc.gov
Answering questions from the public about hiring authorities that take disability into account	x			Elizabeth Kraszewski, Disability Program Manager, ekraszewski@ftc.gov
Processing reasonable accommodation requests from applicants and employees	x			Elizabeth Kraszewski, Disability Program Manager, ekraszewski@ftc.gov
Section 508 Compliance	x			Trevor Beierschmitt, Honors Paralegal, TBeierschmitt@ftc.gov ; Section508compliance@ftc.gov
Architectural Barriers Act Compliance	x			Jack Sheckells, Space Management Specialist,

EEOC FORM
U.S. Equal Employment Opportunity Commission
FEDERAL AGENCY ANNUAL EEO PROGRAM STATUS REPORT

				JSheckells@ftc.gov
Special Emphasis Program for PWD and PWTD	x			Elizabeth Kraszewski, Disability Program Manager, ekraszewski@ftc.gov

3. Has the agency provided disability program staff with sufficient training to carry out their responsibilities during the reporting period? If "yes", describe the training that disability program staff have received. If "no", describe the training planned for the upcoming year.

Yes x No 0

During FY 18, the DPM completed the following trainings:

- ✓ **"Building the Pipeline: Successful Strategies for Recruiting & Hiring People with Disabilities"**
The webinar panelists outlined effective outreach and recruitment strategies that companies of all sizes can use to build a pipeline of qualified applicants with disabilities.
- ✓ **"Family Medical Leave Act (FMLA): Intermittent Leave Compliance Workshop"**
The training addressed how to identify, evaluate and resolve issues related to administering intermittent FMLA leave.
- ✓ **"Job Accommodation Network's Monthly Training Series"**
Topics covered included:
 - ✓ Introduction to wearable technology
 - ✓ Americans with Disabilities Act (ADA) Update
 - ✓ ADA Basics: Competence Builds Confidence
 - ✓ Executive Functioning Accommodations in Self-Employment
 - ✓ Specialisterne: Autism @ Work
 - ✓ Assistive Technology Basics
 - ✓ Currents Events in Accommodation
 - ✓ Accommodating Motor Impairments in Office, Industrial, and Healthcare Settings
- **"Service and Emotional Support Animals in the Workplace"**
Federal Exchange on Employment and Disability
This session featured a panel with representatives from federal agencies addressing common questions about the use of service and emotional support animals in the workplace.

EEOC FORM
U.S. Equal Employment Opportunity Commission
FEDERAL AGENCY ANNUAL EEO PROGRAM STATUS REPORT

B. PLAN TO ENSURE SUFFICIENT FUNDING FOR THE DISABILITY PROGRAM

Has the agency provided sufficient funding and other resources to successfully implement the disability program during the reporting period? If "no", describe the agency's plan to ensure all aspects of the disability program have sufficient funding and other resources.

Yes ☒ No ☐

Funding has not been presented as an issue in providing reasonable accommodations during FY 18. All requests submitted have been purchased either through the FTC's budget, or are acquired through the Computer/Electronic Accommodations Program (CAP). As CAP is a centrally funded federal program, the equipment through CAP comes at no cost to the FTC.

Section III: Plan to Recruit and Hire Individuals with Disabilities

Pursuant to 29 C.F.R. § 1614.203(d)(1)(i) and (ii), agencies must establish a plan to increase the recruitment and hiring of individuals with disabilities. The questions below are designed to identify outcomes of the agency's recruitment program plan for PWD and PWTD.

A. PLAN TO IDENTIFY JOB APPLICANTS WITH DISABILITIES

1. Describe the programs and resources the agency uses to identify job applicants with disabilities, including individuals with targeted disabilities.

The FTC's DPM serves as the Selective Placement Coordinator and actively communicates with Schedule A candidates. In FY 18, the DPM advised sixty-two Schedule A eligibles on the federal job application process and Schedule A hiring authority and maintained the Schedule A resume database aimed to assist management in selecting diverse and qualified applicants. The DPM has also utilized the FTC account for the Workforce Recruitment Program, a recruitment and referral program that connects federal sector employers nationwide with highly motivated college students and recent graduates with disabilities who are eager to prove their abilities in the workplace through summer or permanent jobs.

2. Pursuant to 29 C.F.R. § 1614.203(a)(3), describe the agency's use of hiring authorities that take disability into account (e.g., Schedule A) to recruit PWD and PWTD for positions in the permanent workforce.

The FTC's DPM/SPPC regularly communicates with and encourages Schedule A eligible individuals to apply for FTC vacancies that match their educational and employment backgrounds. When a PWD or PWTD contacts the DPM to express interest in employment at the FTC, the DPM requests a copy of the individual's resume to save in the FTC's Schedule A Eligible Resume Database. The DPM also sends FTC

vacancy links posted on USAJOBS that match the PWD or PWTD's interests and skill sets, when applicable. Individuals are encouraged to apply to FTC vacancies and to email the job posting ID they applied for so the DPM can communicate with the Human Resources Specialist and the Hiring Manager regarding the individual's Schedule A preference and any accommodation needs if the individual is called in for an interview. Additionally, the DPM encourages hiring managers and HR Specialists to reach out and review resumes of Schedule A eligibles prior to posting a vacancy announcement on USAJOBS.

The FTC also uses authorities such as Veterans' Recruitment Appointments, Appointment of 30% or More Disabled Veterans, and Veterans Employment Opportunities Appointments for hiring veterans with disabilities as ways to address critical hiring needs while continuing to ensure that it is recruiting and retaining a diverse group of candidates. The agency's primary recruitment efforts are therefore focused on students and graduates of law and economic schools and programs. Where practicable and likely to broaden the applicant pool to include PWD or PWTD's, internal recruitment methods are used to reach status employees in all federal agencies.

The Human Capital Management Office (HCMO) staff attends federal human resources courses, delegated examining training, and hiring flexibilities seminars, to maintain and upgrade the ability to provide tools to better target the agency's recruitment efforts and improve results in attracting veterans in general, and veterans with disabilities in particular. The HCMO developed and provides pool and referral data in chart format with every selection certificate. The charts display the percentage of veterans and of applicants with disabilities who applied for a position and the percentage of applicants who were referred for consideration. This provides a visual means to highlight the applicant makeup of total and referred pools and serves as a tool in addressing their underrepresentation in the FTC workforce.

3. When individuals apply for a position under a hiring authority that takes disability into account (e.g., Schedule A), explain how the agency (1) determines if the individual is eligible for appointment under such authority and (2) forwards the individual's application to the relevant hiring officials with an explanation of how and when the individual may be appointed.

In cases where the individual is applying for a position with assistance from the DPM/SPPC, the DPM will review the Schedule A letter presented by the PWD or PWTD to verify disability status and Schedule A eligibility. In cases where an individual applies via USAJOBS directly without reaching out to the DPM/SPPC, the HR Specialist overseeing the posting will review all documents submitted by the applicant with a PWD or PWTD, to include their Schedule A letter. When a Schedule A eligible applies with assistance from the DPM/SPPC, the DPM/SPPC will notify the HR Specialist of the individual's Schedule A status and advise the HR Specialist to notify the Hiring Manager of the individual's hiring preference. In some cases, the DPM/SPPC will work with the

EEOC FORM
U.S. Equal Employment Opportunity Commission
FEDERAL AGENCY ANNUAL EEO PROGRAM STATUS REPORT

Hiring Manager to coordinate accommodations for the interview and advise on etiquette when interviewing an individual with a PWD or PWTD. Currently, the Schedule A referral process is being evaluated for process improvement to be implemented in FY 19.

4. Has the agency provided training to all hiring managers on the use of hiring authorities that take disability into account (e.g., Schedule A)? If "yes", describe the type(s) of training and frequency. If "no", describe the agency's plan to provide this training.

Yes x No N/A 0

All FTC managers who attended both new and refresher Supervisory Development Program sessions in FY 18 were briefed on the Schedule A Hiring Process. During each training session, managers are reminded of the new federal targets of 12% for PWD and 2% for PWTD and encouraged to utilize Schedule A or veterans hiring authorities when filling a vacancy.

B. PLAN TO ESTABLISH CONTACTS WITH DISABILITY EMPLOYMENT ORGANIZATIONS

Describe the agency's efforts to establish and maintain contacts with organizations that assist PWD, including PWTD, in securing and maintaining employment.

Contacts have been established with local Division of Rehabilitation Services Offices in Wheaton and Germantown, MD, the University of Maryland's Disability Support Services Office, the University of the District of Columbia's Disability Resource Center, and the Department of Veterans Affairs Vocational Rehabilitation and Employment Program to develop a pipeline of qualified students, recent graduates, and veterans with disabilities. Continued outreach to local schools, veteran's organizations, and disability support services offices will be forged during FY 19.

C. PROGRESSION TOWARDS GOALS (RECRUITMENT AND HIRING)

1. Using the goals of 12% for PWD and 2% for PWTD as the benchmarks, do triggers exist for PWD and/or PWTD among the new hires in the permanent workforce? If "yes", please describe the triggers below.

a. New Hires for Permanent Workforce (PWD)	Yes x No 0
b. New Hires for Permanent Workforce (PWTD)	Yes x No 0

4. 14% of new hires identified as a PWD.

0.69% of new hires self-identified as a PWTD.

EEOC FORM
U.S. Equal Employment Opportunity Commission
FEDERAL AGENCY ANNUAL EEO PROGRAM STATUS REPORT

2. Using the qualified applicant pool as the benchmark, do triggers exist for PWD and/or PWTD among the new hires for any of the mission-critical occupations (MCO)? If "yes", please describe the triggers below.

a. New Hires for MCO (PWD)	Yes x	No 0
b. New Hires for MCO (PWTD)	Yes x	No 0

The data reflected on table B7 do not accurately capture Schedule A applications and hires during FY 18, therefore triggers are not described here. An analysis will be conducted in consultation with the HCMO's Operations staff to determine triggers and engage in barrier analysis.

In terms of new hires outside of Schedule A hiring authority, there were 0 new hires for MCO who self-identified as PWD or PWTD.

3. Using the relevant applicant pool as the benchmark, do triggers exist for PWD and/or PWTD among the qualified *internal* applicants for any of the mission-critical occupations (MCO)? If "yes", please describe the triggers below.

a. Qualified Applicants for MCO (PWD)	Yes 0	No 0
b. Qualified Applicants for MCO (PWTD)	Yes 0	No 0

N/A

4. Using the qualified applicant pool as the benchmark, do triggers exist for PWD and/or PWTD among employees promoted to any of the mission-critical occupations (MCO)? If "yes", please describe the triggers below.

a. Promotions for MCO (PWD)	Yes 0	No 0
b. Promotions for MCO (PWTD)	Yes 0	No 0

N/A

Section IV: Plan to Ensure Advancement Opportunities for Employees with Disabilities

Pursuant to 29 C.F.R §1614.203(d)(1)(iii), agencies are required to provide sufficient advancement opportunities for employees with disabilities. Such activities might include specialized training and mentoring programs, career development opportunities, awards

programs, promotions, and similar programs that address advancement. In this section, agencies should identify, and provide data on programs designed to ensure advancement opportunities for employees with disabilities.

A. ADVANCEMENT PROGRAM PLAN

Describe the agency's plan to ensure PWD, including PWTD, have sufficient opportunities for advancement.

The FTC continues to ensure vacancy announcements include a statement that all applicants will receive consideration without regard to non-disqualifying disabilities. The FTC also provides employment opportunities to students, including those who are disabled, in a professional work environment that focuses on career-related fields. The FTC continues to provide training programs intended to enhance employee skills. Enhanced skills can better position employees to deal more effectively with the agency's skills requirements and to compete successfully for internal promotion opportunities. While some of the agency's developmental activities are implemented by and for a particular bureau, the FTC has an agency-wide Training Council composed of front-line staff and leadership with an appreciation for the skills needed in accomplishing all mission-critical work. Although areas of emphasis vary from year to year, the FTC's experience is that professional skill requirements for the majority of the staff are relatively stable, and thus are best accomplished on an agency-wide and cyclical basis. Information technology skills for all staff, especially support staff, tend to change over time with successive advances in technology. To address this need, the Training Council supports an agency-wide developmental program in computer application skills, safety, and leadership. The agency-wide developmental program approach, including input from the FTC Training Council, defines competency standards for mission-specific and other core work requirements. Linking competency standards and employee development planning with the centralized training budget planning process permits targeting, expanding, and refocusing of the core curricula to occur at a measured pace and with relatively accurate forecasting.

B. CAREER DEVELOPMENT OPPORTUNITIES

1. Please describe the career development opportunities that the agency provides to its employees.

The FTC's Learning Management System (LMS) continues to give all FTC employees access to on-line training on demand. While there was a transition of the LMS during FY 18 that temporarily complicated online training accessibility for FTC staff members, a new LMS has been acquired and implemented during the 4th quarter of FY 18. All FTC staff will be trained on the new LMS in early FY 19. Employees will have the ability to look up and register for online, and on-site, training classes, and to access thousands of e-books. Agency attorneys have subscription access to more than 7,000

EEOC FORM

U.S. Equal Employment Opportunity Commission

FEDERAL AGENCY ANNUAL EEO PROGRAM STATUS REPORT

on-line continuing legal education programs that are available from any location with an internet connection. Completions of external (at-cost) training courses are also tracked via the LMS.

The FTC's agency-wide Individual Development Plan (IDP) program and guide provides a tool for managers and supervisors to assess the training needs of both employees and the organization. In addition, the IDP planning process provides both the supervisor and the employee with the opportunity to identify training and development needs together to ensure job and organizational success. Further, each FTC bureau has a mentoring program that provides FTC employees with an opportunity to increase their professional development and growth, hone their expertise, expand their network of contacts, and improve job satisfaction.

Additionally, during FY 18, the FTC created its FTC Toastmasters Club, which is a part of Toastmasters International. The club provides a positive learning environment in which members are empowered to develop communication and leadership skills. The FTC Toastmasters Club provides a supportive and positive learning experience in which members are empowered to develop communication and leadership skills, resulting in greater self-confidence and personal growth. The DPM is an officer in the club and encourages employees with disabilities who indicate communication is a developmental area to consider participating in the club.

2. In the table below, please provide the data for career development opportunities that require competition and/or supervisory recommendation/approval to participate. [Collection begins with the FY 2018 MD-715 report, which is due on February 28, 2019.]

Career Development Opportunities	Total Participants		PWD		PWTD	
	Applicants (#)	Selectees (#)	Applicants (%)	Selectees (%)	Applicants (%)	Selectees (%)
Internship Programs	0	0	0	0	0	0
Fellowship Programs	0	0	0	0	0	0
Mentoring Programs	0	0	0	0	0	0
Coaching Programs	0	0	0	0	0	0
Training Programs	0	0	0	0	0	0
Detail Programs	0	0	0	0	0	0
Other Career Development Programs	0	0	0	0	0	0

EEOC FORM

U.S. Equal Employment Opportunity Commission
FEDERAL AGENCY ANNUAL EEO PROGRAM STATUS REPORT

--	--	--	--	--	--	--

3. Do triggers exist for PWD among the applicants and/or selectees for any of the career development programs? (The appropriate benchmarks are the relevant applicant pool for the applicants and the applicant pool for selectees.) If "yes", describe the trigger(s) in the text box.

a. Applicants (PWD)	Yes n/a	No 0
b. Selections (PWD)	Yes n/a	No 0

While Table 8-12 highlights no representation of PWD in career development opportunities at the FTC, it also reflects no participation rate with FTC employees in general, suggesting issues beyond a disability-related barrier to participation in such programs.

4. Do triggers exist for PWTD among the applicants and/or selectees for any of the career development programs identified? (The appropriate benchmarks are the relevant applicant pool for applicants and the applicant pool for selectees.) If "yes", describe the trigger(s) in the text box.

a. Applicants (PWTD)	Yes n/a	No 0
b. Selections (PWTD)	Yes n/a	No 0

While Table B-12 highlights no representation of PWTD in career development opportunities at the FTC, it also reflects no participation rate with FTC employees in general, suggesting issues beyond a disability-related barrier to participation in such programs.

C. AWARDS

1. Using the inclusion rate as the benchmark, does your agency have a trigger involving PWD and/or PWTD for any level of the time-off awards, bonuses, or other incentives? If "yes", please describe the trigger(s) in the text box.

a. Awards, Bonuses, & Incentives (PWD)	Yes x	No 0
b. Awards, Bonuses, & Incentives (PWTD)	Yes x	No 0

In FY 2018, triggers exist for PWD and PWTD involving time-off awards.

2. Using the inclusion rate as the benchmark, does your agency have a trigger involving PWD and/or PWTD for quality step increases or performance-based pay increases? If "yes", please describe the trigger(s) in the text box.

a. Pay Increases (PWD)	Yes x	No 0
b. Pay Increases (PWTD)	Yes x	No 0

In FY 2018, triggers exist for PWD and PWTD involving time-off awards.

EEOC FORM

U.S. Equal Employment Opportunity Commission

FEDERAL AGENCY ANNUAL EEO PROGRAM STATUS REPORT

--

3. If the agency has other types of employee recognition programs, are PWD and/or PWTD recognized disproportionately less than employees without disabilities? (The appropriate benchmark is the inclusion rate.) If "yes", describe the employee recognition program and relevant data in the text box.

a. Other Types of Recognition (PWD)	Yes 0	No 0	N/A x
b. Other Types of Recognition (PWTD)	Yes 0	No 0	N/A x

N/A

EEOC FORM
U.S. Equal Employment Opportunity Commission
FEDERAL AGENCY ANNUAL EEO PROGRAM STATUS REPORT

D. PROMOTIONS

1. Does your agency have a trigger involving PWD among the qualified *internal* applicants and/or selectees for promotions to the senior grade levels? (The appropriate benchmarks are the relevant applicant pool for qualified internal applicants and the qualified applicant pool for selectees.) For non-GS pay plans, please use the approximate senior grade levels. If "yes", describe the trigger(s) in the text box.

a. SES

i. Qualified Internal Applicants (PWD)	Yes n/a	No n/a
ii. Internal Selections (PWD)	Yes n/a	No n/a

b. Grade GS-15

i. Qualified Internal Applicants (PWD)	Yes x	No 0
ii. Internal Selections (PWD)	Yes x	No 0

c. Grade GS-14

i. Qualified Internal Applicants (PWD)	Yes 0	No x
ii. Internal Selections (PWD)	Yes 0	No x

d. Grade GS-13

i. Qualified Internal Applicants (PWD)	Yes x	No 0
ii. Internal Selections (PWD)	Yes x	No 0

There is no data to report on triggers in the SES.

At the GS-15 level, of 7 applicants, 3 were selected, none of whom identified as a PWD. Two of the selected candidates chose not to self-identify.

At the GS-14 level, of 9 candidates, 5 were selected. One employee identified as a PWD, one identified as a PWTD, and one chose not to self-identify.

At the GS-13 level, of 8 candidates, 5 internal applicants were selected. Of those applicants, 2 chose not to self-identify and the other 3 identified as having no disability. There were 0 candidates who identified as having a PWD or PWTD.

FEDERAL AGENCY ANNUAL EEO PROGRAM STATUS REPORT

2. Does your agency have a trigger involving PWTD among the qualified *internal* applicants and/or selectees for promotions to the senior grade levels? (The appropriate benchmarks are the relevant applicant pool for qualified internal applicants and the qualified applicant pool for selectees.) For non-GS pay plans, please use the approximate senior grade levels. If "yes", describe the trigger(s) in the text box.

a. SES

i. Qualified Internal Applicants (PWTD)	Yes n/a	No n/a
---	---------	--------

ii. Internal Selections (PWTD)	Yes n/a	No n/a
--------------------------------	---------	--------

b. Grade GS-15

i. Qualified Internal Applicants (PWTD)	Yes x	No 0
---	-------	------

ii. Internal Selections (PWTD)	Yes x	No 0
--------------------------------	-------	------

c. Grade GS-14

i. Qualified Internal Applicants (PWTD)	Yes x	No 0
---	-------	------

ii. Internal Selections (PWTD)	Yes x	No 0
--------------------------------	-------	------

d. Grade GS-13

i. Qualified Internal Applicants (PWTD)	Yes x	No 0
---	-------	------

ii. Internal Selections (PWTD)	Yes x	No 0
--------------------------------	-------	------

Out of all internal promotions to the senior grade level, one PWTD was promoted from a GS-13 to GS-14.

3. Using the qualified applicant pool as the benchmark, does your agency have a trigger involving PWD among the new hires to the senior grade levels? For non-GS pay plans, please use the approximate senior grade levels. If "yes", describe the trigger(s) in the text box.

a. New Hires to SES (PWD)	Yes n/a	No 0
---------------------------	---------	------

b. New Hires to GS-15(PWD)	Yes x	No 0
----------------------------	-------	------

c. New Hires to GS-14 (PWD)	Yes x	No 0
-----------------------------	-------	------

d. New Hires to GS-13(PWD)	Yes x	No 0
----------------------------	-------	------

Yes, there are low participation rates of PWDs in each category of senior grade levels.

EEOC FORM

U.S. Equal Employment Opportunity Commission

FEDERAL AGENCY ANNUAL EEO PROGRAM STATUS REPORT

4. Using the qualified applicant pool as the benchmark, does your agency have a trigger involving PWTD among the new hires to the senior grade levels? For non-GS pay plans, please use the approximate senior grade levels. If "yes", describe the trigger(s) in the text box.

a. New Hires to SES (PWTD)	Yes n/a	No 0
b. New Hires to GS-15 (PWTD)	Yes x	No 0
c. New Hires to GS-14 (PWTD)	Yes x	No 0
d. New Hires to GS-13 (PWTD)	Yes x	No 0

Yes, there are low participation rates of PWTDs in each category of senior grade levels.

5. Does your agency have a trigger involving PWD among the qualified *internal* applicants and/or selectees for promotions to supervisory positions? (The appropriate benchmarks are the relevant applicant pool for qualified internal applicants and the qualified applicant pool for selectees.) If "yes", describe the trigger(s) in the text box.

a. Executives

i. Qualified Internal Applicants (PWD)	Yes n/a	No 0
ii. Internal Selections (PWD)	Yes n/a	No 0

b. Managers

i. Qualified Internal Applicants (PWD)	Yes x	No 0
ii. Internal Selections (PWD)	Yes x	No 0

c. Supervisors

i. Qualified Internal Applicants (PWD)	Yes x	No 0
ii. Internal Selections (PWD)	Yes x	No 0

There is a lower than expected participation rate for PWD in the Executive ranks.

EEOC FORM
U.S. Equal Employment Opportunity Commission
FEDERAL AGENCY ANNUAL EEO PROGRAM STATUS REPORT

6. Does your agency have a trigger involving PWTD among the qualified *internal* applicants and/or selectees for promotions to supervisory positions? (The appropriate benchmarks are the relevant applicant pool for qualified internal applicants and the qualified applicant pool for selectees.) If "yes", describe the trigger(s) in the text box.

a. Executives

i. Qualified Internal Applicants (PWTD)	Yes n/a	No 0
ii. Internal Selections (PWTD)	Yes n/a	No 0

b. Managers

i. Qualified Internal Applicants (PWTD)	Yes x	No 0
ii. Internal Selections (PWTD)	Yes x	No 0

c. Supervisors

i. Qualified Internal Applicants (PWTD)	Yes x	No 0
ii. Internal Selections (PWTD)	Yes x	No 0

There is a lower than expected participation rate for PWTD in the Executive ranks.

7. Using the qualified applicant pool as the benchmark, does your agency have a trigger involving PWD among the selectees for new hires to supervisory positions? If "yes", describe the trigger(s) in the text box.

a. New Hires for Executives (PWD)	Yes n/a	No 0
b. New Hires for Managers (PWD)	Yes x	No 0
c. New Hires for Supervisors (PWD)	Yes x	No 0

There is a lower than expected participation rate for PWD among the selectees for new hires to supervisory positions.

8. Using the qualified applicant pool as the benchmark, does your agency have a trigger involving PWTD among the selectees for new hires to supervisory positions? If "yes", describe the trigger(s) in the text box.

a. New Hires for Executives (PWTD)	Yes n/a	No 0
b. New Hires for Managers (PWTD)	Yes x	No 0
c. New Hires for Supervisors (PWTD)	Yes x	No 0

EEOC FORM
U.S. Equal Employment Opportunity Commission
FEDERAL AGENCY ANNUAL EEO PROGRAM STATUS REPORT

There is a lower than expected participation rate for PWTD among the selectees for new hires to supervisory positions.

Section V: Plan to Improve Retention of Persons with Disabilities

To be a model employer for persons with disabilities, agencies must have policies and programs in place to retain employees with disabilities. In this section, agencies should: (1) analyze workforce separation data to identify barriers retaining employees with disabilities; (2) describe efforts to ensure accessibility of technology and facilities; and (3) provide information on the reasonable accommodation program and workplace personal assistance services.

A. VOLUNTARY AND INVOLUNTARY SEPARATIONS

1. In this reporting period, did the agency convert all eligible Schedule A employees with a disability into the competitive service after two years of satisfactory service (5 C.F.R. § 213.3102(u)(6)(i))? If "no", please explain why the agency did not convert all eligible Schedule A employees.

Yes ☒ No ☐ N/A

One Schedule A appointee came on board as a GS-14 level Accountant on 08/07/2016 and was converted to competitive status August 2018. The employee is still employed at the FTC as a GS-15/4 level Accountant.

2. Using the inclusion rate as the benchmark, did the percentage of PWD among voluntary and involuntary separations exceed that of persons without disabilities? If "yes", describe the trigger below.

a. Voluntary Separations (PWD)	Yes <input type="checkbox"/>	No <input checked="" type="checkbox"/>
b. Involuntary Separations (PWD)	Yes <input type="checkbox"/>	No <input checked="" type="checkbox"/>

N/A

3. Using the inclusion rate as the benchmark, did the percentage of PWTD among voluntary and involuntary separations exceed that of persons without targeted disabilities? If "yes", describe the trigger below.

a. Voluntary Separations (PWTD)	Yes <input type="checkbox"/>	No <input checked="" type="checkbox"/>
b. Involuntary Separations (PWTD)	Yes <input type="checkbox"/>	No <input checked="" type="checkbox"/>

EEOC FORM
U.S. Equal Employment Opportunity Commission
FEDERAL AGENCY ANNUAL EEO PROGRAM STATUS REPORT

N/A

4. If a trigger exists involving the separation rate of PWD and/or PWTD, please explain why they left the agency using exit interview results and other data sources.

N/A

B. ACCESSIBILITY OF TECHNOLOGY AND FACILITIES

Pursuant to 29 C.F.R. § 1614.203(d)(4), federal agencies are required to inform applicants and employees of their rights under Section 508 of the Rehabilitation Act of 1973 (29 U.S.C. § 794(b), concerning the accessibility of agency technology, and the Architectural Barriers Act of 1968 (42 U.S.C. § 4151-4157), concerning the accessibility of agency facilities. In addition, agencies are required to inform individuals where to file complaints if other agencies are responsible for a violation.

1. Please provide the internet address on the agency's public website for its notice explaining employees' and applicants' rights under Section 508 of the Rehabilitation Act, including a description of how to file a complaint.

<https://www.ftc.gov/site-information/accessibility>

How to file a complaint:

The FTC is committed to making the information it delivers through its Internet site accessible for all members of the public, including individuals with disabilities. In the spirit of this commitment, the FTC strives to provide electronic and information technology that meets or exceeds the compliance requirements of Section 508 of the Rehabilitation Act of 1973, as amended.

If an individual has feedback, concerns or complaints related to the accessibility of electronic and information technology provided by the FTC, including content on the web site, they may contact the FTC Section 508 Coordinator via email at Section508compliance@FTC.gov (link sends e-mail).

Individuals may also send complaints regarding Section 508 to the following address:

U.S. Equal Employment Opportunity Commission
FEDERAL AGENCY ANNUAL EEO PROGRAM STATUS REPORT

Room HQ-683
Information Assurance
ATTN: Section 508 Compliance
Federal Trade Commission
600 Pennsylvania Ave., NW
Washington, DC 20580

2. Please provide the internet address on the agency's public website for its notice explaining employees' and applicants' rights under the Architectural Barriers Act, including a description of how to file a complaint.

While the Architectural Barriers Act of 1968 (ABA), as amended, (42 U.S.C. §§ 4151-4157) is cited in Chapter 3, Section 300, Disability Anti-Discrimination Policy and Reasonable Accommodation Procedures Policy, and on the reasonable accommodation request form (FTC Form 641), there is not currently a link explaining employees' and applicants' rights under the ABA, nor a description of how to file a complaint on the FTC's public website. In FY 19, the website will be updated to include this information for employees and applicants.

3. Describe any programs, policies, or practices that the agency has undertaken, or plans on undertaking over the next fiscal year, designed to improve accessibility of agency facilities and/or technology.

In FY 19, the FTC will update its public facing website to include a notice explaining employees' and applicants' rights under the ABA, including a description of how to file a complaint. Currently the DPM serves as a contact for employees who encounter barriers to accessibility of agency facilities and/or technology. In cases where a barrier is identified, the DPM partners with the Office of the Chief Administrative Services Officer and/or the Office of the Chief Information Officer when necessary to ensure the barrier is identified and an effective accommodation is implemented to accord the employee equal access to agency facilities and/or technology. As the FTC Headquarters Office is a historical building, which can present some barriers to individuals with mobility impairments, the agency is open to and has historically been able to accommodate employees with more significant physical barriers with office assignments in its Constitution Center location when necessary, as this facility is more accessible.

C. REASONABLE ACCOMMODATION PROGRAM

Pursuant to 29 C.F.R. § 1614.203(d)(3), agencies must adopt, post on their public website, and make available to all job applicants and employees, reasonable accommodation procedures.

1. Please provide the average time frame for processing initial requests for reasonable accommodations during the reporting period. (Please do not include previously approved requests with repetitive accommodations, such as interpreting services.)

In FY 18, 98% of reasonable accommodation requests were processed within the timeframe set forth in its reasonable accommodation procedures. The FTC processed sixty-five reasonable accommodation requests in FY 18. The average time to process a request was 2 business days, which falls under the 10-business day processing policy. However, one reasonable accommodation request was processed untimely. The request was processed in 14 days. The employee was, however, kept apprised of the decision-making process by the DPM and management.

2. Describe the effectiveness of the policies, procedures, or practices to implement the agency's reasonable accommodation program. Some examples of an effective program include timely processing requests, timely providing approved accommodations, conducting training for managers and supervisors, and monitoring accommodation requests for trends.

The FTC remains committed to overseeing a model reasonable accommodation program. To support its efforts, the agency continues to conduct reasonable accommodation related training to managers in order to keep their knowledge up to date. During FY 18, managers were provided with the following training opportunities:

- ✓ **FTC Supervisory Development Training and Refresher Sessions:** HCMO, in collaboration with the Office of General Council (OGC) and EEOWI, facilitated two panel discussions, one for new supervisors and a refresher course for supervisors who have previously completed the Supervisory Development Training program. Panelists included an Employee Relations/Labor Relations Specialist (HCMO), the Disability Program Manager (HCMO), a General Counsel Attorney (OGC), and an Attorney Advisor (EEOWI). The DPM outlined the FTC's Reasonable Accommodation procedures for new supervisors and briefed seasoned managers on the Schedule A Hiring authority.
- ✓ **Introduction to Reasonable Accommodation:** The DPM facilitated an Introduction to Reasonable Accommodation training session to provide new management in the Bureau of Consumer Protection with the skills and resources necessary for processing requests and fostering an inclusive environment. Managers were provided with guidance and practical application for acknowledging and responding to requests through the FTC Reasonable

EEOC FORM
U.S. Equal Employment Opportunity Commission
FEDERAL AGENCY ANNUAL EEO PROGRAM STATUS REPORT

Accommodation process.

✓ **FMLA: Intermittent Leave Compliance Workshop:**

The training addressed how to identify, evaluate and resolve issues related to administering intermittent FMLA leave.

Additionally, the DPM actively engaged in the interactive process with all accommodation requests to help facilitate timely processing of all requests received by FTC management. In 98% of accommodation requests submitted, timely processing was granted, with an average processing window of 2 business days. In cases where FTC management did not provide timely responses, the DPM advised management on the importance of timely processing for all future requests received.

Moreover, in celebration of FY 18's National Disability Employment Awareness Month and in support of fostering an inclusive work environment, the DPM collaborated with the Diversity Council Chair to organize two, keynote Speakers, Jennifer Sheehy, Deputy Assistant Secretary for the U.S. Department of Labor's Office of Disability Employment Policy, and John Benison, Director, Office of Departmental Equal Employment Opportunity at the U.S. Housing Urban Development. Both speakers presented interactive workshops on creating, promoting, and sustaining positive employment outcomes for people with disabilities

D. PERSONAL ASSISTANCE SERVICES ALLOWING EMPLOYEES TO PARTICIPATE IN THE WORKPLACE

Pursuant to 29 C.F.R. § 1614.203(d)(5), federal agencies, as an aspect of affirmative action, are required to provide personal assistance services (PAS) to employees who need them because of a targeted disability, unless doing so would impose an undue hardship on the agency.

Describe the effectiveness of the policies, procedures, or practices to implement the PAS requirement. Some examples of an effective program include timely processing requests for PAS, timely providing approved services, conducting training for managers and supervisors, and monitoring PAS requests for trends.

In an effort to meet the requirements outlined in 29 C.F.R. § 1614.203(d)(5), the Office of EEO in partnership with OGC, Employee Relations/Labor Relations and the DPM, established a policy and procedures for the provision of Personal Assistance Services for FTC employees. The proposed draft was submitted to EEOC in December 2017 for review and approval. The FTC did not receive any requests for PAS from applicants or employees in FY 18, but is prepared to approve and implement requests for PAS where a need is demonstrated.

Section VI: EEO Complaint and Findings Data

A. EEO COMPLAINT DATA INVOLVING HARASSMENT

1. During the last fiscal year, did a higher percentage of PWD file a formal EEO complaint alleging harassment, as compared to the government-wide average?

Yes 0 No x N/A 0

2. During the last fiscal year, did any complaints alleging harassment based on disability status result in a finding of discrimination or a settlement agreement?

Yes 0 No 0 N/A 0

3. If the agency had one or more findings of discrimination alleging harassment based on disability status during the last fiscal year, please describe the corrective measures taken by the agency.

N/A

B. EEO COMPLAINT DATA INVOLVING REASONABLE ACCOMMODATION

1. During the last fiscal year, did a higher percentage of PWD file a formal EEO complaint alleging failure to provide a reasonable accommodation, as compared to the government-wide average?

Yes 0 No x N/A 0

2. During the last fiscal year, did any complaints alleging failure to provide reasonable accommodation result in a finding of discrimination or a settlement agreement?

Yes 0 No x N/A 0

3. If the agency had one or more findings of discrimination involving the failure to provide a reasonable accommodation during the last fiscal year, please describe the corrective measures taken by the agency.

There were no findings of discrimination involving the agency's failure to provide a reasonable accommodation during FY 2018.

Section VII: Identification and Removal of Barriers

Element D of MD-715 requires agencies to conduct a barrier analysis when a trigger suggests that a policy, procedure, or practice may be impeding the employment opportunities of a protected EEO group.

EEOC FORM

U.S. Equal Employment Opportunity Commission
FEDERAL AGENCY ANNUAL EEO PROGRAM STATUS REPORT

1. Has the agency identified any barriers (policies, procedures, and/or practices) that affect employment opportunities for PWD and/or PWTD?

Yes ☒ No ☐
2. Has the agency established a plan to correct the barrier(s) involving PWD and/or PWTD?

Yes ☒ No ☐ N/A ☐
3. Identify each trigger and plan to remove the barrier(s), including the identified barrier(s), objective(s), responsible official(s), planned activities, and, where applicable, accomplishments.

Trigger 1	The lower than expected participation rates of persons with disabilities and persons with targeted disabilities in the agency's total workforce, as compared to the goals of 12% and 2% respectively.	
Barrier(s)	Managers require additional training both in regards to recruiting individuals with disabilities and creating an inclusive work environment for differently abled individuals. Although a resurvey was conducted during FY 18, we need to educate employees about the purpose of collecting this sensitive health information to ensure current, accurate data. FTC employees are especially focused on data security and the perception that the federal government cannot keep this information private and secure has been voiced as a concern from managers.	
Objective(s)	Offer annual Schedule A hiring authority training for managers and re-survey the agency, as well as encourage employees to verify accuracy of disability information in Employee Express portal.	
Responsible Official(s)		Performance Standards Address the Plan? (Yes or No)
DPM and EEO/EEOWI Director		Yes
Barrier Analysis Process Completed? (Yes or No)		Barrier(s) Identified? (Yes or No)
Yes		Yes
Sources of Data	Sources Reviewed? (Yes or No)	Identify Information Collected
Workforce Data Tables	Yes	
Complaint Data (Trends)	No	
Grievance Data (Trends)	No	
Findings from Decisions (e.g., EEO, Grievance, MSPB, Anti-Harassment Processes)	Yes	
Climate Assessment Survey (e.g., FEVS)	Yes	FEVS results

EEOC FORM

U.S. Equal Employment Opportunity Commission

FEDERAL AGENCY ANNUAL EEO PROGRAM STATUS REPORT

Exit Interview Data	Yes	Employee Exit Interview Surveys		
Focus Groups	No			
Interviews	No			
Reports (e.g., Congress, EEOC, MSPB, GAO, OPM)	Yes			
Other (Please Describe)	N/A			
Target Date (mm/dd/yyyy)	Planned Activities	Sufficient Staffing & Funding (Yes or No)	Modified Date (mm/dd/yyyy)	Completion Date (mm/dd/yyyy)
09/30/2020	Provide Schedule A training to new managers during the Supervisory Development Program training in FY 19	Yes		Seasoned managers were trained July 2019
09/30/2020	Resurvey FTC population after educational memorandum is issued to outline the purpose of collecting the data	Yes		Resurvey memo was issued by Chief Human Capital Officer and EEO/IE Director on 09/17/18.
09/30/2020	Train not just managers, but also employees on topics to include disability awareness and inclusion, the reasonable accommodation process, etc.	Yes		
Fiscal Year	Accomplishments			
	During FY 18, Schedule A trainings were provided to seasoned managers and the population was resurveyed via SF-256. During FY 19, a memorandum will be issued to employees encouraging them to update their records in Employee Express, specifically their disability status to ensure accuracy and assist with resource allocation			

4. Please explain the factor(s) that prevented the agency from timely completing any of the planned activities.

Activities one and two (training managers and resurvey) were completed timely. Employees have not yet received training beyond 1:1 counseling during meetings with the DPM; however, employee training will be offered in FY 19. The first scheduled training is focused on educating employees about the reasonable accommodation

EEOC FORM

U.S. Equal Employment Opportunity Commission

FEDERAL AGENCY ANNUAL EEO PROGRAM STATUS REPORT

process at the FTC.

5. For the planned activities that were completed, please describe the actual impact of those activities toward eliminating the barrier(s).

During FY 18, employees were resurveyed and Schedule A hiring authority training was provided to seasoned managers. While a portion of managers have now received training during their Supervisory Development Program, not all have received formal training. Additional sessions will be provided in FY 19, and employees will be encouraged to ensure accuracy of their self-identification data via Employee Express.

6. If the planned activities did not correct the trigger(s) and/or barrier(s), please describe how the agency intends to improve the plan for the next fiscal year.

Continue to offer training to both managers and employees and increase/enhance outreach efforts to attract qualified talent for mission critical needs.

Affirmative Action Plan for the Recruitment, Hiring, Advancement, and Retention of Persons with Disabilities

To capture agencies' affirmative action plan for persons with disabilities (PWD) and persons with targeted disabilities (PWTD), EEOC regulations (29 C.F.R. § 1614.203(e)) and MD-715 require agencies to describe how their affirmative action plan will improve the recruitment, hiring, advancement, and retention of applicants and employees with disabilities.

Section I: Efforts to Reach Regulatory Goals

EEOC regulations (29 CFR §1614.203(d)(7)) require agencies to establish specific numerical goals for increasing the participation of persons with disabilities and persons with targeted disabilities in the federal government

1. Using the goal of 12% as the benchmark, does your agency have a trigger involving PWD by grade level cluster in the permanent workforce? If "yes", describe the trigger(s) in the text box.

a. Cluster GS-1 to GS-10 (PWD)

Answer

b. Cluster GS-11 to SES (PWD)

Answer

*For GS employees, please use two clusters: GS-1 to GS-10 and GS-11 to SES, as set forth in 29 C.F.R. § 1614.203(d)(7). For all other pay plans, please use the approximate grade clusters that are above or below GS-11 Step 1 in the Washington, DC metropolitan region.

2. Using the goal of 2% as the benchmark, does your agency have a trigger involving PWTD by grade level cluster in the permanent workforce? If "yes", describe the trigger(s) in the text box.

a. Cluster GS-1 to GS-10 (PWTD)

Answer

b. Cluster GS-11 to SES (PWTD)

Answer

Grade Level Cluster(GS or Alternate Pay Planb)	Total	Reportable Disability		Targeted Disability	
	#	#	%	#	%
Numerical Goal	--	12%		2%	
Grades GS-1 to GS-10	34	1	2.94	5	14.71
Grades GS-11 to SES	997	66	6.62	13	1.30

3. Describe how the agency has communicated the numerical goals to the hiring managers and/or recruiters.

Section II: Model Disability Program

Pursuant to 29 C.F.R. § 1614.203(d)(1), agencies must ensure sufficient staff, training and resources to recruit and hire persons with disabilities and persons with targeted disabilities, administer the reasonable accommodation program and special emphasis program, and oversee any other disability hiring and advancement program the agency has in place.

A. PLAN TO PROVIDE SUFFICIENT & COMPETENT STAFFING FOR THE DISABILITY PROGRAM

- 1.

Has the agency designated sufficient qualified personnel to implement its disability program during the reporting period? If "no", describe the agency's plan to improve the staffing for the upcoming year.

Answer

2. Identify all staff responsible for implementing the agency's disability employment program by the office, staff employment status, and responsible official.

Disability Program Task	# of FTE Staff By Employment Status			Responsible Official (Name, Title, Office Email)
	Full Time	Part Time	Collateral Duty	

3. Has the agency provided disability program staff with sufficient training to carry out their responsibilities during the reporting period? If "yes", describe the training that disability program staff have received. If "no", describe the training planned for the upcoming year.

Answer

B. PLAN TO ENSURE SUFFICIENT FUNDING FOR THE DISABILITY PROGRAM

Has the agency provided sufficient funding and other resources to successfully implement the disability program during the reporting period? If "no", describe the agency's plan to ensure all aspects of the disability program have sufficient funding and other resources.

Answer

Section III: Program Deficiencies In The Disability Program

Brief Description of Program Deficiency	C.2.c.1. Does the agency post its procedures for processing requests for Personal Assistance Services on its public website? [see 29 CFR §1614.203(d)(5)(v)] If "yes", please provide the internet address in the comments column.		
Objective	To post the FTC's Personal Assistance Policy and Procedures on the intranet and public website.		
Target Date	Jan 3, 2018		
Completion Date			
Planned Activities	<u>Target Date</u>	<u>Completion Date</u>	<u>Planned Activity</u>
	Sep 30, 2019		None
Accomplishments	<u>Fiscal Year</u>	<u>Accomplishment</u>	
	2018	None	

Section IV: Plan to Recruit and Hire Individuals with Disabilities

Pursuant to 29 C.F.R. §1614.203(d)(1)(i) and (ii), agencies must establish a plan to increase the recruitment and hiring of individuals with disabilities. The questions below are designed to identify outcomes of the agency's recruitment program plan for PWD and PWTD

A. PLAN TO IDENTIFY JOB APPLICATIONS WITH DISABILITIES

1. Describe the programs and resources the agency uses to identify job applicants with disabilities, including individuals with targeted disabilities.

2. Pursuant to 29 C.F.R. §1614.203(a)(3), describe the agency's use of hiring authorities that take disability into account (e.g., Schedule A) to recruit PWD and PWTD for positions in the permanent workforce
-
3. When individuals apply for a position under a hiring authority that takes disability into account (e.g., Schedule A), explain how the agency (1) determines if the individual is eligible for appointment under such authority; and, (2) forwards the individual's application to the relevant hiring officials with an explanation of how and when the individual may be appointed.
-
4. Has the agency provided training to all hiring managers on the use of hiring authorities that take disability into account (e.g., Schedule A)? If "yes", describe the type(s) of training and frequency. If "no", describe the agency's plan to provide this training.

Answer

B. PLAN TO ESTABLISH CONTACTS WITH DISABILITY EMPLOYMENT ORGANIZATIONS

Describe the agency's efforts to establish and maintain contacts with organizations that assist PWD, including PWTD, in securing and maintaining employment.

C. PROGRESSION TOWARDS GOALS (RECRUITMENT AND HIRING)

1. Using the goals of 12% for PWD and 2% for PWTD as the benchmarks, do triggers exist for PWD and/or PWTD among the new hires in the permanent workforce? If "yes", please describe the triggers below.

a. New Hires for Permanent Workforce (PWD)

Answer

b. New Hires for Permanent Workforce (PWTD)

Answer

New Hires	Total (#)	Reportable Disability		Targeted Disability	
		Permanent Workforce (%)	Temporary Workforce (%)	Permanent Workforce (%)	Temporary Workforce (%)
% of Total Applicants					
% of Qualified Applicants					
% of New Hires					

2. Using the qualified applicant pool as the benchmark, do triggers exist for PWD and/or PWTD among the new hires for any of the mission- critical occupations (MCO)? If "yes", please describe the triggers below. Select "n/a" if the applicant data is not available for your agency, and describe your plan to provide the data in the text box.

a. New Hires for MCO (PWD)

Answer

b. New Hires for MCO (PWTD)

Answer

New Hires to Mission-Critical Occupations	Total (#)	Reportable Disability		Targetable Disability	
		Qualified Applicants (%)	New Hires (%)	Qualified Applicants (%)	New Hires (%)
Numerical Goal	--	12%		2%	

3. Using the relevant applicant pool as the benchmark, do triggers exist for PWD and/or PWTB among the qualified internal applicants for any of the mission-critical occupations (MCO)? If "yes", please describe the triggers below. Select "n/a" if the applicant data is not available for your agency, and describe your plan to provide the data in the text box.

a. Qualified Applicants for MCO (PWD) Answer

b. Qualified Applicants for MCO (PWTB) Answer

4. Using the qualified applicant pool as the benchmark, do triggers exist for PWD and/or PWTB among employees promoted to any of the mission-critical occupations (MCO)? If "yes", please describe the triggers below. Select "n/a" if the applicant data is not available for your agency, and describe your plan to provide the data in the text box.

a. Promotions for MCO (PWD) Answer

b. Promotions for MCO (PWTB) Answer

Section V: Plan to Ensure Advancement Opportunities for Employees with Disabilities

Pursuant to 29 C.F.R. §1614.203(d)(1)(iii), agencies are required to provide sufficient advancement opportunities for employees with disabilities. Such activities might include specialized training and mentoring programs, career development opportunities, awards programs, promotions, and similar programs that address advancement. In this section, agencies should identify, and provide data on programs designed to ensure advancement opportunities for employees with disabilities.

A. ADVANCEMENT PROGRAM PLAN

Describe the agency's plan to ensure PWD, including PWTB, have sufficient opportunities for advancement.

B. CAREER DEVELOPMENT OPPORTUNITIES

1. Please describe the career development opportunities that the agency provides to its employees.

2. In the table below, please provide the data for career development opportunities that require competition and/or supervisory recommendation/ approval to participate.

Career Development Opportunities	Total Participants		PWD		PWTB	
	Applicants (#)	Selectees (#)	Applicants (%)	Selectees (%)	Applicants (%)	Selectees (%)

3. Do triggers exist for PWD among the applicants and/or selectees for any of the career development programs? (The appropriate benchmarks are the relevant applicant pool for the applicants and the applicant pool for selectees.) If "yes",

describe the trigger(s) in the text box. Select "n/a" if the applicant data is not available for your agency, and describe your plan to provide the data in the text box.

a. Applicants (PWD)

Answer

b. Selections (PWD)

Answer

4. Do triggers exist for PWTD among the applicants and/or selectees for any of the career development programs? (The appropriate benchmarks are the relevant applicant pool for the applicants and the applicant pool for selectees.) If "yes", describe the trigger(s) in the text box. Select "n/a" if the applicant data is not available for your agency, and describe your plan to provide the data in the text box.

a. Applicants (PWTD)

Answer

b. Selections (PWTD)

Answer

C. AWARDS

1. Using the inclusion rate as the benchmark, does your agency have a trigger involving PWD and/or PWTD for any level of the time-off awards, bonuses, or other incentives? If "yes", please describe the trigger(s) in the text box.

a. Awards, Bonuses, & Incentives (PWD)

Answer

b. Awards, Bonuses, & Incentives (PWTD)

Answer

Time-Off Awards	Total (#)	Reportable Disability %	Without Reportable Disability %	Targeted Disability %	Without Targeted Disability %
Time-Off Awards: 1-9 hours : Total Time-Off Awards Given	264	8.71	85.23	1.52	7.20
Time-Off Awards: 9+ hours : Total Time-Off Awards Given	218	6.42	87.16	0.92	5.50

Cash Awards	Total (#)	Reportable Disability %	Without Reportable Disability %	Targeted Disability %	Without Targeted Disability %
Cash Awards: \$100 - \$500: Total Cash Awards Given	628	7.64	92.36	0.96	6.69
Cash Awards: \$501+: Total Cash Awards Given	911	6.70	93.30	1.54	5.16

2. Using the inclusion rate as the benchmark, does your agency have a trigger involving PWD and/or PWTD for quality step increases or performance-based pay increases? If "yes", please describe the trigger(s) in the text box.

a. Pay Increases (PWD)

Answer

b. Pay Increases (PWTD)

Answer

Other Awards	Total (#)	Reportable Disability %	Without Reportable Disability %	Targeted Disability %	Without Targeted Disability %
Quality Step Increases (QSI): Total QSIs Awarded	324	5.56	94.44	0.93	4.63
Performance Based Pay Increase	0	0.00	0.00	0.00	0.00

3. If the agency has other types of employee recognition programs, are PWD and/or PWTB recognized disproportionately less than employees without disabilities? (The appropriate benchmark is the inclusion rate.) If "yes", describe the employee recognition program and relevant data in the text box.

a. Other Types of Recognition (PWD) Answer

b. Other Types of Recognition (PWTB) Answer

D. PROMOTIONS

1. Does your agency have a trigger involving PWD among the qualified internal applicants and/or selectees for promotions to the senior grade levels? (The appropriate benchmarks are the relevant applicant pool for qualified internal applicants and the qualified applicant pool for selectees.) For non-GS pay plans, please use the approximate senior grade levels. If "yes", describe the trigger(s) in the text box. Select "n/a" if the applicant data is not available for your agency, and describe your plan to provide the data in the text box.

a. SES

i. Qualified Internal Applicants (PWD) Answer

ii. Internal Selections (PWD) Answer

b. Grade GS-15

i. Qualified Internal Applicants (PWD) Answer

ii. Internal Selections (PWD) Answer

c. Grade GS-14

i. Qualified Internal Applicants (PWD) Answer

ii. Internal Selections (PWD) Answer

d. Grade GS-13

i. Qualified Internal Applicants (PWD) Answer

ii. Internal Selections (PWD) Answer

2. Does your agency have a trigger involving PWTB among the qualified internal applicants and/or selectees for promotions to the senior grade levels? (The appropriate benchmarks are the relevant applicant pool for qualified internal applicants and the qualified applicant pool for selectees.) For non-GS pay plans, please use the approximate senior grade levels. If "yes", describe the trigger(s) in the text box. Select "n/a" if the applicant data is not available for your agency, and describe your plan to provide the data in the text box.

a. SES

i. Qualified Internal Applicants (PWTB) Answer

ii. Internal Selections (PWTB) Answer

b. Grade GS-15

i. Qualified Internal Applicants (PWTB) Answer

ii. Internal Selections (PWTB) Answer

c. Grade GS-14

- | | |
|---|--------|
| i. Qualified Internal Applicants (PWTD) | Answer |
| ii. Internal Selections (PWTD) | Answer |

d. Grade GS-13

- | | |
|---|--------|
| i. Qualified Internal Applicants (PWTD) | Answer |
| ii. Internal Selections (PWTD) | Answer |

3. Using the qualified applicant pool as the benchmark, does your agency have a trigger involving PWD among the new hires to the senior grade levels? For non-GS pay plans, please use the approximate senior grade levels. If "yes", describe the trigger(s) in the text box. Select "n/a" if the applicant data is not available for your agency, and describe your plan to provide the data in the text box.

- | | |
|-----------------------------|--------|
| a. New Hires to SES (PWD) | Answer |
| b. New Hires to GS-15 (PWD) | Answer |
| c. New Hires to GS-14 (PWD) | Answer |
| d. New Hires to GS-13 (PWD) | Answer |

4. Using the qualified applicant pool as the benchmark, does your agency have a trigger involving PWTD among the new hires to the senior grade levels? For non-GS pay plans, please use the approximate senior grade levels. If "yes", describe the trigger(s) in the text box. Select "n/a" if the applicant data is not available for your agency, and describe your plan to provide the data in the text box.

- | | |
|------------------------------|--------|
| a. New Hires to SES (PWTD) | Answer |
| b. New Hires to GS-15 (PWTD) | Answer |
| c. New Hires to GS-14 (PWTD) | Answer |
| d. New Hires to GS-13 (PWTD) | Answer |

5. Does your agency have a trigger involving PWD among the qualified internal applicants and/or selectees for promotions to supervisory positions? (The appropriate benchmarks are the relevant applicant pool for qualified internal applicants and the qualified applicant pool for selectees.) If "yes", describe the trigger(s) in the text box. Select "n/a" if the applicant data is not available for your agency, and describe your plan to provide the data in the text box.

a. Executives

- | | |
|--|--------|
| i. Qualified Internal Applicants (PWD) | Answer |
| ii. Internal Selections (PWD) | Answer |

b. Managers

- | | |
|--|--------|
| i. Qualified Internal Applicants (PWD) | Answer |
| ii. Internal Selections (PWD) | Answer |

c. Supervisors

- | | |
|--|--------|
| i. Qualified Internal Applicants (PWD) | Answer |
| ii. Internal Selections (PWD) | Answer |

6. Does your agency have a trigger involving PWTD among the qualified internal applicants and/or selectees for promotions to supervisory positions? (The appropriate benchmarks are the relevant applicant pool for qualified internal applicants and the qualified applicant pool for selectees.) If "yes", describe the trigger(s) in the text box. Select "n/a" if the applicant data is not available for your agency, and describe your plan to provide the data in the text box.

a. Executives

- | | |
|---|--------|
| i. Qualified Internal Applicants (PWTD) | Answer |
| ii. Internal Selections (PWTD) | Answer |

b. Managers

- | | |
|---|--------|
| i. Qualified Internal Applicants (PWTD) | Answer |
| ii. Internal Selections (PWTD) | Answer |

c. Supervisors

- | | |
|---|--------|
| i. Qualified Internal Applicants (PWTD) | Answer |
| ii. Internal Selections (PWTD) | Answer |

7. Using the qualified applicant pool as the benchmark, does your agency have a trigger involving PWD among the selectees for new hires to supervisory positions? If "yes", describe the trigger(s) in the text box. Select "n/a" if the applicant data is not available for your agency, and describe your plan to provide the data in the text box.

- | | |
|------------------------------------|--------|
| a. New Hires for Executives (PWD) | Answer |
| b. New Hires for Managers (PWD) | Answer |
| c. New Hires for Supervisors (PWD) | Answer |

8. Using the qualified applicant pool as the benchmark, does your agency have a trigger involving PWTD among the selectees for new hires to supervisory positions? If "yes", describe the trigger(s) in the text box. Select "n/a" if the applicant data is not available for your agency, and describe your plan to provide the data in the text box.

- | | |
|-------------------------------------|--------|
| a. New Hires for Executives (PWTD) | Answer |
| b. New Hires for Managers (PWTD) | Answer |
| c. New Hires for Supervisors (PWTD) | Answer |

Section VI: Plan to Improve Retention of Persons with Disabilities

To be model employer for persons with disabilities, agencies must have policies and programs in place to retain employees with disabilities. In this section, agencies should: (1) analyze workforce separation data to identify barriers retaining employees with disabilities; (2) describe efforts to ensure accessibility of technology and facilities; and (3) provide information on the reasonable accommodation program and workplace assistance services.

A. VOLUNTARY AND INVOLUNTARY SEPARATIONS

1. In this reporting period, did the agency convert all eligible Schedule A employees with a disability into the competitive service after two years of satisfactory service (5 C.F.R. § 213.3102(u)(6)(i))? If "no", please explain why the agency did not convert all eligible Schedule A employees.

Answer

2. Using the inclusion rate as the benchmark, did the percentage of PWD among voluntary and involuntary separations exceed that of persons without disabilities? If "yes", describe the trigger below.

a. Voluntary Separations (PWD)

Answer

b. Involuntary Separations (PWD)

Answer

Separations	Total #	Reportable Disabilities %	Without Reportable Disabilities %
Total Separations	110	12.73	87.27
Involuntary Separations	0	0.00	0.00
Voluntary Separation	110	12.73	87.27

3. Using the inclusion rate as the benchmark, did the percentage of PWTD among voluntary and involuntary separations exceed that of persons without targeted disabilities? If "yes", describe the trigger below.

a. Voluntary Separations (PWTD)

Answer

b. Involuntary Separations (PWTD)

Answer

Separations	Total #	Targeted Disabilities %	Without Targeted Disabilities %
Total Separations	110	0.00	100.00
Involuntary Separations	0	0.00	0.00
Voluntary Separation	110	0.00	100.00

4. If a trigger exists involving the separation rate of PWD and/or PWTD, please explain why they left the agency using exit interview results and other data sources.

B. ACCESSIBILITY OF TECHNOLOGY AND FACILITIES

Pursuant to 29 CFR §1614.203(d)(4), federal agencies are required to inform applicants and employees of their rights under Section 508 of the Rehabilitation Act of 1973 (29 U.S.C. § 794(b)), concerning the accessibility of agency technology, and the Architectural Barriers Act of 1968 (42 U.S.C. § 4151-4157), concerning the accessibility of agency facilities. In addition, agencies are required to inform individuals where to file complaints if other agencies are responsible for a violation.

1. Please provide the internet address on the agency's public website for its notice explaining employees' and applicants' rights under Section 508 of the Rehabilitation Act, including a description of how to file a complaint.

-
2. Please provide the internet address on the agency's public website for its notice explaining employees' and applicants' rights under the Architectural Barriers Act, including a description of how to file a complaint.
-

3. Describe any programs, policies, or practices that the agency has undertaken, or plans on undertaking over the next fiscal year, designed to improve accessibility of agency facilities and/or technology.
-

C. REASONABLE ACCOMMODATION PROGRAM

Pursuant to 29 C.F.R. § 1614.203(d)(3), agencies must adopt, post on their public website, and make available to all job applicants and employees, reasonable accommodation procedures.

1. Please provide the average time frame for processing initial requests for reasonable accommodations during the reporting period. (Please do not include previously approved requests with repetitive accommodations, such as interpreting services.)
-
2. Describe the effectiveness of the policies, procedures, or practices to implement the agency's reasonable accommodation program. Some examples of an effective program include timely processing requests, timely providing approved accommodations, conducting training for managers and supervisors, and monitoring accommodation requests for trends.
-

D. PERSONAL ASSISTANCE SERVICES ALLOWING EMPLOYEES TO PARTICIPATE IN THE WORKPLACE

Pursuant to 29 CFR §1614.203(d)(5), federal agencies, as an aspect of affirmative action, are required to provide personal assistance services (PAS) to employees who need them because of a targeted disability, unless doing so would impose an undue hardship on the agency.

Describe the effectiveness of the policies, procedures, or practices to implement the PAS requirement. Some examples of an effective program include timely processing requests for PAS, timely providing approved services, conducting training for managers and supervisors, and monitoring PAS requests for trends.

Section VII: EEO Complaint and Findings Data

A. EEO COMPLAINT DATA INVOLVING HARASSMENT

1. During the last fiscal year, did a higher percentage of PWD file a formal EEO complaint alleging harassment, as compared to the governmentwide average?

Answer

2. During the last fiscal year, did any complaints alleging harassment based on disability status result in a finding of discrimination or a settlement agreement?

Answer

3. If the agency had one or more findings of discrimination alleging harassment based on disability status during the last fiscal year, please describe the corrective measures taken by the agency.

B. EEO COMPLAINT DATA INVOLVING REASONABLE ACCOMMODATION

1. During the last fiscal year, did a higher percentage of PWD file a formal EEO complaint alleging failure to provide a reasonable accommodation, as compared to the government-wide average?

Answer

2. During the last fiscal year, did any complaints alleging failure to provide reasonable accommodation result in a finding of discrimination or a settlement agreement?

Answer

3. If the agency had one or more findings of discrimination involving the failure to provide a reasonable accommodation during the last fiscal year, please describe the corrective measures taken by the agency.
-

Section VIII: Identification and Removal of Barriers

Element D of MD-715 requires agencies to conduct a barrier analysis when a trigger suggests that a policy, procedure, or practice may be impeding the employment opportunities of a protected EEO group.

1. Has the agency identified any barriers (policies, procedures, and/or practices) that affect employment opportunities for PWD and/or PWTD?

Answer

2. Has the agency established a plan to correct the barrier(s) involving PWD and/or PWTD?

Answer

3. Identify each trigger and plan to remove the barrier(s), including the identified barrier(s), objective(s), responsible official(s), planned activities, and, where applicable, accomplishments

4. Please explain the factor(s) that prevented the agency from timely completing any of the planned activities.
-

5. For the planned activities that were completed, please describe the actual impact of those activities toward eliminating the barrier(s).
-

6. If the planned activities did not correct the trigger(s) and/or barrier(s), please describe how the agency intends to improve the plan for the next fiscal year.
-

APPENDIX A

Table A1: TOTAL WORKFORCE - Distribution by Race/Ethnicity and Sex

Employment Tenure		Total Workforce	Total Workforce Male	Total Workforce Female	Hispanic or Latino Male	Hispanic or Latino Female	White Male	White Female	Black or African American Male	Black or African American Female	Asian Male	Asian Female	Native Hawaiian or Other Pacific Islander Male	Native Hawaiian or Other Pacific Islander Female	American Indian or Alaskan Native Male	American Indian or Alaskan Native Female	Two or More Races Male	Two or More Races Female
Total Workforce: Prior FY	#	1135	567	568	18	26	437	340	71	141	36	54	2	1	2	3	1	3
Total Workforce: Prior FY percent row	%	100	49.96	50.04	1.59	2.29	38.50	29.96	6.26	12.42	3.17	4.76	0.18	0.09	0.18	0.26	0.09	0.26
Total Workforce: Current FY	#	1113	574	539	17	25	435	325	78	128	39	54	2	1	2	1	1	5
Total Workforce: Current FY percent row	%	100	51.57	48.43	1.53	2.25	39.08	29.20	7.01	11.50	3.50	4.85	0.18	0.09	0.18	0.09	0.09	0.45
CLF2010	%	100	51.86	48.14	5.17	4.79	38.33	34.03	5.49	6.53	1.97	1.93	0.07	0.07	0.55	0.53	0.26	0.28
Alternate Benchmark	%	100	0	0	0	0	0	0	0	0	0	0	0	0	0	0	0	0
Difference	#	-22	7	-29	-1	-1	-2	-15	7	-13	3	0	0	0	0	-2	0	2
Ratio Change	%	0.00	1.61	-1.61	-0.06	-0.04	0.58	-0.76	0.75	-0.92	0.33	0.09	0.00	0.00	0.00	-0.17	0.00	0.19
Net Change	%	-1.94	1.23	-5.11	-5.56	-3.85	-0.46	-4.41	9.86	-9.22	8.33	0.00	0.00	0.00	0.00	-66.67	0.00	66.67
Permanent Workforce: Prior FY	#	1066	540	526	18	26	418	313	66	129	33	53	2	1	2	3	1	1
Permanent Workforce: Prior FY percent row	%	100	50.66	49.34	1.69	2.44	39.21	29.36	6.19	12.10	3.10	4.97	0.19	0.09	0.19	0.28	0.09	0.09
Permanent Workforce: Current FY	#	1031	533	498	16	25	407	299	71	116	35	52	2	1	1	1	1	4
Permanent Workforce: Current FY percent row	%	100	51.70	48.30	1.55	2.42	39.48	29.00	6.89	11.25	3.39	5.04	0.19	0.10	0.10	0.10	0.10	0.39
Difference	#	-35	-7	-28	-2	-1	-11	-14	5	-13	2	-1	0	0	-1	-2	0	3
Ratio Change	%	0.00	1.04	-1.04	-0.14	-0.02	0.27	-0.36	0.70	-0.85	0.29	0.07	0.00	0.01	-0.09	-0.18	0.01	0.30
Net Change	%	-3.28	-1.30	-5.32	-11.11	-3.85	-2.63	-4.47	7.58	-10.08	6.06	-1.89	0.00	0.00	-50.00	-66.67	0.00	300.00
Temporary Workforce: Prior FY	#	69	27	42	0	0	19	27	5	12	3	1	0	0	0	0	0	2
Temporary Workforce: Prior FY percent row	%	100	39.13	60.87	0.00	0.00	27.54	39.13	7.25	17.39	4.35	1.45	0.00	0.00	0.00	0.00	0.00	2.90
Temporary Workforce: Current FY	#	82	41	41	1	0	28	26	7	12	4	2	0	0	1	0	0	1
Temporary Workforce: Current FY percent row	%	100	50.00	50.00	1.22	0.00	34.15	31.71	8.54	14.63	4.88	2.44	0.00	0.00	1.22	0.00	0.00	1.22
Difference	#	13	14	-1	1	0	9	-1	2	0	1	1	0	0	1	0	0	-1
Ratio Change	%	0.00	10.87	-10.87	1.22	0.00	6.61	-7.42	1.29	-2.76	0.53	0.99	0.00	0.00	1.22	0.00	0.00	-1.68
Net Change	%	18.84	51.85	-2.38	0.00	0.00	47.37	-3.70	40.00	0.00	33.33	100.00	0.00	0.00	0.00	0.00	0.00	-50.00
Non-Appropriated Workforce: Prior FY	#	0	0	0	0	0	0	0	0	0	0	0	0	0	0	0	0	0
Non-Appropriated Workforce: Prior FY percent row	%	100	0.00	0.00	0.00	0.00	0.00	0.00	0.00	0.00	0.00	0.00	0.00	0.00	0.00	0.00	0.00	0.00
Non-Appropriated Workforce: Current FY	#	0	0	0	0	0	0	0	0	0	0	0	0	0	0	0	0	0
Non-Appropriated Workforce: Current FY percent row	%	100	0.00	0.00	0.00	0.00	0.00	0.00	0.00	0.00	0.00	0.00	0.00	0.00	0.00	0.00	0.00	0.00
Difference	#	0	0	0	0	0	0	0	0	0	0	0	0	0	0	0	0	0
Ratio Change	%	0.00	0.00	0.00	0.00	0.00	0.00	0.00	0.00	0.00	0.00	0.00	0.00	0.00	0.00	0.00	0.00	0.00
Net Change	%	0.00	0.00	0.00	0.00	0.00	0.00	0.00	0.00	0.00	0.00	0.00	0.00	0.00	0.00	0.00	0.00	0.00

Table A2: TOTAL WORKFORCE BY COMPONENT - Distribution by Race/Ethnicity and Sex

Employment Tenure		Total Workforce	Total Workforce Male	Total Workforce Female	Hispanic or Latino Male	Hispanic or Latino Female	White Male	White Female	Black or African American Male	Black or African American Female	Asian Male	Asian Female	Native Hawaiian or Other Pacific Islander Male	Native Hawaiian or Other Pacific Islander Female	American Indian or Alaskan Native Male	American Indian or Alaskan Native Female	Two or More Races Male	Two or More Races Female
FT00	#	1031	533	498	16	25	407	299	71	116	35	52	2	1	1	1	1	4
FT00 percent row	%	100	51.70	48.30	1.55	2.42	39.48	29.00	6.89	11.25	3.39	5.04	0.19	0.10	0.10	0.10	0.10	0.39

Table A3: OCCUPATIONAL CATEGORIES - Distribution by Race/Ethnicity and Sex

[illegible]

Table A4: PARTICIPATION RATES FOR GENERAL SCHEDULE (GS) GRADES by Race/Ethnicity and Sex (Permanent)

Employment Tenure		Total Workforce	Total Workforce Male	Total Workforce Female	Hispanic or Latino Male	Hispanic or Latino Female	White Male	White Female	Black or African American Male	Black or African American Female	Asian Male	Asian Female	Native Hawaiian or Other Pacific Islander Male	Native Hawaiian or Other Pacific Islander Female	American Indian or Alaskan Native Male	American Indian or Alaskan Native Female	Two or More Races Male	Two or More Races Female
GS-01	#	0	0	0	0	0	0	0	0	0	0	0	0	0	0	0	0	0
GS-01 percent row		%	100	0.00	0.00	0.00	0.00	0.00	0.00	0.00	0.00	0.00	0.00	0.00	0.00	0.00	0.00	0.00
GS-02	#	0	0	0	0	0	0	0	0	0	0	0	0	0	0	0	0	0
GS-02 percent row		%	100	0.00	0.00	0.00	0.00	0.00	0.00	0.00	0.00	0.00	0.00	0.00	0.00	0.00	0.00	0.00
GS-03	#	0	0	0	0	0	0	0	0	0	0	0	0	0	0	0	0	0
GS-03 percent row		%	100	0.00	0.00	0.00	0.00	0.00	0.00	0.00	0.00	0.00	0.00	0.00	0.00	0.00	0.00	0.00
GS-04	#	0	0	0	0	0	0	0	0	0	0	0	0	0	0	0	0	0
GS-04 percent row		%	100	0.00	0.00	0.00	0.00	0.00	0.00	0.00	0.00	0.00	0.00	0.00	0.00	0.00	0.00	0.00
GS-05	#	0	0	0	0	0	0	0	0	0	0	0	0	0	0	0	0	0
GS-05 percent row		%	100	0.00	0.00	0.00	0.00	0.00	0.00	0.00	0.00	0.00	0.00	0.00	0.00	0.00	0.00	0.00
GS-06	#	1	0	1	0	0	0	0	0	0	0	1	0	0	0	0	0	0
GS-06 percent row		%	100	0.00	100.00	0.00	0.00	0.00	0.00	0.00	0.00	100.00	0.00	0.00	0.00	0.00	0.00	0.00
GS-07	#	3	0	3	0	1	0	0	0	2	0	0	0	0	0	0	0	0
GS-07 percent row		%	100	0.00	100.00	0.00	33.33	0.00	0.00	66.67	0.00	0.00	0.00	0.00	0.00	0.00	0.00	0.00
GS-08	#	11	3	8	0	2	0	0	3	6	0	0	0	0	0	0	0	0
GS-08 percent row		%	100	27.27	72.73	0.00	18.18	0.00	0.00	54.55	0.00	0.00	0.00	0.00	0.00	0.00	0.00	0.00
GS-09	#	19	6	13	0	0	4	2	1	10	1	1	0	0	0	0	0	0
GS-09 percent row		%	100	31.58	68.42	0.00	0.00	21.05	5.26	52.63	5.26	5.26	0.00	0.00	0.00	0.00	0.00	0.00
GS-10	#	0	0	0	0	0	0	0	0	0	0	0	0	0	0	0	0	0
GS-10 percent row		%	100	0.00	0.00	0.00	0.00	0.00	0.00	0.00	0.00	0.00	0.00	0.00	0.00	0.00	0.00	0.00
GS-11	#	56	22	34	0	5	11	9	10	16	1	2	0	0	0	0	0	2
GS-11 percent row		%	100	39.29	60.71	0.00	8.93	19.64	16.07	28.57	1.79	3.57	0.00	0.00	0.00	0.00	0.00	3.57
GS-12	#	73	33	40	1	1	16	16	13	21	2	1	0	0	1	0	0	1
GS-12 percent row		%	100	45.21	54.79	1.37	1.37	21.92	17.81	28.77	2.74	1.37	0.00	0.00	1.37	0.00	0.00	1.37
GS-13	#	112	54	58	3	1	28	27	19	25	3	4	0	0	0	0	1	1
GS-13 percent row		%	100	48.21	51.79	2.68	0.89	25.00	16.96	22.32	2.68	3.57	0.00	0.00	0.00	0.00	0.89	0.89
GS-14	#	154	81	73	2	4	55	45	12	16	12	7	0	1	0	0	0	0
GS-14 percent row		%	100	52.60	47.40	1.30	2.60	35.71	29.22	10.39	7.79	4.55	0.00	0.65	0.00	0.00	0.00	0.00
GS-15	#	563	309	254	10	10	271	190	11	18	15	35	2	0	0	1	0	0
GS-15 percent row		%	100	54.88	45.12	1.78	1.78	48.13	1.95	3.20	2.66	6.22	0.36	0.00	0.00	0.18	0.00	0.00
All Other (Unspecified GS)	#	0	0	0	0	0	0	0	0	0	0	0	0	0	0	0	0	0
All Other (Unspecified GS) percent row		%	100	0.00	0.00	0.00	0.00	0.00	0.00	0.00	0.00	0.00	0.00	0.00	0.00	0.00	0.00	0.00
Senior Executive Service	#	37	23	14	0	1	20	10	2	2	1	1	0	0	0	0	0	0

Federal Trade Commission

For period covering October 1, 2017 to September 30, 2018.

File Process Date and Time: 05/29/2019 02:13 PM

Employment Tenure		Total Workforce	Total Workforce Male	Total Workforce Female	Hispanic or Latino Male	Hispanic or Latino Female	White Male	White Female	Black or African American Male	Black or African American Female	Asian Male	Asian Female	Native Hawaiian or Other Pacific Islander Male	Native Hawaiian or Other Pacific Islander Female	American Indian or Alaskan Native Male	American Indian or Alaskan Native Female	Two or More Races Male	Two or More Races Female
Senior Executive Service percent row	%	100	62.16	37.84	0.00	2.70	54.05	27.03	5.41	5.41	2.70	2.70	0.00	0.00	0.00	0.00	0.00	0.00
Other Senior Pay (Non-SES)	#	2	2	0	0	0	2	0	0	0	0	0	0	0	0	0	0	0
Other Senior Pay (Non-SES) percent row	%	100	100.00	0.00	0.00	0.00	100.00	0.00	0.00	0.00	0.00	0.00	0.00	0.00	0.00	0.00	0.00	0.00
TOTAL	#	1031	533	498	16	25	407	299	71	116	35	52	2	1	1	1	1	4
TOTAL percent row	%	100	51.70	48.30	1.55	2.42	39.48	29.00	6.89	11.25	3.39	5.04	0.19	0.10	0.10	0.10	0.10	0.39

Table A4: PARTICIPATION RATES FOR GENERAL SCHEDULE (GS) GRADES by Race/Ethnicity and Sex (Temporary)

Employment Tenure		Total Workforce	Total Workforce Male	Total Workforce Female	Hispanic or Latino Male	Hispanic or Latino Female	White Male	White Female	Black or African American Male	Black or African American Female	Asian Male	Asian Female	Native Hawaiian or Other Pacific Islander Male	Native Hawaiian or Other Pacific Islander Female	American Indian or Alaskan Native Male	American Indian or Alaskan Native Female	Two or More Races Male	Two or More Races Female
GS-01	#	1	1	0	0	0	0	0	1	0	0	0	0	0	0	0	0	0
GS-01 percent row	%	100	100.00	0.00	0.00	0.00	0.00	0.00	100.00	0.00	0.00	0.00	0.00	0.00	0.00	0.00	0.00	0.00
GS-02	#	0	0	0	0	0	0	0	0	0	0	0	0	0	0	0	0	0
GS-02 percent row	%	100	0.00	0.00	0.00	0.00	0.00	0.00	0.00	0.00	0.00	0.00	0.00	0.00	0.00	0.00	0.00	0.00
GS-03	#	0	0	0	0	0	0	0	0	0	0	0	0	0	0	0	0	0
GS-03 percent row	%	100	0.00	0.00	0.00	0.00	0.00	0.00	0.00	0.00	0.00	0.00	0.00	0.00	0.00	0.00	0.00	0.00
GS-04	#	2	1	1	0	0	0	0	1	1	0	0	0	0	0	0	0	0
GS-04 percent row	%	100	50.00	50.00	0.00	0.00	0.00	0.00	50.00	50.00	0.00	0.00	0.00	0.00	0.00	0.00	0.00	0.00
GS-05	#	1	0	1	0	0	0	0	0	1	0	0	0	0	0	0	0	0
GS-05 percent row	%	100	0.00	100.00	0.00	0.00	0.00	0.00	0.00	100.00	0.00	0.00	0.00	0.00	0.00	0.00	0.00	0.00
GS-06	#	0	0	0	0	0	0	0	0	0	0	0	0	0	0	0	0	0
GS-06 percent row	%	100	0.00	0.00	0.00	0.00	0.00	0.00	0.00	0.00	0.00	0.00	0.00	0.00	0.00	0.00	0.00	0.00
GS-07	#	31	16	15	1	0	9	9	4	4	2	2	0	0	0	0	0	0
GS-07 percent row	%	100	51.61	48.39	3.23	0.00	29.03	29.03	12.90	12.90	6.45	6.45	0.00	0.00	0.00	0.00	0.00	0.00
GS-08	#	0	0	0	0	0	0	0	0	0	0	0	0	0	0	0	0	0
GS-08 percent row	%	100	0.00	0.00	0.00	0.00	0.00	0.00	0.00	0.00	0.00	0.00	0.00	0.00	0.00	0.00	0.00	0.00
GS-09	#	19	8	11	0	0	8	6	0	4	0	0	0	0	0	0	0	1
GS-09 percent row	%	100	42.11	57.89	0.00	0.00	42.11	31.58	0.00	21.05	0.00	0.00	0.00	0.00	0.00	0.00	0.00	5.26
GS-10	#	0	0	0	0	0	0	0	0	0	0	0	0	0	0	0	0	0
GS-10 percent row	%	100	0.00	0.00	0.00	0.00	0.00	0.00	0.00	0.00	0.00	0.00	0.00	0.00	0.00	0.00	0.00	0.00
GS-11	#	3	1	2	0	0	0	1	0	1	0	0	0	0	1	0	0	0
GS-11 percent row	%	100	33.33	66.67	0.00	0.00	0.00	33.33	0.00	33.33	0.00	0.00	0.00	0.00	33.33	0.00	0.00	0.00
GS-12	#	3	2	1	0	0	2	0	0	1	0	0	0	0	0	0	0	0
GS-12 percent row	%	100	66.67	33.33	0.00	0.00	66.67	0.00	0.00	33.33	0.00	0.00	0.00	0.00	0.00	0.00	0.00	0.00
GS-13	#	4	2	2	0	0	2	2	0	0	0	0	0	0	0	0	0	0
GS-13 percent row	%	100	50.00	50.00	0.00	0.00	50.00	50.00	0.00	0.00	0.00	0.00	0.00	0.00	0.00	0.00	0.00	0.00
GS-14	#	3	2	1	0	0	1	1	0	0	1	0	0	0	0	0	0	0
GS-14 percent row	%	100	66.67	33.33	0.00	0.00	33.33	33.33	0.00	0.00	33.33	0.00	0.00	0.00	0.00	0.00	0.00	0.00
GS-15	#	8	4	4	0	0	3	4	1	0	0	0	0	0	0	0	0	0
GS-15 percent row	%	100	50.00	50.00	0.00	0.00	37.50	50.00	12.50	0.00	0.00	0.00	0.00	0.00	0.00	0.00	0.00	0.00
All Other (Unspecified GS)	#	0	0	0	0	0	0	0	0	0	0	0	0	0	0	0	0	0
All Other (Unspecified GS) percent row	%	100	0.00	0.00	0.00	0.00	0.00	0.00	0.00	0.00	0.00	0.00	0.00	0.00	0.00	0.00	0.00	0.00
Senior Executive Service	#	1	0	1	0	0	0	1	0	0	0	0	0	0	0	0	0	0

Federal Trade Commission

File Process Date and Time: 05/29/2019 02:13 PM

For period covering October 1, 2017 to September 30, 2018.

Employment Tenure		Total Workforce	Total Workforce Male	Total Workforce Female	Hispanic or Latino Male	Hispanic or Latino Female	White Male	White Female	Black or African American Male	Black or African American Female	Asian Male	Asian Female	Native Hawaiian or Other Pacific Islander Male	Native Hawaiian or Other Pacific Islander Female	American Indian or Alaskan Native Male	American Indian or Alaskan Native Female	Two or More Races Male	Two or More Races Female
Senior Executive Service percent row	%	100	0.00	100.00	0.00	0.00	0.00	100.00	0.00	0.00	0.00	0.00	0.00	0.00	0.00	0.00	0.00	0.00
Other Senior Pay (Non-SES)	#	5	3	2	0	0	2	2	0	0	1	0	0	0	0	0	0	0
Other Senior Pay (Non-SES) percent row	%	100	60.00	40.00	0.00	0.00	40.00	40.00	0.00	0.00	20.00	0.00	0.00	0.00	0.00	0.00	0.00	0.00
TOTAL	#	81	40	41	1	0	27	26	7	12	4	2	0	0	1	0	0	1
TOTAL percent row	%	100	49.38	50.62	1.23	0.00	33.33	32.10	8.64	14.81	4.94	2.47	0.00	0.00	1.23	0.00	0.00	1.23

Table A6: PARTICIPATION RATES FOR MAJOR OCCUPATIONS - Distribution by Race/Ethnicity and Sex (Permanent)

Job Title/Series Agency Rate Occupational CLF (Job Title-Series)		Total Workforce	Total Workforce Male	Total Workforce Female	Hispanic or Latino Male	Hispanic or Latino Female	White Male	White Female	Black or African American Male	Black or African American Female	Asian Male	Asian Female	Native Hawaiian or Other Pacific Islander Male	Native Hawaiian or Other Pacific Islander Female	American Indian or Alaskan Native Male	American Indian or Alaskan Native Female	Two or More Races Male	Two or More Races Female
0905: GENERAL ATTORNEY	#	609	311	298	8	13	266	220	17	25	19	38	1	0	0	1	0	1
0905: GENERAL ATTORNEY percent row	%	100	51.07	48.93	1.31	2.13	43.68	36.12	2.79	4.11	3.12	6.24	0.16	0.00	0.00	0.16	0.00	0.16
CLF for Major Occupation 1: GENERAL ATTORNEY	%	100	67.23	32.77	2.51	1.78	60.25	26.4	2.13	2.55	1.82	1.67	0.02	0.01	0.12	0.12	0.2	0.15
0904: LAW CLERK	#	1	1	0	0	0	1	0	0	0	0	0	0	0	0	0	0	0
0904: LAW CLERK percent row	%	100	100.00	0.00	0.00	0.00	100.00	0.00	0.00	0.00	0.00	0.00	0.00	0.00	0.00	0.00	0.00	0.00
CLF for Major Occupation 2: LAW CLERK	%	100	67.23	32.77	2.51	1.78	60.25	26.4	2.13	2.55	1.82	1.67	0.02	0.01	0.12	0.12	0.2	0.15

Federal Trade Commission

File Process Date and Time: 05/29/2019 02:13 PM

Table A8: NEW HIRES BY TYPE OF APPOINTMENT - Distribution by Race/Ethnicity and Sex

Employment Tenure		Total Workforce	Total Workforce Male	Total Workforce Female	Hispanic or Latino Male	Hispanic or Latino Female	White Male	White Female	Black or African American Male	Black or African American Female	Asian Male	Asian Female	Native Hawaiian or Other Pacific Islander Male	Native Hawaiian or Other Pacific Islander Female	American Indian or Alaskan Native Male	American Indian or Alaskan Native Female	Two or More Races Male	Two or More Races Female
Permanent New Hires	#	62	36	26	0	1	25	16	8	5	3	3	0	0	0	0	0	1
Permanent New Hires percent row	%	100	58.06	41.94	0.00	1.61	40.32	25.81	12.90	8.06	4.84	4.84	0.00	0.00	0.00	0.00	0.00	1.61
Temporary New Hires	#	83	36	47	1	0	16	19	13	23	5	5	0	0	1	0	0	0
Temporary New Hires percent row	%	100	43.37	56.63	1.20	0.00	19.28	22.89	15.66	27.71	6.02	6.02	0.00	0.00	1.20	0.00	0.00	0.00
Non-Appropriated New Hires	#	0	0	0	0	0	0	0	0	0	0	0	0	0	0	0	0	0
Non-Appropriated New Hires percent row	%	100	0.00	0.00	0.00	0.00	0.00	0.00	0.00	0.00	0.00	0.00	0.00	0.00	0.00	0.00	0.00	0.00
Total New Hires	#	145	72	73	1	1	41	35	21	28	8	8	0	0	1	0	0	1
Total New Hires percent row	%	100	49.66	50.34	0.69	0.69	28.28	24.14	14.48	19.31	5.52	5.52	0.00	0.00	0.69	0.00	0.00	0.69
CLF2010	%	100	51.86	48.14	5.17	4.79	38.33	34.03	5.49	6.53	1.97	1.93	0.07	0.07	0.55	0.53	0.26	0.28

Table A12: PARTICIPATION IN CAREER DEVELOPMENT - Distribution by Race/Ethnicity and Sex

Employment Tenure	TOTAL WORKFORCE			RACE/ETHNICITY													
				Non- Hispanic or Latino													
				Hispanic or Latino		White		Black or African American		Asian		Native Hawaiian or Other Pacific Islander		American Indian or Alaska Native		Two or more races	
	All	male	female	male	female	male	female	male	female	male	female	male	female	male	female	male	female
Career Development Programs for GS 5-12																	
Slots	#	0															
Relevant Applicant Pool	#	215	87	128	2	10	43	37	32	72	8	6	0	0	1	0	0
	%	100.00	0.40	0.60	0.02	0.08	0.49	0.29	0.37	0.56	0.09	0.05	0.00	0.00	0.01	0.00	0.02
Applied	#	0	0	0	0	0	0	0	0	0	0	0	0	0	0	0	0
	%	100.00	0.00	0.00	0.00	0.00	0.00	0.00	0.00	0.00	0.00	0.00	0.00	0.00	0.00	0.00	0.00
Participants	#	0	0	0	0	0	0	0	0	0	0	0	0	0	0	0	0
	%	100.00	0.00	0.00	0.00	0.00	0.00	0.00	0.00	0.00	0.00	0.00	0.00	0.00	0.00	0.00	0.00
Career Development Programs for GS 13-14																	
Slots	#	0															
Relevant Applicant Pool	#	331	166	165	6	7	104	94	36	46	18	15	0	1	1	1	1
	%	100.00	0.50	0.50	0.04	0.04	0.63	0.57	0.22	0.28	0.11	0.09	0.00	0.01	0.01	0.01	0.01
Applied	#	0	0	0	0	0	0	0	0	0	0	0	0	0	0	0	0
	%	100.00	0.00	0.00	0.00	0.00	0.00	0.00	0.00	0.00	0.00	0.00	0.00	0.00	0.00	0.00	0.00
Participants	#	0	0	0	0	0	0	0	0	0	0	0	0	0	0	0	0
	%	100.00	0.00	0.00	0.00	0.00	0.00	0.00	0.00	0.00	0.00	0.00	0.00	0.00	0.00	0.00	0.00
Career Development Programs for GS 15 and SES																	
Slots	#	4															
Relevant Applicant Pool	#	651	361	290	10	12	318	218	15	23	16	36	2	0	0	1	0
	%	100.00	0.55	0.45	0.03	0.04	0.88	0.75	0.04	0.08	0.04	0.12	0.01	0.00	0.00	0.00	0.00
Applied	#	8	4	4	0	0	4	1	0	2	0	1	0	0	0	0	0
	%	100.00	50.00	50.00	0.00	0.00	50.00	12.50	0.00	25.00	0.00	12.50	0.00	0.00	0.00	0.00	0.00
Participants	#	4	2	2	0	0	2	0	0	1	0	1	0	0	0	0	0
	%	100.00	50.00	50.00	0.00	0.00	50.00	0.00	0.00	25.00	0.00	25.00	0.00	0.00	0.00	0.00	0.00
"Relevant Applicant Pool" includes all employees in pay grades eligible for the career development program.																	

NOTE: GS 5-12, there is one Male who did not identify Ethnicity / Race.

Table A13: EMPLOYEE RECOGNITION AND AWARDS - Distribution by Race/Ethnicity and Sex

[illegible]

Table A14: SEPARATIONS BY TYPE OF SEPARATION - Distribution by Race/Ethnicity and Sex

Employment Tenure		Total Workforce	Total Workforce Male	Total Workforce Female	Hispanic or Latino Male	Hispanic or Latino Female	White Male	White Female	Black or African American Male	Black or African American Female	Asian Male	Asian Female	Native Hawaiian or Other Pacific Islander Male	Native Hawaiian or Other Pacific Islander Female	American Indian or Alaskan Native Male	American Indian or Alaskan Native Female	Two or More Races Male	Two or More Races Female
Voluntary Separation	#	110	51	59	1	3	40	33	5	18	4	4	0	0	1	1	0	0
Voluntary Separation percent row	%	100	46.36	53.64	0.91	2.73	36.36	30.00	4.55	16.36	3.64	3.64	0.00	0.00	0.91	0.91	0.00	0.00
Involuntary Separations	#	0	0	0	0	0	0	0	0	0	0	0	0	0	0	0	0	0
Involuntary Separations percent row	%	100	0.00	0.00	0.00	0.00	0.00	0.00	0.00	0.00	0.00	0.00	0.00	0.00	0.00	0.00	0.00	0.00
Total Separations	#	110	51	59	1	3	40	33	5	18	4	4	0	0	1	1	0	0
Total Separations percent row	%	100	46.36	53.64	0.91	2.73	36.36	30.00	4.55	16.36	3.64	3.64	0.00	0.00	0.91	0.91	0.00	0.00

Table B1: TOTAL WORKFORCE - Distribution by Disability [OPM Form 256 Self-Identification Codes]

Employment Tenure		Total Workforce	No Disability [05]	Not Identified [01]	Disability [02-03, 06-99]	Targeted Disability	Developmental Disability [02]	Traumatic Brain Injury [03]	Deaf or Serious Difficulty Hearing [19]	Blind or Serious Difficulty Seeing [20]	Missing Extremities [31]	Significant Mobility Impairment [40]	Partial or Complete Paralysis [60]	Epilepsy or Other Seizure Disorders [82]	Intellectual Disability [90]	Significant Psychiatric Disorder [91]	Dwarfism [92]	Significant Disfigurement [93]
Total Workforce: Prior FY	#	1135	993	58	84	11			0	5	1		2	2	0	1	0	
Total Workforce: Prior FY percent row	%	100	87.49	5.11	7.40	0.97			0.00	0.44	0.09		0.18	0.18	0.00	0.09	0.00	
Total Workforce: Current FY	#	1113	975	48	71	19	0	0	6	5	1	1	2	3	0	1	0	0
Total Workforce: Current FY percent row	%	100	87.60	4.31	6.38	1.71	0.00	0.00	0.54	0.45	0.09	0.09	0.18	0.27	0.00	0.09	0.00	0.00
Difference	#	-22	-18	-10	-13	8			6	0	0		0	1	0	0	0	
Ratio Change	%	0.00	0.11	-0.80	-1.02	0.74			0.54	0.01	0.00		0.00	0.09	0.00	0.00	0.00	
Net Change	%	-1.94	-1.81	-17.24	-15.48	72.73			0.00	0.00	0.00		0.00	50.00	0.00	0.00	0.00	
Federal Goal	%					2.00												
Permanent Workforce: Prior FY	#	1066	935	52	79	11			0	5	1		2	2	0	1	0	
Permanent Workforce: Prior FY percent row	%	100	87.71	4.88	7.41	1.03			0.00	0.47	0.09		0.19	0.19	0.00	0.09	0.00	
Permanent Workforce: Current FY	#	1031	898	48	67	18	0	0	5	5	1	1	2	3	0	1	0	0
Permanent Workforce: Current FY percent row	%	100	87.10	4.66	6.50	1.75	0.00	0.00	0.48	0.48	0.10	0.10	0.19	0.29	0.00	0.10	0.00	0.00
Difference	#	-35	-37	-4	-12	7			5	0	0		0	1	0	0	0	
Ratio Change	%	0.00	-0.61	-0.22	-0.91	0.72			0.48	0.01	0.01		0.00	0.10	0.00	0.01	0.00	
Net Change	%	-3.28	-3.96	-7.69	-15.19	63.64			0.00	0.00	0.00		0.00	50.00	0.00	0.00	0.00	
Temporary Workforce: Prior FY	#	69	58	6	5	0			0	0	0		0	0	0	0	0	
Temporary Workforce: Prior FY percent row	%	100	84.06	8.70	7.25	0.00			0.00	0.00	0.00		0.00	0.00	0.00	0.00	0.00	
Temporary Workforce: Current FY	#	82	77	0	4	1	0	0	1	0	0	0	0	0	0	0	0	0
Temporary Workforce: Current FY percent row	%	100	93.90	0.00	4.88	1.22	0.00	0.00	1.22	0.00	0.00	0.00	0.00	0.00	0.00	0.00	0.00	0.00
Difference	#	13	19	-6	-1	1			1	0	0		0	0	0	0	0	
Ratio Change	%	0.00	9.84	-8.70	-2.37	1.22			1.22	0.00	0.00		0.00	0.00	0.00	0.00	0.00	
Net Change	%	18.84	32.76	-100.00	-20.00	0.00			0.00	0.00	0.00		0.00	0.00	0.00	0.00	0.00	
Non-Appropriated Workforce: Prior FY	#	0	0	0	0	0			0	0	0		0	0	0	0	0	
Non-Appropriated Workforce: Prior FY percent row	%	100	0.00	0.00	0.00	0.00			0.00	0.00	0.00		0.00	0.00	0.00	0.00	0.00	
Non-Appropriated Workforce: Current FY	#	0	0	0	0	0	0	0	0	0	0	0	0	0	0	0	0	0
Non-Appropriated Workforce: Current FY percent row	%	100	0.00	0.00	0.00	0.00	0.00	0.00	0.00	0.00	0.00	0.00	0.00	0.00	0.00	0.00	0.00	0.00
Difference	#	0	0	0	0	0			0	0	0		0	0	0	0	0	
Ratio Change	%	0.00	0.00	0.00	0.00	0.00			0.00	0.00	0.00		0.00	0.00	0.00	0.00	0.00	
Net Change	%	0.00	0.00	0.00	0.00	0.00			0.00	0.00	0.00		0.00	0.00	0.00	0.00	0.00	

Federal Trade Commission

For period covering October 1, 2017 to September 30, 2018.

File Process Date and Time: 05/29/2019 02:13 PM

Table B2: TOTAL WORKFORCE BY COMPONENT - Distribution by Disability [OPM Form 256 Self-Identification Codes]

Total Workforce	#	1031	898	48	67	18	0	0	5	5	1	1	2	3	0	1	0	0
Total Workforce percent	%	100	87.10	4.66	6.50	1.75	0.00	0.00	0.48	0.48	0.10	0.10	0.19	0.29	0.00	0.10	0.00	0.00
Federal Goal	%						2.00											
FT00	#	1031	898	48	67	18	0	0	5	5	1	1	2	3	0	1	0	0
FT00 percent row	%	100	87.10	4.66	6.50	1.75	0.00	0.00	0.48	0.48	0.10	0.10	0.19	0.29	0.00	0.10	0.00	0.00

Table B3: Occupational Categories - Distribution by Disability

[illegible]

Table B4: PARTICIPATION RATES FOR GENERAL SCHEDULE (GS) GRADES by Disability (Permanent)

Grade Level		Total Workforce	No Disability [05]	Not Identified [01]	Disability [02-03, 06-99]	Targeted Disability	Developmental Disability [02]	Traumatic Brain Injury [03]	Deaf or Serious Difficulty Hearing [19]	Blind or Serious Difficulty Seeing [20]	Missing Extremities [31]	Significant Mobility Impairment [40]	Partial or Complete Paralysis [60]	Epilepsy or Other Seizure Disorders [82]	Intellectual Disability [90]	Significant Psychiatric Disorder [91]	Dwarfism [92]	Significant Disfigurement [93]
GS-01	#	0	0	0	0	0	0	0	0	0	0	0	0	0	0	0	0	0
GS-01 percent row	%	100	0.00	0.00	0.00	0.00	0.00	0.00	0.00	0.00	0.00	0.00	0.00	0.00	0.00	0.00	0.00	0.00
GS-02	#	0	0	0	0	0	0	0	0	0	0	0	0	0	0	0	0	0
GS-02 percent row	%	100	0.00	0.00	0.00	0.00	0.00	0.00	0.00	0.00	0.00	0.00	0.00	0.00	0.00	0.00	0.00	0.00
GS-03	#	0	0	0	0	0	0	0	0	0	0	0	0	0	0	0	0	0
GS-03 percent row	%	100	0.00	0.00	0.00	0.00	0.00	0.00	0.00	0.00	0.00	0.00	0.00	0.00	0.00	0.00	0.00	0.00
GS-04	#	0	0	0	0	0	0	0	0	0	0	0	0	0	0	0	0	0
GS-04 percent row	%	100	0.00	0.00	0.00	0.00	0.00	0.00	0.00	0.00	0.00	0.00	0.00	0.00	0.00	0.00	0.00	0.00
GS-05	#	0	0	0	0	0	0	0	0	0	0	0	0	0	0	0	0	0
GS-05 percent row	%	100	0.00	0.00	0.00	0.00	0.00	0.00	0.00	0.00	0.00	0.00	0.00	0.00	0.00	0.00	0.00	0.00
GS-06	#	1	1	0	0	0	0	0	0	0	0	0	0	0	0	0	0	0
GS-06 percent row	%	100	100.00	0.00	0.00	0.00	0.00	0.00	0.00	0.00	0.00	0.00	0.00	0.00	0.00	0.00	0.00	0.00
GS-07	#	3	2	1	0	0	0	0	0	0	0	0	0	0	0	0	0	0
GS-07 percent row	%	100	66.67	33.33	0.00	0.00	0.00	0.00	0.00	0.00	0.00	0.00	0.00	0.00	0.00	0.00	0.00	0.00
GS-08	#	11	8	2	0	1	0	0	0	1	0	0	0	0	0	0	0	0
GS-08 percent row	%	100	72.73	18.18	0.00	9.09	0.00	0.00	0.00	9.09	0.00	0.00	0.00	0.00	0.00	0.00	0.00	0.00
GS-09	#	19	11	3	1	4	0	0	1	2	0	0	0	0	0	1	0	0
GS-09 percent row	%	100	57.89	15.79	5.26	21.05	0.00	0.00	5.26	10.53	0.00	0.00	0.00	0.00	0.00	5.26	0.00	0.00
GS-10	#	0	0	0	0	0	0	0	0	0	0	0	0	0	0	0	0	0
GS-10 percent row	%	100	0.00	0.00	0.00	0.00	0.00	0.00	0.00	0.00	0.00	0.00	0.00	0.00	0.00	0.00	0.00	0.00
GS-11	#	56	45	6	5	0	0	0	0	0	0	0	0	0	0	0	0	0
GS-11 percent row	%	100	80.36	10.71	8.93	0.00	0.00	0.00	0.00	0.00	0.00	0.00	0.00	0.00	0.00	0.00	0.00	0.00
GS-12	#	73	58	4	7	4	0	0	1	0	1	0	1	1	0	0	0	0
GS-12 percent row	%	100	79.45	5.48	9.59	5.48	0.00	0.00	1.37	0.00	1.37	0.00	1.37	1.37	0.00	0.00	0.00	0.00
GS-13	#	112	92	6	14	0	0	0	0	0	0	0	0	0	0	0	0	0
GS-13 percent row	%	100	82.14	5.36	12.50	0.00	0.00	0.00	0.00	0.00	0.00	0.00	0.00	0.00	0.00	0.00	0.00	0.00
GS-14	#	154	134	6	11	3	0	0	2	0	0	0	1	0	0	0	0	0
GS-14 percent row	%	100	87.01	3.90	7.14	1.95	0.00	0.00	1.30	0.00	0.00	0.00	0.65	0.00	0.00	0.00	0.00	0.00
GS-15	#	563	512	19	26	6	0	0	1	2	0	1	0	2	0	0	0	0
GS-15 percent row	%	100	90.94	3.37	4.62	1.07	0.00	0.00	0.18	0.36	0.00	0.18	0.00	0.36	0.00	0.00	0.00	0.00
All Other (Unspecified GS)	#	0	0	0	0	0	0	0	0	0	0	0	0	0	0	0	0	0
All Other (Unspecified GS) percent row	%	100	0.00	0.00	0.00	0.00	0.00	0.00	0.00	0.00	0.00	0.00	0.00	0.00	0.00	0.00	0.00	0.00
Senior Executive Service	#	37	34	0	3	0	0	0	0	0	0	0	0	0	0	0	0	0
Senior Executive Service percent row	%	100	91.89	0.00	8.11	0.00	0.00	0.00	0.00	0.00	0.00	0.00	0.00	0.00	0.00	0.00	0.00	0.00
Other Senior Pay (Non-SES)	#	2	1	1	0	0	0	0	0	0	0	0	0	0	0	0	0	0
Other Senior Pay (Non-SES) percent row	%	100	50.00	50.00	0.00	0.00	0.00	0.00	0.00	0.00	0.00	0.00	0.00	0.00	0.00	0.00	0.00	0.00
TOTAL	#	1029	897	47	67	18	0	0	5	5	1	1	2	3	0	1	0	0

Federal Trade Commission

For period covering October 1, 2017 to September 30, 2018.

File Process Date and Time: 05/29/2019 02:13 PM

Grade Level		Total Workforce	No Disability [05]	Not Identified [01]	Disability [02-03, 06-99]	Targeted Disability	Developmental Disability [02]	Traumatic Brain Injury [03]	Deaf or Serious Difficulty Hearing [19]	Blind or Serious Difficulty Seeing [20]	Missing Extremities [31]	Significant Mobility Impairment [40]	Partial or Complete Paralysis [60]	Epilepsy or Other Seizure Disorders [82]	Intellectual Disability [90]	Significant Psychiatric Disorder [91]	Dwarfism [92]	Significant Disfigurement [93]
TOTAL percent row	%	100	87.17	4.57	6.51	1.75	0.00	0.00	0.49	0.49	0.10	0.10	0.19	0.29	0.00	0.10	0.00	0.00

[illegible]

Grade Level		Total Workforce	No Disability [05]	Not Identified [01]	Disability [02-03, 06-99]	Targeted Disability	Developmental Disability [02]	Traumatic Brain Injury [03]	Deaf or Serious Difficulty Hearing [19]	Blind or Serious Difficulty Seeing [20]	Missing Extremities [31]	Significant Mobility Impairment [40]	Partial or Complete Paralysis [60]	Epilepsy or Other Seizure Disorders [82]	Intellectual Disability [90]	Significant Psychiatric Disorder [91]	Dwarfism [92]	Significant Disfigurement [93]
GS-01	#	1	1	0	0	0	0	0	0	0	0	0	0	0	0	0	0	0
GS-01 percent row	%	100	100.00	0.00	0.00	0.00	0.00	0.00	0.00	0.00	0.00	0.00	0.00	0.00	0.00	0.00	0.00	0.00
GS-02	#	0	0	0	0	0	0	0	0	0	0	0	0	0	0	0	0	0
GS-02 percent row	%	100	0.00	0.00	0.00	0.00	0.00	0.00	0.00	0.00	0.00	0.00	0.00	0.00	0.00	0.00	0.00	0.00
GS-03	#	0	0	0	0	0	0	0	0	0	0	0	0	0	0	0	0	0
GS-03 percent row	%	100	0.00	0.00	0.00	0.00	0.00	0.00	0.00	0.00	0.00	0.00	0.00	0.00	0.00	0.00	0.00	0.00
GS-04	#	2	2	0	0	0	0	0	0	0	0	0	0	0	0	0	0	0
GS-04 percent row	%	100	100.00	0.00	0.00	0.00	0.00	0.00	0.00	0.00	0.00	0.00	0.00	0.00	0.00	0.00	0.00	0.00
GS-05	#	1	1	0	0	0	0	0	0	0	0	0	0	0	0	0	0	0
GS-05 percent row	%	100	100.00	0.00	0.00	0.00	0.00	0.00	0.00	0.00	0.00	0.00	0.00	0.00	0.00	0.00	0.00	0.00
GS-06	#	0	0	0	0	0	0	0	0	0	0	0	0	0	0	0	0	0
GS-06 percent row	%	100	0.00	0.00	0.00	0.00	0.00	0.00	0.00	0.00	0.00	0.00	0.00	0.00	0.00	0.00	0.00	0.00
GS-07	#	31	30	0	1	0	0	0	0	0	0	0	0	0	0	0	0	0
GS-07 percent row	%	100	96.77	0.00	3.23	0.00	0.00	0.00	0.00	0.00	0.00	0.00	0.00	0.00	0.00	0.00	0.00	0.00
GS-08	#	0	0	0	0	0	0	0	0	0	0	0	0	0	0	0	0	0
GS-08 percent row	%	100	0.00	0.00	0.00	0.00	0.00	0.00	0.00	0.00	0.00	0.00	0.00	0.00	0.00	0.00	0.00	0.00
GS-09	#	19	16	0	2	1	0	0	1	0	0	0	0	0	0	0	0	0
GS-09 percent row	%	100	84.21	0.00	10.53	5.26	0.00	0.00	5.26	0.00	0.00	0.00	0.00	0.00	0.00	0.00	0.00	0.00
GS-10	#	0	0	0	0	0	0	0	0	0	0	0	0	0	0	0	0	0
GS-10 percent row	%	100	0.00	0.00	0.00	0.00	0.00	0.00	0.00	0.00	0.00	0.00	0.00	0.00	0.00	0.00	0.00	0.00
GS-11	#	3	3	0	0	0	0	0	0	0	0	0	0	0	0	0	0	0
GS-11 percent row	%	100	100.00	0.00	0.00	0.00	0.00	0.00	0.00	0.00	0.00	0.00	0.00	0.00	0.00	0.00	0.00	0.00
GS-12	#	3	3	0	0	0	0	0	0	0	0	0	0	0	0	0	0	0
GS-12 percent row	%	100	100.00	0.00	0.00	0.00	0.00	0.00	0.00	0.00	0.00	0.00	0.00	0.00	0.00	0.00	0.00	0.00
GS-13	#	4	3	0	1	0	0	0	0	0	0	0	0	0	0	0	0	0
GS-13 percent row	%	100	75.00	0.00	25.00	0.00	0.00	0.00	0.00	0.00	0.00	0.00	0.00	0.00	0.00	0.00	0.00	0.00
GS-14	#	3	3	0	0	0	0	0	0	0	0	0	0	0	0	0	0	0
GS-14 percent row	%	100	100.00	0.00	0.00	0.00	0.00	0.00	0.00	0.00	0.00	0.00	0.00	0.00	0.00	0.00	0.00	0.00
GS-15	#	8	8	0	0	0	0	0	0	0	0	0	0	0	0	0	0	0
GS-15 percent row	%	100	100.00	0.00	0.00	0.00	0.00	0.00	0.00	0.00	0.00	0.00	0.00	0.00	0.00	0.00	0.00	0.00
All Other (Unspecified GS)	#	0	0	0	0	0	0	0	0	0	0	0	0	0	0	0	0	0
All Other (Unspecified GS) percent row	%	100	0.00	0.00	0.00	0.00	0.00	0.00	0.00	0.00	0.00	0.00	0.00	0.00	0.00	0.00	0.00	0.00
Senior Executive Service	#	1	1	0	0	0	0	0	0	0	0	0	0	0	0	0	0	0
Senior Executive Service percent row	%	100	100.00	0.00	0.00	0.00	0.00	0.00	0.00	0.00	0.00	0.00	0.00	0.00	0.00	0.00	0.00	0.00
Other Senior Pay (Non-SES)	#	5	5	0	0	0	0	0	0	0	0	0	0	0	0	0	0	0
Other Senior Pay (Non-SES) percent row	%	100	100.00	0.00	0.00	0.00	0.00	0.00	0.00	0.00	0.00	0.00	0.00	0.00	0.00	0.00	0.00	0.00
TOTAL	#	82	77	0	4	1	0	0	1	0	0	0	0	0	0	0	0	0

File Process Date and Time: 05/29/2019 02:13 PM

For period covering October 1, 2017 to September 30, 2018.

[illegible]

Table B6: PARTICIPATION RATES FOR MAJOR OCCUPATIONS - Distribution by Disability (Permanent)

[illegible]

Table B6: PARTICIPATION RATES BY MAJOR OCCUPATIONS - Distribution by Disability (Temporary)

[illegible]

Table B8: NEW HIRES By Type of Appointment - Distribution by Disability

Type of Appointment		Total Workforce	No Disability [05]	Not Identified [01]	Disability [02-03, 06-99]	Targeted Disability	Developmental Disability [02]	Traumatic Brain Injury [03]	Deaf or Serious Difficulty Hearing [19]	Blind or Serious Difficulty Seeing [20]	Missing Extremities [31]	Significant Mobility Impairment [40]	Partial or Complete Paralysis [60]	Epilepsy or Other Seizure Disorders [82]	Intellectual Disability [90]	Significant Psychiatric Disorder [91]	Dwarfism [92]	Significant Disfigurement [93]
Permanent New Hires	#	62	51	5	5	1			0	0	0			1	0	0	0	
Permanent New Hires percent row	%	100	82.26	8.06	8.06	1.61			0.00	0.00	0.00			1.61	0.00	0.00	0.00	
Temporary New Hires	#	83	81	1	1	0			0	0	0			0	0	0	0	
Temporary New Hires percent row	%	100	97.59	1.20	1.20	0.00			0.00	0.00	0.00			0.00	0.00	0.00	0.00	
Non-Appropriated New Hires	#	0	0	0	0	0			0	0	0			0	0	0	0	
Non-Appropriated New Hires percent row	%	100	0.00	0.00	0.00	0.00			0.00	0.00	0.00			0.00	0.00	0.00	0.00	
Total New Hires	#	145	132	6	6	1			0	0	0			1	0	0	0	
Total New Hires percent row	%	100	91.03	4.14	4.14	0.69			0.00	0.00	0.00			0.69	0.00	0.00	0.00	

Table B13: EMPLOYEE RECOGNITION AND AWARDS - Distribution by Disability

[illegible]

Table B14: SEPARATION by Type of Separation - Distribution by Disability

[illegible]

Table A3: OCCUPATIONAL CATEGORIES - Distribution by Race/Ethnicity and Sex: Calculated within Group

[illegible]

Federal Trade Commission

For period covering October 1, 2017 to September 30, 2018.

File Process Date and Time: 05/29/2019 02:13 PM

Occupational Categories	Total Workforce	Total Workforce Male	Total Workforce Female	Hispanic or Latino Male	Hispanic or Latino Female	White Male	White Female	Black or African American Male	Black or African American Female	Asian Male	Asian Female	Native Hawaiian or Other Pacific Islander Male	Native Hawaiian or Other Pacific Islander Female	American Indian or Alaskan Native Male	American Indian or Alaskan Native Female	Two or More Races Male	Two or More Races Female
-------------------------	--------------------	----------------------------	------------------------------	-------------------------------	---------------------------------	---------------	-----------------	---	---	---------------	-----------------	---	---	--	--	---------------------------------	-----------------------------------

NOTE: Percentages computed down columns and NOT across rows.

File Process Date and Time: 05/29/2019 02:13 PM

Table A4: PARTICIPATION RATES FOR GENERAL SCHEDULE (GS) GRADES by Race/Ethnicity and Sex (Permanent): Calculated within Group

Grade Level		Total Workforce	Total Workforce Male	Total Workforce Female	Hispanic or Latino Male	Hispanic or Latino Female	White Male	White Female	Black or African American Male	Black or African American Female	Asian Male	Asian Female	Native Hawaiian or Other Pacific Islander Male	Native Hawaiian or Other Pacific Islander Female	American Indian or Alaskan Native Male	American Indian or Alaskan Native Female	Two or More Races Male	Two or More Races Female
GS-01	#	0	0	0	0	0	0	0	0	0	0	0	0	0	0	0	0	0
GS-01 percent row	%	0.00	0.00	0.00	0.00	0.00	0.00	0.00	0.00	0.00	0.00	0.00	0.00	0.00	0.00	0.00	0.00	0.00
GS-02	#	0	0	0	0	0	0	0	0	0	0	0	0	0	0	0	0	0
GS-02 percent row	%	0.00	0.00	0.00	0.00	0.00	0.00	0.00	0.00	0.00	0.00	0.00	0.00	0.00	0.00	0.00	0.00	0.00
GS-03	#	0	0	0	0	0	0	0	0	0	0	0	0	0	0	0	0	0
GS-03 percent row	%	0.00	0.00	0.00	0.00	0.00	0.00	0.00	0.00	0.00	0.00	0.00	0.00	0.00	0.00	0.00	0.00	0.00
GS-04	#	0	0	0	0	0	0	0	0	0	0	0	0	0	0	0	0	0
GS-04 percent row	%	0.00	0.00	0.00	0.00	0.00	0.00	0.00	0.00	0.00	0.00	0.00	0.00	0.00	0.00	0.00	0.00	0.00
GS-05	#	0	0	0	0	0	0	0	0	0	0	0	0	0	0	0	0	0
GS-05 percent row	%	0.00	0.00	0.00	0.00	0.00	0.00	0.00	0.00	0.00	0.00	0.00	0.00	0.00	0.00	0.00	0.00	0.00
GS-06	#	1	0	1	0	0	0	0	0	0	0	1	0	0	0	0	0	0
GS-06 percent row	%	0.10	0.00	0.20	0.00	0.00	0.00	0.00	0.00	0.00	0.00	1.92	0.00	0.00	0.00	0.00	0.00	0.00
GS-07	#	3	0	3	0	1	0	0	0	2	0	0	0	0	0	0	0	0
GS-07 percent row	%	0.29	0.00	0.60	0.00	4.00	0.00	0.00	0.00	1.72	0.00	0.00	0.00	0.00	0.00	0.00	0.00	0.00
GS-08	#	11	3	8	0	2	0	0	3	6	0	0	0	0	0	0	0	0
GS-08 percent row	%	1.07	0.56	1.61	0.00	8.00	0.00	0.00	4.23	5.17	0.00	0.00	0.00	0.00	0.00	0.00	0.00	0.00
GS-09	#	19	6	13	0	0	4	2	1	10	1	1	0	0	0	0	0	0
GS-09 percent row	%	1.84	1.13	2.61	0.00	0.00	0.98	0.67	1.41	8.62	2.86	1.92	0.00	0.00	0.00	0.00	0.00	0.00
GS-10	#	0	0	0	0	0	0	0	0	0	0	0	0	0	0	0	0	0
GS-10 percent row	%	0.00	0.00	0.00	0.00	0.00	0.00	0.00	0.00	0.00	0.00	0.00	0.00	0.00	0.00	0.00	0.00	0.00
GS-11	#	56	22	34	0	5	11	9	10	16	1	2	0	0	0	0	0	2
GS-11 percent row	%	5.43	4.13	6.83	0.00	20.00	2.70	3.01	14.08	13.79	2.86	3.85	0.00	0.00	0.00	0.00	0.00	50.00
GS-12	#	73	33	40	1	1	16	16	13	21	2	1	0	0	1	0	0	1
GS-12 percent row	%	7.08	6.19	8.03	6.25	4.00	3.93	5.35	18.31	18.10	5.71	1.92	0.00	0.00	100.00	0.00	0.00	25.00
GS-13	#	112	54	58	3	1	28	27	19	25	3	4	0	0	0	0	1	1
GS-13 percent row	%	10.86	10.13	11.65	18.75	4.00	6.88	9.03	26.76	21.55	8.57	7.69	0.00	0.00	0.00	0.00	100.00	25.00
GS-14	#	154	81	73	2	4	55	45	12	16	12	7	0	1	0	0	0	0
GS-14 percent row	%	14.94	15.20	14.66	12.50	16.00	13.51	15.05	16.90	13.79	34.29	13.46	0.00	100.00	0.00	0.00	0.00	0.00
GS-15	#	563	309	254	10	10	271	190	11	18	15	35	2	0	0	1	0	0
GS-15 percent row	%	54.61	57.97	51.00	62.50	40.00	66.58	63.55	15.49	15.52	42.86	67.31	100.00	0.00	0.00	100.00	0.00	0.00
All Other (Unspecified GS)	#	0	0	0	0	0	0	0	0	0	0	0	0	0	0	0	0	0
All Other (Unspecified GS) percent row	%	0.00	0.00	0.00	0.00	0.00	0.00	0.00	0.00	0.00	0.00	0.00	0.00	0.00	0.00	0.00	0.00	0.00
Senior Executive Service	#	37	23	14	0	1	20	10	2	1	1	1	0	0	0	0	0	0
Senior Executive Service percent row	%	3.59	4.32	2.81	0.00	4.00	4.91	3.34	2.82	1.72	2.86	1.92	0.00	0.00	0.00	0.00	0.00	0.00

Grade Level		Total Workforce	Total Workforce Male	Total Workforce Female	Hispanic or Latino Male	Hispanic or Latino Female	White Male	White Female	Black or African American Male	Black or African American Female	Asian Male	Asian Female	Native Hawaiian or Other Pacific Islander Male	Native Hawaiian or Other Pacific Islander Female	American Indian or Alaskan Native Male	American Indian or Alaskan Native Female	Two or More Races Male	Two or More Races Female
Other Senior Pay (Non-SES)	#	2	2	0	0	0	2	0	0	0	0	0	0	0	0	0	0	0
Other Senior Pay (Non-SES) percent row	%	0.19	0.38	0.00	0.00	0.00	0.49	0.00	0.00	0.00	0.00	0.00	0.00	0.00	0.00	0.00	0.00	0.00
TOTAL	#	1031	533	498	16	25	407	299	71	116	35	52	2	1	1	1	1	4
TOTAL percent row	%	100.00	100.00	100.00	100.00	100.00	100.00	100.00	100.00	100.00	100.00	100.00	100.00	100.00	100.00	100.00	100.00	100.00

NOTE: Percentages computed down columns and NOT across rows.

Table A4: PARTICIPATION RATES FOR GENERAL SCHEDULE (GS) GRADES by Race/Ethnicity and Sex (Temporary): Calculated within Group

Grade Level			Total Workforce	Total Workforce Male	Total Workforce Female	Hispanic or Latino Male	Hispanic or Latino Female	White Male	White Female	Black or African American Male	Black or African American Female	Asian Male	Asian Female	Native Hawaiian or Other Pacific Islander Male	Native Hawaiian or Other Pacific Islander Female	American Indian or Alaskan Native Male	American Indian or Alaskan Native Female	Two or More Races Male	Two or More Races Female
GS-01	#	1	1	0	0	0	0	0	0	1	0	0	0	0	0	0	0	0	0
GS-01 percent row	%	1.23	2.50	0.00	0.00	0.00	0.00	0.00	0.00	14.29	0.00	0.00	0.00	0.00	0.00	0.00	0.00	0.00	0.00
GS-02	#	0	0	0	0	0	0	0	0	0	0	0	0	0	0	0	0	0	0
GS-02 percent row	%	0.00	0.00	0.00	0.00	0.00	0.00	0.00	0.00	0.00	0.00	0.00	0.00	0.00	0.00	0.00	0.00	0.00	0.00
GS-03	#	0	0	0	0	0	0	0	0	0	0	0	0	0	0	0	0	0	0
GS-03 percent row	%	0.00	0.00	0.00	0.00	0.00	0.00	0.00	0.00	0.00	0.00	0.00	0.00	0.00	0.00	0.00	0.00	0.00	0.00
GS-04	#	2	1	1	0	0	0	0	0	1	1	0	0	0	0	0	0	0	0
GS-04 percent row	%	2.47	2.50	2.44	0.00	0.00	0.00	0.00	0.00	14.29	8.33	0.00	0.00	0.00	0.00	0.00	0.00	0.00	0.00
GS-05	#	1	0	1	0	0	0	0	0	0	1	0	0	0	0	0	0	0	0
GS-05 percent row	%	1.23	0.00	2.44	0.00	0.00	0.00	0.00	0.00	0.00	8.33	0.00	0.00	0.00	0.00	0.00	0.00	0.00	0.00
GS-06	#	0	0	0	0	0	0	0	0	0	0	0	0	0	0	0	0	0	0
GS-06 percent row	%	0.00	0.00	0.00	0.00	0.00	0.00	0.00	0.00	0.00	0.00	0.00	0.00	0.00	0.00	0.00	0.00	0.00	0.00
GS-07	#	31	16	15	1	0	9	9	4	4	4	2	2	0	0	0	0	0	0
GS-07 percent row	%	38.27	40.00	36.59	100.00	0.00	33.33	34.62	57.14	33.33	50.00	100.00	100.00	0.00	0.00	0.00	0.00	0.00	0.00
GS-08	#	0	0	0	0	0	0	0	0	0	0	0	0	0	0	0	0	0	0
GS-08 percent row	%	0.00	0.00	0.00	0.00	0.00	0.00	0.00	0.00	0.00	0.00	0.00	0.00	0.00	0.00	0.00	0.00	0.00	0.00
GS-09	#	19	8	11	0	0	8	6	0	4	4	0	0	0	0	0	0	0	1
GS-09 percent row	%	23.46	20.00	26.83	0.00	0.00	29.63	23.08	0.00	33.33	0.00	0.00	0.00	0.00	0.00	0.00	0.00	0.00	100.00
GS-10	#	0	0	0	0	0	0	0	0	0	0	0	0	0	0	0	0	0	0
GS-10 percent row	%	0.00	0.00	0.00	0.00	0.00	0.00	0.00	0.00	0.00	0.00	0.00	0.00	0.00	0.00	0.00	0.00	0.00	0.00
GS-11	#	3	1	2	0	0	0	1	0	1	0	0	0	0	0	1	0	0	0
GS-11 percent row	%	3.70	2.50	4.88	0.00	0.00	0.00	3.85	0.00	8.33	0.00	0.00	0.00	0.00	0.00	100.00	0.00	0.00	0.00
GS-12	#	3	2	1	0	0	2	0	0	1	0	0	0	0	0	0	0	0	0
GS-12 percent row	%	3.70	5.00	2.44	0.00	0.00	7.41	0.00	0.00	8.33	0.00	0.00	0.00	0.00	0.00	0.00	0.00	0.00	0.00
GS-13	#	4	2	2	0	0	2	2	0	0	0	0	0	0	0	0	0	0	0
GS-13 percent row	%	4.94	5.00	4.88	0.00	0.00	7.41	7.69	0.00	0.00	0.00	0.00	0.00	0.00	0.00	0.00	0.00	0.00	0.00
GS-14	#	3	2	1	0	0	1	1	0	0	1	0	0	0	0	0	0	0	0
GS-14 percent row	%	3.70	5.00	2.44	0.00	0.00	3.70	3.85	0.00	0.00	25.00	0.00	0.00	0.00	0.00	0.00	0.00	0.00	0.00
GS-15	#	8	4	4	0	0	3	4	1	0	0	0	0	0	0	0	0	0	0
GS-15 percent row	%	9.88	10.00	9.76	0.00	0.00	11.11	15.38	14.29	0.00	0.00	0.00	0.00	0.00	0.00	0.00	0.00	0.00	0.00
All Other (Unspecified GS)	#	0	0	0	0	0	0	0	0	0	0	0	0	0	0	0	0	0	0
All Other (Unspecified GS) percent row	%	0.00	0.00	0.00	0.00	0.00	0.00	0.00	0.00	0.00	0.00	0.00	0.00	0.00	0.00	0.00	0.00	0.00	0.00
Senior Executive Service	#	1	0	1	0	0	0	1	0	0	0	0	0	0	0	0	0	0	0
Senior Executive Service percent row	%	1.23	0.00	2.44	0.00	0.00	0.00	3.85	0.00	0.00	0.00	0.00	0.00	0.00	0.00	0.00	0.00	0.00	0.00

File Process Date and Time: 05/29/2019 02:13 PM

Grade Level		Total Workforce	Total Workforce Male	Total Workforce Female	Hispanic or Latino Male	Hispanic or Latino Female	White Male	White Female	Black or African American Male	Black or African American Female	Asian Male	Asian Female	Native Hawaiian or Other Pacific Islander Male	Native Hawaiian or Other Pacific Islander Female	American Indian or Alaskan Native Male	American Indian or Alaskan Native Female	Two or More Races Male	Two or More Races Female
Other Senior Pay (Non-SES)	#	5	3	2	0	0	2	2	0	0	1	0	0	0	0	0	0	0
Other Senior Pay (Non-SES) percent row	%	6.17	7.50	4.88	0.00	0.00	7.41	7.69	0.00	0.00	25.00	0.00	0.00	0.00	0.00	0.00	0.00	0.00
TOTAL	#	81	40	41	1	0	27	26	7	12	4	2	0	0	1	0	0	1
TOTAL percent row	%	100.00	100.00	100.00	100.00	0.00	100.00	100.00	100.00	100.00	100.00	100.00	0.00	0.00	100.00	0.00	0.00	100.00

NOTE: Percentages computed down columns and NOT across rows.

Table B4: PARTICIPATION RATES FOR GENERAL SCHEDULE (GS) GRADES by Disability (Permanent): Calculated within Group

Grade Level		Total Workforce	No Disability [05]	Not Identified [01]	Disability [02-03, 06-99]	Targeted Disability	Developmental Disability [02]	Traumatic Brain Injury [03]	Deaf or Serious Difficulty Hearing [19]	Blind or Serious Difficulty Seeing [20]	Missing Extremities [31]	Significant Mobility Impairment [40]	Partial or Complete Paralysis [60]	Epilepsy or Other Seizure Disorders [82]	Intellectual Disability [90]	Significant Psychiatric Disorder [91]	Dwarfism [92]	Significant Disfigurement [93]
GS-01	#	0	0	0	0	0	0	0	0	0	0	0	0	0	0	0	0	0
GS-01 percent row	%	0.00	0.00	0.00	0.00	0.00	0.00	0.00	0.00	0.00	0.00	0.00	0.00	0.00	0.00	0.00	0.00	0.00
GS-02	#	0	0	0	0	0	0	0	0	0	0	0	0	0	0	0	0	0
GS-02 percent row	%	0.00	0.00	0.00	0.00	0.00	0.00	0.00	0.00	0.00	0.00	0.00	0.00	0.00	0.00	0.00	0.00	0.00
GS-03	#	0	0	0	0	0	0	0	0	0	0	0	0	0	0	0	0	0
GS-03 percent row	%	0.00	0.00	0.00	0.00	0.00	0.00	0.00	0.00	0.00	0.00	0.00	0.00	0.00	0.00	0.00	0.00	0.00
GS-04	#	0	0	0	0	0	0	0	0	0	0	0	0	0	0	0	0	0
GS-04 percent row	%	0.00	0.00	0.00	0.00	0.00	0.00	0.00	0.00	0.00	0.00	0.00	0.00	0.00	0.00	0.00	0.00	0.00
GS-05	#	0	0	0	0	0	0	0	0	0	0	0	0	0	0	0	0	0
GS-05 percent row	%	0.00	0.00	0.00	0.00	0.00	0.00	0.00	0.00	0.00	0.00	0.00	0.00	0.00	0.00	0.00	0.00	0.00
GS-06	#	1	1	0	0	0	0	0	0	0	0	0	0	0	0	0	0	0
GS-06 percent row	%	0.10	0.11	0.00	0.00	0.00	0.00	0.00	0.00	0.00	0.00	0.00	0.00	0.00	0.00	0.00	0.00	0.00
GS-07	#	3	2	1	0	0	0	0	0	0	0	0	0	0	0	0	0	0
GS-07 percent row	%	0.29	0.22	2.13	0.00	0.00	0.00	0.00	0.00	0.00	0.00	0.00	0.00	0.00	0.00	0.00	0.00	0.00
GS-08	#	11	8	2	0	1	0	0	0	1	0	0	0	0	0	0	0	0
GS-08 percent row	%	1.07	0.89	4.26	0.00	5.56	0.00	0.00	0.00	20.00	0.00	0.00	0.00	0.00	0.00	0.00	0.00	0.00
GS-09	#	19	11	3	1	4	0	0	1	2	0	0	0	0	0	1	0	0
GS-09 percent row	%	1.85	1.23	6.38	1.49	22.22	0.00	0.00	20.00	40.00	0.00	0.00	0.00	0.00	0.00	100.00	0.00	0.00
GS-10	#	0	0	0	0	0	0	0	0	0	0	0	0	0	0	0	0	0
GS-10 percent row	%	0.00	0.00	0.00	0.00	0.00	0.00	0.00	0.00	0.00	0.00	0.00	0.00	0.00	0.00	0.00	0.00	0.00
GS-11	#	56	45	6	5	0	0	0	0	0	0	0	0	0	0	0	0	0
GS-11 percent row	%	5.44	5.02	12.77	7.46	0.00	0.00	0.00	0.00	0.00	0.00	0.00	0.00	0.00	0.00	0.00	0.00	0.00
GS-12	#	73	58	4	7	4	0	0	1	0	1	0	1	1	0	0	0	0
GS-12 percent row	%	7.09	6.47	8.51	10.45	22.22	0.00	0.00	20.00	0.00	100.00	0.00	50.00	33.33	0.00	0.00	0.00	0.00
GS-13	#	112	92	6	14	0	0	0	0	0	0	0	0	0	0	0	0	0
GS-13 percent row	%	10.88	10.26	12.77	20.90	0.00	0.00	0.00	0.00	0.00	0.00	0.00	0.00	0.00	0.00	0.00	0.00	0.00
GS-14	#	154	134	6	11	3	0	0	2	0	0	0	1	0	0	0	0	0
GS-14 percent row	%	14.97	14.94	12.77	16.42	16.67	0.00	0.00	40.00	0.00	0.00	0.00	50.00	0.00	0.00	0.00	0.00	0.00
GS-15	#	563	512	19	26	6	0	0	1	2	0	1	0	2	0	0	0	0
GS-15 percent row	%	54.71	57.08	40.43	38.81	33.33	0.00	0.00	20.00	40.00	0.00	100.00	0.00	66.67	0.00	0.00	0.00	0.00
All Other (Unspecified GS)	#	0	0	0	0	0	0	0	0	0	0	0	0	0	0	0	0	0
All Other (Unspecified GS) percent row	%	0.00	0.00	0.00	0.00	0.00	0.00	0.00	0.00	0.00	0.00	0.00	0.00	0.00	0.00	0.00	0.00	0.00
Senior Executive Service	#	37	34	0	3	0	0	0	0	0	0	0	0	0	0	0	0	0
Senior Executive Service percent row	%	3.60	3.79	0.00	4.48	0.00	0.00	0.00	0.00	0.00	0.00	0.00	0.00	0.00	0.00	0.00	0.00	0.00
Other Senior Pay (Non-SES)	#	2	1	1	0	0	0	0	0	0	0	0	0	0	0	0	0	0
Other Senior Pay (Non-SES) percent row	%	0.19	0.11	2.13	0.00	0.00	0.00	0.00	0.00	0.00	0.00	0.00	0.00	0.00	0.00	0.00	0.00	0.00
TOTAL	#	1029	897	47	67	18	0	0	5	5	1	1	2	3	0	1	0	0

File Process Date and Time: 05/29/2019 02:13 PM

File Process Date and Time: 05/29/2019 02:13 PM

Grade Level		Total Workforce	No Disability [05]	Not Identified [01]	Disability [02-03, 06-99]	Targeted Disability	Developmental Disability [02]	Traumatic Brain Injury [03]	Deaf or Serious Difficulty Hearing [19]	Blind or Serious Difficulty Seeing [20]	Missing Extremities [31]	Significant Mobility Impairment [40]	Partial or Complete Paralysis [60]	Epilepsy or Other Seizure Disorders [82]	Intellectual Disability [90]	Significant Psychiatric Disorder [91]	Dwarfism [92]	Significant Disfigurement [93]
TOTAL percent row	%	100.00	100.00	100.00	100.00	100.00	0.00	0.00	100.00	100.00	100.00	100.00	100.00	100.00	0.00	100.00	0.00	0.00

NOTE: Percentages computed down columns and NOT across rows.

Table B4: PARTICIPATION RATES FOR GENERAL SCHEDULE (GS) GRADES by Disability (Temporary): Calculated within Group

Grade Level		Total Workforce	No Disability [05]	Not Identified [01]	Disability [02-03, 06-99]	Targeted Disability	Developmental Disability [02]	Traumatic Brain Injury [03]	Deaf or Serious Difficulty Hearing [19]	Blind or Serious Difficulty Seeing [20]	Missing Extremities [31]	Significant Mobility Impairment [40]	Partial or Complete Paralysis [60]	Epilepsy or Other Seizure Disorders [82]	Intellectual Disability [90]	Significant Psychiatric Disorder [91]	Dwarfism [92]	Significant Disfigurement [93]
GS-01	#	1	1	0	0	0	0	0	0	0	0	0	0	0	0	0	0	0
GS-01 percent row	%	1.22	1.30	0.00	0.00	0.00	0.00	0.00	0.00	0.00	0.00	0.00	0.00	0.00	0.00	0.00	0.00	0.00
GS-02	#	0	0	0	0	0	0	0	0	0	0	0	0	0	0	0	0	0
GS-02 percent row	%	0.00	0.00	0.00	0.00	0.00	0.00	0.00	0.00	0.00	0.00	0.00	0.00	0.00	0.00	0.00	0.00	0.00
GS-03	#	0	0	0	0	0	0	0	0	0	0	0	0	0	0	0	0	0
GS-03 percent row	%	0.00	0.00	0.00	0.00	0.00	0.00	0.00	0.00	0.00	0.00	0.00	0.00	0.00	0.00	0.00	0.00	0.00
GS-04	#	2	2	0	0	0	0	0	0	0	0	0	0	0	0	0	0	0
GS-04 percent row	%	2.44	2.60	0.00	0.00	0.00	0.00	0.00	0.00	0.00	0.00	0.00	0.00	0.00	0.00	0.00	0.00	0.00
GS-05	#	1	1	0	0	0	0	0	0	0	0	0	0	0	0	0	0	0
GS-05 percent row	%	1.22	1.30	0.00	0.00	0.00	0.00	0.00	0.00	0.00	0.00	0.00	0.00	0.00	0.00	0.00	0.00	0.00
GS-06	#	0	0	0	0	0	0	0	0	0	0	0	0	0	0	0	0	0
GS-06 percent row	%	0.00	0.00	0.00	0.00	0.00	0.00	0.00	0.00	0.00	0.00	0.00	0.00	0.00	0.00	0.00	0.00	0.00
GS-07	#	31	30	0	1	0	0	0	0	0	0	0	0	0	0	0	0	0
GS-07 percent row	%	37.80	38.96	0.00	25.00	0.00	0.00	0.00	0.00	0.00	0.00	0.00	0.00	0.00	0.00	0.00	0.00	0.00
GS-08	#	0	0	0	0	0	0	0	0	0	0	0	0	0	0	0	0	0
GS-08 percent row	%	0.00	0.00	0.00	0.00	0.00	0.00	0.00	0.00	0.00	0.00	0.00	0.00	0.00	0.00	0.00	0.00	0.00
GS-09	#	19	16	0	2	1	0	0	1	0	0	0	0	0	0	0	0	0
GS-09 percent row	%	23.17	20.78	0.00	50.00	100.00	0.00	0.00	100.00	0.00	0.00	0.00	0.00	0.00	0.00	0.00	0.00	0.00
GS-10	#	0	0	0	0	0	0	0	0	0	0	0	0	0	0	0	0	0
GS-10 percent row	%	0.00	0.00	0.00	0.00	0.00	0.00	0.00	0.00	0.00	0.00	0.00	0.00	0.00	0.00	0.00	0.00	0.00
GS-11	#	3	3	0	0	0	0	0	0	0	0	0	0	0	0	0	0	0
GS-11 percent row	%	3.66	3.90	0.00	0.00	0.00	0.00	0.00	0.00	0.00	0.00	0.00	0.00	0.00	0.00	0.00	0.00	0.00
GS-12	#	3	3	0	0	0	0	0	0	0	0	0	0	0	0	0	0	0
GS-12 percent row	%	3.66	3.90	0.00	0.00	0.00	0.00	0.00	0.00	0.00	0.00	0.00	0.00	0.00	0.00	0.00	0.00	0.00
GS-13	#	4	3	0	1	0	0	0	0	0	0	0	0	0	0	0	0	0
GS-13 percent row	%	4.88	3.90	0.00	25.00	0.00	0.00	0.00	0.00	0.00	0.00	0.00	0.00	0.00	0.00	0.00	0.00	0.00
GS-14	#	3	3	0	0	0	0	0	0	0	0	0	0	0	0	0	0	0
GS-14 percent row	%	3.66	3.90	0.00	0.00	0.00	0.00	0.00	0.00	0.00	0.00	0.00	0.00	0.00	0.00	0.00	0.00	0.00
GS-15	#	8	8	0	0	0	0	0	0	0	0	0	0	0	0	0	0	0
GS-15 percent row	%	9.76	10.39	0.00	0.00	0.00	0.00	0.00	0.00	0.00	0.00	0.00	0.00	0.00	0.00	0.00	0.00	0.00
All Other (Unspecified GS)	#	0	0	0	0	0	0	0	0	0	0	0	0	0	0	0	0	0
All Other (Unspecified GS) percent row	%	0.00	0.00	0.00	0.00	0.00	0.00	0.00	0.00	0.00	0.00	0.00	0.00	0.00	0.00	0.00	0.00	0.00
Senior Executive Service	#	1	1	0	0	0	0	0	0	0	0	0	0	0	0	0	0	0
Senior Executive Service percent row	%	1.22	1.30	0.00	0.00	0.00	0.00	0.00	0.00	0.00	0.00	0.00	0.00	0.00	0.00	0.00	0.00	0.00
Other Senior Pay (Non-SES)	#	5	5	0	0	0	0	0	0	0	0	0	0	0	0	0	0	0
Other Senior Pay (Non-SES) percent row	%	6.10	6.49	0.00	0.00	0.00	0.00	0.00	0.00	0.00	0.00	0.00	0.00	0.00	0.00	0.00	0.00	0.00
TOTAL	#	82	77	0	4	1	0	0	1	0	0	0	0	0	0	0	0	0

File Process Date and Time: 05/29/2019 02:13 PM

File Process Date and Time: 05/29/2019 02:13 PM

Grade Level		Total Workforce	No Disability [05]	Not Identified [01]	Disability [02-03, 06-99]	Targeted Disability	Developmental Disability [02]	Traumatic Brain Injury [03]	Deaf or Serious Difficulty Hearing [19]	Blind or Serious Difficulty Seeing [20]	Missing Extremities [31]	Significant Mobility Impairment [40]	Partial or Complete Paralysis [60]	Epilepsy or Other Seizure Disorders [82]	Intellectual Disability [90]	Significant Psychiatric Disorder [91]	Dwarfism [92]	Significant Disfigurement [93]
TOTAL percent row	%	100.00	100.00	0.00	100.00	100.00	0.00	0.00	100.00	0.00	0.00	0.00	0.00	0.00	0.00	0.00	0.00	0.00

NOTE: Percentages computed down columns and NOT across rows.

APPENDIX B

Table A7: APPLICANTS AND HIRES FOR MAJOR OCCUPATIONS by Race/Ethnicity and Sex

		Total					RACE/ETHNICITY											
							Hispanic or Latino		Non- Hispanic or Latino									
		White		Black or African		Asian			Native		American		Two or More					
		All	Male	Female	Male	Female	Male	Female	Male	Female	Male	Female	Male	Female	Male	Female	Male	Female
Job Title/Series: 0905 General Attorney																		
Total Received	#	5401																
Voluntarily Identified	#	4002	2367	1635	268	150	1492	780	353	432	225	241	3	3	13	22	13	7
	%	100%	59.15%	40.85%	6.70%	3.75%	37.28%	19.49%	8.82%	10.79%	5.62%	6.02%	.07%	.07%	.32%	.55%	.32%	.17%
Qualified of those Identified	#	3370	2036	1334	206	106	1310	653	293	347	202	200	3	0	10	21	12	7
	%	100%	60.42%	39.58%	6.11%	3.15%	38.87%	19.38%	8.69%	10.30%	5.99%	5.93%	.09%	.00%	.30%	.62%	.36%	.21%
Selected of those Identified	#	22	13	9	3	0	8	2	0	1	2	6	0	0	0	0	0	0
	%	100%	59.09%	40.91%	13.64%	.00%	36.36%	9.09%	.00%	4.55%	9.09%	27.27%	.00%	.00%	.00%	.00%	.00%	.00%
CLF			66.70%	33.30%	2.52%	1.85%	59.68%	26.68%	2.13%	2.60%	1.82%	1.74%	.02%	.01%	.31%	.23%	.22%	.18%

Table B7: APPLICATIONS AND HIRES FOR MAJOR OCCUPATIONS - Distribution by Disability (Either Permanent or Temporary)

[illegible]

Table A9: SELECTIONS FOR INTERNAL COMPETITIVE PROMOTIONS FOR MAJOR OCCUPATIONS by Race/Ethnicity and Sex

		Total			RACE/ETHNICITY													
					Hispanic or Latino		Non- Hispanic or Latino											
							White		Black or African		Asian		Native		American		Two or More	
		All	Male	Female	Male	Female	Male	Female	Male	Female	Male	Female	Male	Female	Male	Female	Male	Female
Job Title/Series: 0905 General Attorney																		
Total Received	#	0																
Voluntarily Identified	#	0	0	0	0	0	0	0	0	0	0	0	0	0	0	0	0	0
	%	100%	.00%	.00%	.00%	.00%	.00%	.00%	.00%	.00%	.00%	.00%	.00%	.00%	.00%	.00%	.00%	.00%
Qualified of those Identified	#	0	0	0	0	0	0	0	0	0	0	0	0	0	0	0	0	0
	%	100%	.00%	.00%	.00%	.00%	.00%	.00%	.00%	.00%	.00%	.00%	.00%	.00%	.00%	.00%	.00%	.00%
Selected of those Identified	#	0	0	0	0	0	0	0	0	0	0	0	0	0	0	0	0	0
	%	100%	.00%	.00%	.00%	.00%	.00%	.00%	.00%	.00%	.00%	.00%	.00%	.00%	.00%	.00%	.00%	.00%

This chart denotes that there were no internal vacancies for which an employee in a Major Occupation was selected for a Promotion.

Table B9: SELECTIONS FOR INTERNAL COMPETITIVE PROMOTIONS for Major Occupations by Disability

	Total	Total by Disability Status				Detail for Targeted Disabilities												
		No Disability [05]	Not Identified [01]	Disability [06-98]	Targeted Disability	Developmental Disability [02]	Traumatic Brain Injury [03]	Deaf or Serious Difficulty Hearing [19]	Blind or Serious Difficulty Seeing [20]	Missing Extremities [31]	Significant Mobility Impairment [40]	Partial or Complete Paralysis [60]	Epilepsy or Other Seizure Disorder [82]	Severe Intellectual Disability [90]	Significant Psychiatric Disorder [91]	Dwarfism [92]	Significant Disfigurement [93]	
Occupation Series Code (Four Digits): 0905																		
Total Received	#	0																
Voluntarily Identified	#	0	0	0	0	0	0	0	0	0	0	0	0	0	0	0	0	0
	%	0.00%	0.00%	0.00%	0.00%	0.00%	0.00%	0.00%	0.00%	0.00%	0.00%	0.00%	0.00%	0.00%	0.00%	0.00%	0.00%	0.00%
Qualified of those Identified	#	0	0	0	0	0	0	0	0	0	0	0	0	0	0	0	0	0
	%	0.00%	0.00%	0.00%	0.00%	0.00%	0.00%	0.00%	0.00%	0.00%	0.00%	0.00%	0.00%	0.00%	0.00%	0.00%	0.00%	0.00%
Selected of those Identified	#	0	0	0	0	0	0	0	0	0	0	0	0	0	0	0	0	0
	%	0.00%	0.00%	0.00%	0.00%	0.00%	0.00%	0.00%	0.00%	0.00%	0.00%	0.00%	0.00%	0.00%	0.00%	0.00%	0.00%	0.00%

This chart denotes that there were no internal vacancies for which an employee in a Major Occupation was selected for a Promotion.

Table A10: NON-COMPETITIVE PROMOTIONS - TIME IN GRADE - Distribution by Race/Ethnicity and Sex

Employment Tenure		TOTAL WORKFORCE			RACE/ETHNICITY													
					Hispanic or Latino		Non- Hispanic or Latino											
							White		Black or African American		Asian		Native Hawaiian or Other Pacific		American Indian or Alaska Native		Two or more races	
		All	male	female	male	female	male	female	male	female	male	female	male	female	male	female	male	female
Total Employees	#	172	86	86	2	3	61	50	13	22	9	9	0	0	0	0	1	2
Eligible for Career	%	100.00	50.00	50.00	1.16	1.74	35.47	29.07	7.56	12.79	5.23	5.23	0.00	0.00	0.00	0.00	0.58	1.16
Time in grade in excess of minimum																		
1-12 months	#	35	14	21	0	1	12	10	1	8	1	2	0	0	0	0	0	0
	%	100.00	40.00	60.00	0.00	2.86	34.29	28.57	2.86	22.86	2.86	5.71	0.00	0.00	0.00	0.00	0.00	0.00
13-24 months	#	14	6	8	0	0	5	6	0	2	1	0	0	0	0	0	0	0
	%	100.00	42.86	57.14	0.00	0.00	35.71	42.86	0.00	14.29	7.14	0.00	0.00	0.00	0.00	0.00	0.00	0.00
25+ months	#	123	66	57	2	2	44	34	12	12	7	7	0	0	0	0	1	2
	%	100.00	53.66	46.34	1.63	1.63	35.77	27.64	9.76	9.76	5.69	5.69	0.00	0.00	0.00	0.00	0.81	1.63

Table B10: NON-COMPETITIVE PROMOTIONS - TIME IN GRADE by Disability

Table B10: NON-COMPETITIVE PROMOTIONS - TIME IN GRADE by Disability															
Non-Competitive Promotions		TOTAL	Total by Disability Status				Detail for Targeted Disabilities								
			No Disability [05]	Not Identified [01]	Disability [06-98]	Targeted Disability	Hearing [16/17 or 18]	Vision [23/25 or 21]	Missing Extremities [28, 32-38 or 30]	Partial Paralysis [64-68 or 69]	Complete Paralysis [71-78 or 79]	Epilepsy [82]	Severe Intellectual Disability [90]	Psychiatric Disability [91]	Dwarfism [92]
Total Employees in Career Ladder	#	172	147	14	9	2	0	1	0	0	0	1	0	0	0
	%	100.00	85.47	8.14	5.23	1.16	0.00	0.58	0.00	0.00	0.00	0.58	0.00	0.00	0.00
Time in Grade in excess of minimum															
1-12 months	#	35	33	0	1	1	0	1	0	0	0	0	0	0	0
	%	100.00	94.29	0.00	2.86	2.86	0.00	2.86	0.00	0.00	0.00	0.00	0.00	0.00	0.00
13-24 months	#	14	12	2	0	0	0	0	0	0	0	0	0	0	0
	%	100.00	85.71	14.29	0.00	0.00	0.00	0.00	0.00	0.00	0.00	0.00	0.00	0.00	0.00
25+ months	#	123	102	12	8	1	0	0	0	0	0	1	0	0	0
	%	100.00	82.93	9.76	6.50	0.81	0.00	0.00	0.00	0.00	0.00	0.81	0.00	0.00	0.00

[illegible]

Table B11: INTERNAL SELECTIONS FOR SENIOR LEVEL (GS 13/14, GS 15, and SES) POSITIONS by Disability

	Total	Total by Disability Status				Detail for Targeted Disabilities											
		No Disability [05]	Not Identified [01]	Disability [06 - 98]	Targeted Disability	Developmental Disability [02]	Traumatic Brain Injury [03]	Deaf or Serious Difficulty Hearing [19]	Blind or Serious Difficulty Seeing [20]	Missing Extremities [31]	Significant Mobility Impairment [40]	Partial or Complete Paralysis [60]	Epilepsy or Other Seizure Disorders [82]	Intellectual Disability [90]	Significant Psychiatric Disorder [91]	Dwarfism [92]	Significant Disfigurement [93]

Grade: 13

[illegible]

Grade: 14

Grade: 14																		
Relevant Applicant Pool %	%																	
Total Applications Received	#	9	4	4	1	1	0	0	0	0	0	0	1	0	0	0	0	0
	%	100.00%	44.44%	44.44%	11.11%	11.11%	0.00%	0.00%	0.00%	0.00%	0.00%	0.00%	11.11%	0.00%	0.00%	0.00%	0.00%	0.00%
Qualified	#	6	2	3	1	1	0	0	0	0	0	0	1	0	0	0	0	0
	%	100.00%	33.33%	50.00%	16.67%	16.67%	0.00%	0.00%	0.00%	0.00%	0.00%	0.00%	16.67%	0.00%	0.00%	0.00%	0.00%	0.00%
Selected	#	5	2	2	1	1	0	0	0	0	0	0	1	0	0	0	0	0
	%	100.00%	40.00%	40.00%	20.00%	20.00%	0.00%	0.00%	0.00%	0.00%	0.00%	0.00%	20.00%	0.00%	0.00%	0.00%	0.00%	0.00%

Grade: 15

[illegible]

Table A12: PARTICIPATION IN CAREER DEVELOPMENT - Distribution by Race/Ethnicity and Sex

Employment Tenure	TOTAL WORKFORCE			RACE/ETHNICITY													
				Hispanic or Latino		Non- Hispanic or Latino											
						White		Black or African American		Asian		Native Hawaiian or Other Pacific Islander		American Indian or Alaska Native		Two or more races	
	All	male	female	male	female	male	female	male	female	male	female	male	female	male	female	male	female
Career Development Programs for GS 5-12																	
Slots	#	0															
Relevant Applicant Pool	#	215	87	128	2	10	43	37	32	72	8	6	0	0	1	0	0
	%	100.00	0.40	0.60	0.02	0.08	0.49	0.29	0.37	0.56	0.09	0.05	0.00	0.00	0.01	0.00	0.02
Applied	#	0	0	0	0	0	0	0	0	0	0	0	0	0	0	0	0
	%	100.00	0.00	0.00	0.00	0.00	0.00	0.00	0.00	0.00	0.00	0.00	0.00	0.00	0.00	0.00	0.00
Participants	#	0	0	0	0	0	0	0	0	0	0	0	0	0	0	0	0
	%	100.00	0.00	0.00	0.00	0.00	0.00	0.00	0.00	0.00	0.00	0.00	0.00	0.00	0.00	0.00	0.00
Career Development Programs for GS 13-14																	
Slots	#	0															
Relevant Applicant Pool	#	331	166	165	6	7	104	94	36	46	18	15	0	1	1	1	1
	%	100.00	0.50	0.50	0.04	0.04	0.63	0.57	0.22	0.28	0.11	0.09	0.00	0.01	0.01	0.01	0.01
Applied	#	0	0	0	0	0	0	0	0	0	0	0	0	0	0	0	0
	%	100.00	0.00	0.00	0.00	0.00	0.00	0.00	0.00	0.00	0.00	0.00	0.00	0.00	0.00	0.00	0.00
Participants	#	0	0	0	0	0	0	0	0	0	0	0	0	0	0	0	0
	%	100.00	0.00	0.00	0.00	0.00	0.00	0.00	0.00	0.00	0.00	0.00	0.00	0.00	0.00	0.00	0.00
Career Development Programs for GS 15 and SES																	
Slots	#	4															
Relevant Applicant Pool	#	651	361	290	10	12	318	218	15	23	16	36	2	0	0	1	0
	%	100.00	0.55	0.45	0.03	0.04	0.88	0.75	0.04	0.08	0.04	0.12	0.01	0.00	0.00	0.00	0.00
Applied	#	8	4	4	0	0	4	1	0	2	0	1	0	0	0	0	0
	%	100.00	50.00	50.00	0.00	0.00	50.00	12.50	0.00	25.00	0.00	12.50	0.00	0.00	0.00	0.00	0.00
Participants	#	4	2	2	0	0	2	0	0	1	0	1	0	0	0	0	0
	%	100.00	50.00	50.00	0.00	0.00	50.00	0.00	0.00	25.00	0.00	25.00	0.00	0.00	0.00	0.00	0.00
"Relevant Applicant Pool" includes all employees in pay grades eligible for the career development program.																	

NOTE: GS 5-12, there is one Male who did not identify Ethnicity / Race.

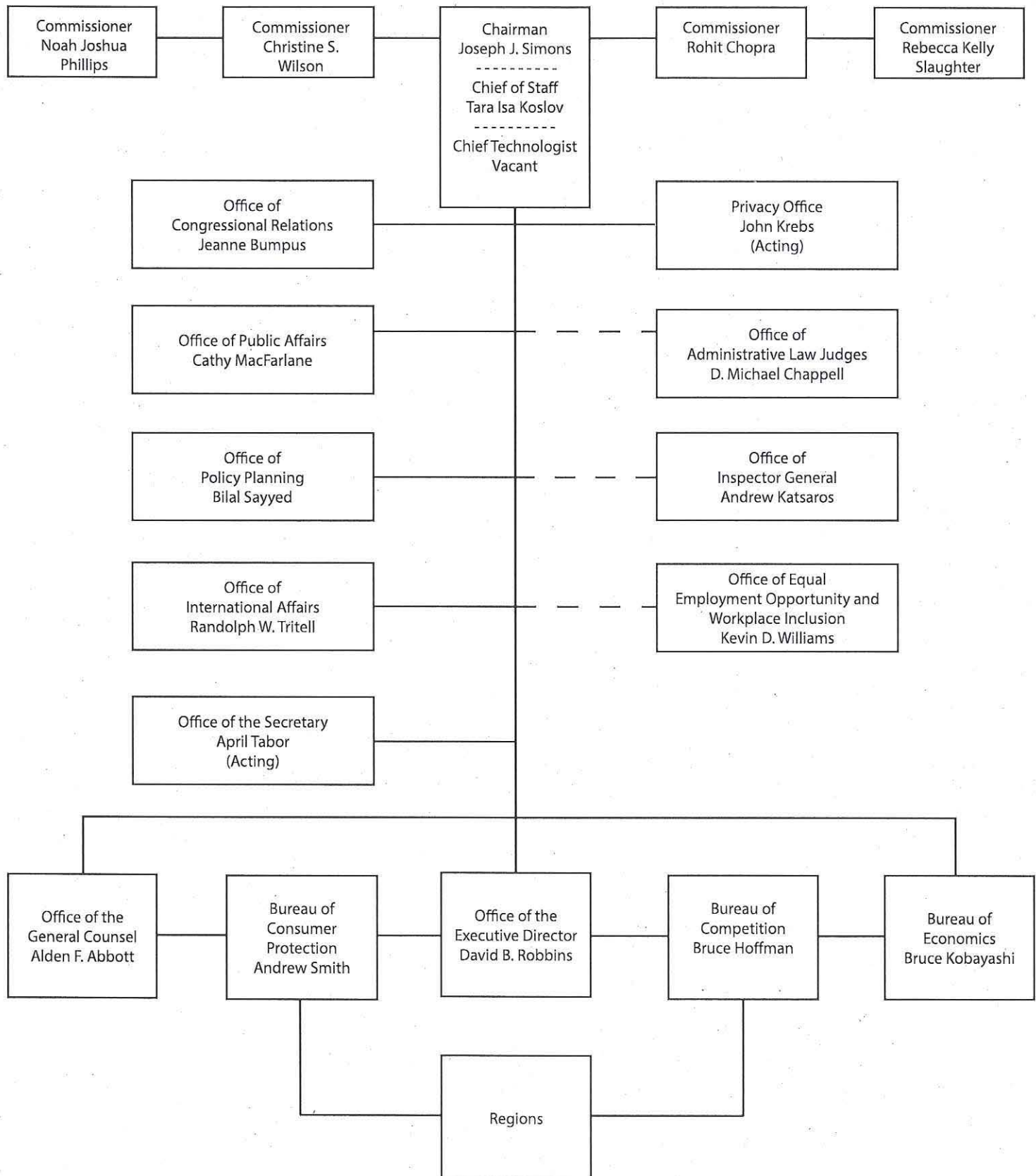
Table B12: PARTICIPATION IN CAREER DEVELOPMENT - Distribution by Disability

Career Development	TOTAL	Total by Disability Status				Detail for Targeted Disabilities												
		No Disability [05]	Not Identified [01]	Disability [02-03, 06-99]	Targeted Disability	Developmental Disability	Traumatic Brain Injury [03]	Deaf or Serious Difficulty	Blind or Serious Difficulty	Missing Extremities[31]	Significant Mobility Impairment	Partial or Complete Paralysis	Epilepsy or Other Seizure	Intellectual Disability [90]	Significant Psychiatric Disorder	Dwarfism [92]	Significant Disfigurement [93]	
Career Development Programs for GS 5-12																		
Slots	#	0																
Relevant Applicant Pool	#	215	168	19	28	2	0	0	0	0	0	0	0	1	0	1	0	0
	%	100.00	0.78	0.09	0.13	0.07	0.00	0.00	0.00	0.00	0.00	0.00	0.00	0.04	0.00	0.04	0.00	0.00
Applied	#	0	0	0	0	0	0	0	0	0	0	0	0	0	0	0	0	0
	%	100.00	0.00	0.00	0.00	0.00	0.00	0.00	0.00	0.00	0.00	0.00	0.00	0.00	0.00	0.00	0.00	0.00
Participants	#	0	0	0	0	0	0	0	0	0	0	0	0	0	0	0	0	0
	%	100.00	0.00	0.00	0.00	0.00	0.00	0.00	0.00	0.00	0.00	0.00	0.00	0.00	0.00	0.00	0.00	0.00
Career Development Programs for GS 13-14																		
Slots	#	0																
Relevant Applicant Pool	#	331	282	17	32	0	0	0	0	0	0	0	0	0	0	0	0	0
	%	100.00	0.85	0.05	0.10	0.00	0.00	0.00	0.00	0.00	0.00	0.00	0.00	0.00	0.00	0.00	0.00	0.00
Applied	#	0	0	0	0	0	0	0	0	0	0	0	0	0	0	0	0	0
	%	100.00	0.00	0.00	0.00	0.00	0.00	0.00	0.00	0.00	0.00	0.00	0.00	0.00	0.00	0.00	0.00	0.00
Participants	#	0	0	0	0	0	0	0	0	0	0	0	0	0	0	0	0	0
	%	100.00	0.00	0.00	0.00	0.00	0.00	0.00	0.00	0.00	0.00	0.00	0.00	0.00	0.00	0.00	0.00	0.00
Career Development Programs for GS 15 and SES																		
Slots	#	4																
Relevant Applicant Pool	#	651	589	21	41	2	0	0	0	0	0	0	0	2	0	0	0	0
	%	100.00	0.90	0.03	0.06	0.05	0.00	0.00	0.00	0.00	0.00	0.00	0.00	0.05	0.00	0.00	0.00	0.00
Applied	#	8	6	0	2	0	0	0	0	0	0	0	0	0	0	0	0	0
	%	100.00	75.00	0.00	25.00	0.00	0.00	0.00	0.00	0.00	0.00	0.00	0.00	0.00	0.00	0.00	0.00	0.00
Participants	#	4	3	0	1	0	0	0	0	0	0	0	0	0	0	0	0	0
	%	100.00	75.00	0.00	25.00	0.00	0.00	0.00	0.00	0.00	0.00	0.00	0.00	0.00	0.00	0.00	0.00	0.00
"Relevant Applicant Pool" = all employees in the next lower pay grade and in all series that qualify them for the position announced																		

APPENDIX C

FEDERAL TRADE COMMISSION

Organization Chart



APPENDIX D



UNITED STATES OF AMERICA
FEDERAL TRADE COMMISSION
WASHINGTON, D.C. 20580

Office of the Chairman

January 12, 2018

MEMORANDUM

FROM: Acting Chairman Maureen K. Ohlhausen

TO: Commission Staff and Commissioners

SUBJECT: The Annual Equal Employment Opportunity Statement and Celebration of the Martin Luther King, Jr., Day of Service 2018

"Make a career of humanity. Commit yourself to the noble struggle for equal rights. You will make a better person of yourself, a greater nation of your country, and a finer world to live in." — Dr. Martin Luther King, Jr.

As the nation prepares to commemorate the 32nd anniversary of the Dr. Martin Luther King, Jr. Day, it is an appropriate time to reiterate the Federal Trade Commission's commitment to equal employment opportunity and a diverse, inclusive environment. The FTC has a zero tolerance policy for harassment and unlawful employment discrimination based on race, color, national origin, sex (including pregnancy and gender identity), age (40 years and over), disability, religion, genetic information, sexual orientation, or reprisal. Managers and supervisors must take swift and appropriate action to correct and reduce the recurrence of any incidents of harassment and prevent any instances of unlawful employment discrimination.

Employees who believe that they have been subject to harassment, including any form of sexual harassment, or discrimination are encouraged to exercise their right to file an EEO complaint, or otherwise oppose unlawful employment discrimination, without fear of reprisal. For more information, contact the Office of EEO at www.eeoc.gov, or (202) 326-2196. I urge all staff to read the FTC's EEO policies, located in Chapter 5, Sections 400-420, of the *Administrative Manual*. These apply to applicants, employees, and former employees. In addition, they cover all agency practices, procedures, and programs.

As a federal agency, we are striving toward a model EEO workplace. In this regard, all FTC employees bear responsibility for implementing our EEO policy in employment actions and daily conduct. On Monday, January 15, 2018, as we reflect on the life and work of Dr. King, let us remember that we all play a pivotal role in making the FTC one of the best places to work and helping attain our mutual goal of being a model EEO workplace.

I encourage all employees to consider making the King Holiday a day of service in your respective communities. Information on prospective volunteer service projects can be found at www.mlkday.gov.

Thank you.

APPENDIX E

Federal Trade Commission

Strategic
Plan for
Fiscal Years
2018 to 2022



Message from the Acting Chairman

It is with pleasure that I present the Federal Trade Commission's Strategic Plan – the road map that will guide us over the next five years. The plan's goals and performance measures will enable us to gauge our success in protecting consumers, maintaining competition, and advancing our organizational performance.

We have revised our Strategic Plan in accordance with the GPRA Modernization Act (GPRMA) of 2010, which requires federal agencies to update their strategic plans every four years. This new plan will serve as the basis for reporting the agency's performance results.


This plan includes several updates. We have updated our mission statement to reflect better the FTC's active role in consumer protection and competition law enforcement, advocacy, and education efforts on behalf of American consumers and businesses. We have expanded our management goal (Strategic Goal 3) to address further information and technology management as critical support functions at the FTC. We have also introduced several new measures in Goal 3 that reflect the importance of support functions in maintaining our ability to serve the public.

On behalf of the Commission and FTC staff, we look forward to working with Congress, consumers, businesses, and our federal, state, local, and international law enforcement partners and other stakeholders as we strive for excellence.

Acting FTC Chairman
Maureen K. Ohlhausen

Table of Contents

Overview	3
Strategic Goal 1 – Protect Consumers From Unfair and Deceptive Practices In The Marketplace.....	6
Strategic Goal 2 – Maintain Competition to Promote a Marketplace Free From Anticompetitive Mergers, Business Practices, or Public Policy Outcomes	12
Strategic Goal 3 – Advance the FTC’s Performance Through Excellence in Managing Resources, Human Capital, and Information Technology	17
Appendix of Performance Goals	23
Acknowledgements.....	26



The FTC's Mission:

Protecting consumers and competition by preventing anticompetitive, deceptive, and unfair business practices through law enforcement, advocacy, and education without unduly burdening legitimate business activity.

The FTC's Vision:

A vibrant economy characterized by vigorous competition and consumer access to accurate information.

Strategic Goal 1

Protect consumers from unfair and deceptive practices in the marketplace

Strategic Goal 2

Maintain competition to promote a marketplace free from anticompetitive mergers, business practices, or public policy outcomes

Strategic Goal 3

Advance the FTC's performance through excellence in managing resources, human capital, and information technology



Overview

Our Organization

The FTC is an independent agency that reports to the President and to Congress on its actions. These actions include pursuing vigorous and effective law enforcement; advancing consumers' interests by sharing its expertise with Congress, state legislatures, and U.S. and international agencies; developing policy and research tools through hearings, workshops, and conferences; and creating practical and plain-language educational programs and materials for consumers and businesses in a global marketplace with constantly changing technologies.

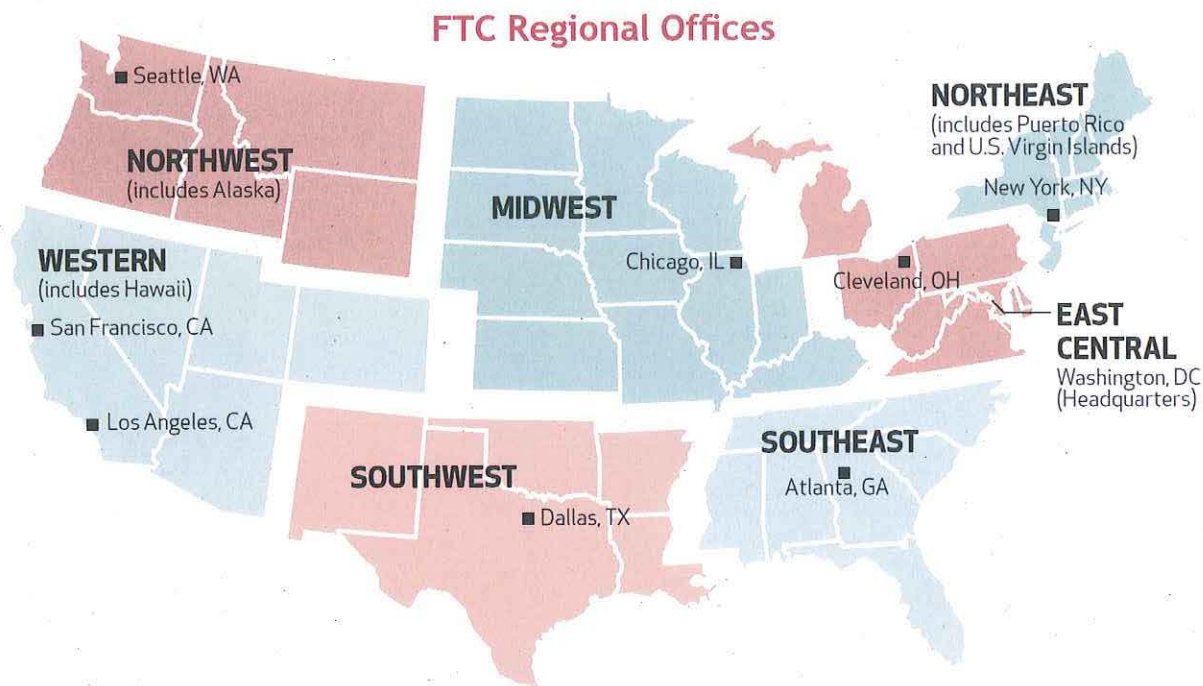
The FTC has a long tradition of maintaining a competitive marketplace for both consumers and businesses. In 1914, President Woodrow Wilson signed the Federal Trade Commission Act into law, creating the FTC, which then absorbed its predecessor organization, the Bureau of Corporations, in 1915. When the FTC was created in 1914, its purpose was to prevent unfair methods of competition in commerce as part of the battle to "bust the trusts." Over the years, the Congress passed additional laws giving the agency greater authority over anticompetitive practices.

Recognizing that unfair and deceptive practices can distort a competitive marketplace as much as unfair methods of competition, in 1938 Congress amended the FTC Act and granted the FTC authority to stop "unfair or deceptive acts or practices in or affecting commerce." Since then, the FTC also has been directed to enforce a wide variety of other consumer protection laws and regulations.

The FTC is headed by a five-member Commission, nominated by the President and confirmed by the Senate, each serving a staggered 7-year term. The President chooses one commissioner to act as Chair. No more than three commissioners may be from the same political party.

The FTC's mission is carried out by the Bureau of Consumer Protection (BCP), the Bureau of Competition (BC), and the Bureau of Economics (BE). Their work is supported by the Office of the General Counsel, the Office of International Affairs, the Office of Policy Planning, the Office of the Secretary, the Office of the Executive Director, the Office of Congressional Relations, the Office of Public Affairs, the Office of Administrative Law Judges, the Office of Equal Employment and Workplace Inclusion, the Office of Inspector General, and eight regional offices across the country.

The FTC's workforce is its greatest asset. The agency's workforce consists of 1141 civil service employees dedicated to carrying out the agency's mission.



Scope of Responsibilities

The FTC is an independent law enforcement agency with both consumer protection and competition jurisdiction in broad sectors of the economy. The agency administers a wide variety of laws, such as the Federal Trade Commission Act (FTC Act), Fair Credit Reporting Act, and Clayton Act. In total, the Commission has enforcement or administrative responsibilities under more than 70 laws (see <https://www.ftc.gov/enforcement/statutes> for a listing). The FTC also enforces rules issued pursuant to the Federal Trade Commission Act or other laws, including the Business Opportunity Rule and the Telemarketing Sales Rule.

The Planning Process

The Office of the Executive Director led the strategic plan update process by establishing a governance structure supported by two governing bodies whose membership is representative of the entire FTC. First, a Working Group comprised of senior subject matter experts and analysts who reviewed the current Strategic Plan and produced the updated Draft 2018-2022 Strategic Plan. Second, an Executive Steering Committee comprised of executive leadership from across the FTC evaluated the plan and provided input on the Acting Chairman's goals and policy initiatives. The performance results described in this plan enable the FTC to administer its programs, gauge programmatic success, and make adjustments necessary to improve program quality. Staff who are responsible for performance reporting are guided by a Data Quality Appendix that provides details on the data quality of each performance goal.

Stakeholder Engagement

The FTC regularly reports to Congress, the President, and the public on its work to advance consumers' interests through its vigorous and effective law enforcement, sharing of expertise with domestic and international government agencies, conducting research, developing policy, and educating consumers and businesses.

The agency maintains a website at www.ftc.gov that provides information for both consumers and businesses, as well as online forms through which consumers may file complaints. The website includes a Performance page that contains the agency's current and prior financial and performance reports, as well as information on performance goal definitions and data quality.

The FTC's Strategic Plan reflects consumer and business engagement through objectives and measures that align consumer protection actions with complaint data, consumer and business satisfaction with access and education, and actions taken to maintain competition in merger and nonmerger cases.

In drafting this plan, the FTC held a 30-day public comment period. Staff contacted over 165 stakeholder organizations, as well 12 congressional committees, to encourage stakeholders to provide comments on the plan.

Major Management Priorities and Objectives

The FTC's management objectives are incorporated into Strategic Goal 3: Advance the FTC's performance through excellence in managing resources, human capital, and information technology. This Strategic Plan addresses priorities in areas of human capital management, information technology management and planning, financial and acquisition management, staff emergency preparedness, records management and ethics.

Strategic Goal 1 - Protect Consumers From Unfair and Deceptive Practices In The Marketplace

The FTC protects consumers from unfair and deceptive practices in the marketplace. The FTC conducts investigations, sues companies and people that violate the law, develops rules to protect consumers, and educates consumers and businesses about their rights and responsibilities. The agency also collects complaints about a host of consumer issues, including fraud, identity theft, financial matters, and Do Not Call violations. The FTC makes these complaints available to law enforcement agencies worldwide.

Because the FTC has jurisdiction over a wide range of consumer protection issues in order to carry out its broad mission, it must make effective use of limited resources by targeting its law enforcement and education efforts to achieve maximum impact and by working closely with federal, state, international, and private sector partners in joint initiatives. In addition, the agency engages in dialogue with a variety of stakeholders to understand emerging issues. The FTC also conducts research on a variety of consumer protection topics.

The FTC focuses on investigating and litigating cases that cause or are likely to cause substantial injury to consumers. This includes not only monetary injury, but also, for example, unwarranted health and safety risks. By focusing on practices that are actually harming or likely to harm consumers, the FTC can best use its limited resources.

Evaluations and Research

The FTC continuously evaluates the effectiveness of its efforts to protect consumers. The agency's research and analysis of important and emerging consumer protection issues enhances agency decision making and enables the agency to better protect consumers. This work is done through the Bureau of Consumer Protection and the Bureau of Economics. The FTC assesses the extent to which the consumer complaint and other information made available by the agency is used by FTC staff and our law enforcement partners. The agency evaluates whether enforcement activities are tracking the areas of greatest concern and whether there are new practices or technologies that require additional law enforcement.

- The agency reviews the focus of FTC consumer and business education efforts, determining whether the agency needs to reach new audiences in light of changes in demographics, advertising, and marketing practices, and identifying strategies or partnerships that will allow the FTC to reach those audiences.
- The FTC conducts independent studies and investigations on consumer protection issues associated with new technologies.
- The process for determining the success of our advocacy comments was re-evaluated in FY 2015. The refined process is meant to be more transparent, more consistently applied, and objective.

Strategic Objectives

The FTC has established three objectives to guide work in this area:

- **Objective 1.1** Identify and take actions to address deceptive or unfair practices that harm consumers.
- **Objective 1.2** Provide consumers and businesses with knowledge and tools that provide guidance and prevent harm.
- **Objective 1.3** Collaborate with domestic and international partners to enhance consumer protection.

Objective 1.1 Identify and take actions to address deceptive or unfair practices that harm consumers.

The FTC protects consumers by enforcing Section 5 of the FTC Act, which prohibits unfair or deceptive acts or practices in or affecting commerce, and by enforcing a number of statutes and rules proscribing specific unlawful practices. The FTC's Bureau of Consumer Protection, with the support of the Bureau of Economics, investigates cases and initiates civil enforcement actions, primarily by filing actions in federal court, when there is reason to believe that entities have violated these laws and rules. The FTC's enforcement actions seek injunctions and other relief. The FTC also brings enforcement actions via administrative proceedings.

To fulfill its goal of protecting consumers, the FTC must identify consumer protection issues and trends in the fast-changing, increasingly global marketplace. The agency strives to understand the issues affecting consumers, including any newly emerging methods of fraud, so that it can target its enforcement, education, and advocacy on those areas where consumers suffer the most harm. The FTC leverages its resources by sharing information with, and encouraging other law enforcement authorities to assist it in its efforts, by acting either independently or jointly.

To help ensure that its enforcement, education and advocacy efforts are well-targeted, the Bureau of Consumer Protection works with the Bureau of Economics in evaluating economic harm to consumers as cases and programs are developed.

The agency continues to collect consumer complaint information directly through four principal sources:

- a toll-free helpline (1-877-FTC- HELP)
- an identity theft hotline (1-877-ID-THEFT)
- the National Do Not Call Registry (1-888-382-1222)
- the online consumer complaint forms that support items 1-3; as well as online forms dedicated to complaints from members of the U.S. Armed Forces and to cross-border fraud complaints.

In addition, the FTC continues to gather consumer complaint information from other sources, including national surveys, state and federal law enforcement agencies, Better Business Bureaus, and private entities.

The Consumer Sentinel Network (CSN) is the FTC's secure website that provides more than 2,300 law enforcement users worldwide with access to more than 30 million consumer fraud, identity theft, financial, and Do Not Call Registry complaints collected during the past five years. Every year the FTC publishes a report of the top consumer complaints received.

The FTC recognizes that consumers cannot always identify whether unfair or deceptive practices have occurred. For example, consumers cannot evaluate for themselves the truthfulness of an environmental marketing claim, such as "made with recycled content." The agency, therefore, identifies targets by augmenting its complaint databases with other enforcement leads, such as ad monitoring, Internet "surfs" (monitoring the Internet for potentially false or deceptive advertising for a targeted product or service), evaluation of mobile practices, and direct referrals from government and private sector partners.

Strategies

- The FTC targets law enforcement efforts on violations that cause the greatest amount of consumer harm by reviewing complaints, monitoring practices in the marketplace, and evaluating other information. The FTC and its law enforcement partners mine the CSN database to identify trends and targets, as well as to develop cases against existing targets.
- The FTC stops injury through law enforcement that focuses on preventing fraud and harm to consumers, protecting consumer privacy, monitoring national advertising and new technologies, and suing entities that violate federal court and administrative orders obtained by the FTC.

External Factors

- Complaints are an integral component when determining the areas of greatest concern and injury to consumers. The FTC continually works to increase public awareness of the complaint process to encourage consumers to report fraud, identity theft, Do Not Call Registry violations, and other complaints. Identifying unlawful practices can be impacted by the number of complaints the agency receives. The volume of consumer complaints about marketplace experiences can influence the identification of law enforcement targets, broader trends, and policy concerns.
- The FTC's effectiveness in taking action to protect consumers may be affected by Congressional legislation, budgetary constraints, and staffing needs.
- The increasing costs of litigation, including the costs associated with processing and storing increasingly large amounts of electronic data in investigations and cases, may also affect the number of enforcement actions brought.

Performance Goals

1.1.1 Percentage of the FTC's consumer protection law enforcement actions that targeted the subject of consumer complaints to the FTC.

1.1.2 Rate of customer satisfaction with the FTC's Consumer Response Center.

1.1.3 Total consumer savings compared to the amount of FTC resources allocated to consumer protection law enforcement.

1.1.4 Amount of money returned to consumers or forwarded to the U.S. Treasury resulting from FTC enforcement action.

Objective 1.2 Provide consumers and businesses with knowledge and tools that provide guidance and prevent harm.

Consumer and business education serves as the first line of defense against deception and unfair practices. Well-informed consumers are better able to protect themselves from bad actors in the marketplace and well-informed business owners are less likely to inadvertently violate the law. The agency strives to give consumers the tools they need to make informed decisions and to give business the tools they need to comply with the law. Most FTC law enforcement initiatives include a consumer and/or business education component aimed at preventing consumer injury and unlawful business practices, and mitigating financial losses. The agency also conducts consumer and business education campaigns to raise awareness of new or emerging marketplace issues that have the potential to cause harm.

The FTC has a unique mandate to undertake certain forms of research based on Section 6 of the FTC Act. Under this authority, the FTC gathers, analyzes, and makes public certain information that serves the public interest. The FTC also convenes conferences and workshops through which experts and other experienced and knowledgeable parties identify cutting-edge consumer protection issues and discuss ways to address those issues. The FTC recognizes that stakeholders other than government are at times better placed to address certain consumer protection issues. The agency, therefore, encourages self-regulatory efforts and partners with the private sector to disseminate consumer education content developed by the agency.

Strategies

- The FTC focuses consumer and business education efforts on areas where deception, unfair practices, and information gaps cause the greatest injury. The FTC targets particular demographic groups with print and digital messages about marketplace issues that impact their health, safety, and economic well-being, both online and off. The agency also engages in education and outreach initiatives through multimedia and interactive content.
- The FTC creatively uses new technologies and private and public partnerships to reach new and underserved audiences, particularly those who may not seek information directly from the FTC.
- The FTC will continue to educate consumers about how to avoid identity theft and provide information to those who have become victims of identity theft.
- The FTC will continue to publicize its consumer complaint and identity theft websites and toll-free numbers in an ongoing effort to increase public awareness of its activities and inform the public of ways to contact the FTC to obtain information or file a complaint.
- The FTC will provide small businesses with more education resources to help them understand the law so they can comply with it.
- The FTC monitors the marketplace and technological developments to identify emerging consumer protection issues, holds workshops or conferences to examine these issues, and, where appropriate, issues reports analyzing the issues to provide the public with knowledge and tools to prevent consumer harm.

External Factors

- The FTC faces challenges meeting the demand for educational materials available in print and works to mitigate these issues through judicious use of funding, publication revisions, streamlining the catalog of printed materials, and emphasizing the materials available on the website.
- The financial and staffing resources required for consumer and business education, conferences, workshops, and reports may impact the success of this objective. Budgetary limitations and the increasing costs of litigation may require the FTC to devote fewer resources to this objective.

Performance Goals

1.2.1 Rate of consumer satisfaction with FTC consumer education websites.

1.2.2 Number of workshops and conferences the FTC convened that address consumer protection issues.

1.2.3 Number of consumer protection reports the FTC released.

Objective 1.3 Collaborate with domestic and international partners to enhance consumer protection.

Geographic location and other demographics may affect the types of deceptive and unfair conduct that consumers encounter. It is, therefore, important for governmental and non-governmental organizations to share information and resources to enhance consumer protection. The FTC works with partners in the United States and internationally to address consumer protection challenges, including new and emerging ones.

The FTC promotes consumer protection domestically by partnering with federal and state law enforcement in lawsuits that challenge and stop unlawful practices and seek redress for victims. It also promotes consumer protection through advocacy by filing comments with federal, state, and local government bodies and amicus briefs with the courts.

Because telemarketing and internet fraud, privacy violations, and data security breaches are increasingly cross-border in scope, the FTC routinely cooperates and collaborates with its foreign counterparts to implement broad-based international programs that combine cross-border law enforcement, policy, and technical assistance work.

Strategies

- The FTC leverages resources by working with domestic and international partners in government and the private sector to share information about consumer protection issues.
- The FTC pursues the development of international consumer protection enforcement models or approaches that focus on protecting consumers while maximizing consumer choice and economic benefit.
- The FTC provides technical assistance to countries establishing consumer protection regimes, as well as providing selected foreign officials with an opportunity to work alongside FTC attorneys, investigators, and economists to learn about the FTC's approach to consumer protection enforcement and to promote further cooperation between the countries.
- The FTC actively participates in numerous multinational organizations that engage in enforcement cooperation activities against mass-marketing fraud.

- The FTC provides policy advice to foreign consumer protection agencies through substantive consultations and written comments.
- The FTC targets advocacy activities to encourage federal regulators to ensure proper consumer protections are in place. The FTC's amicus briefs seek to ensure consistent interpretation of the consumer protection statutes in the courts.

External Factors

- When matters involve international targets, evidence, or assets, the FTC has limited control over a number of factors, including the extent to which foreign governments will provide information or cooperate with us on law enforcement matters. In addition, foreign legal rules often prohibit or limit foreign courts from recognizing or enforcing FTC judgments and orders, including asset preservation or collection orders. The FTC uses its US SAFE WEB Act authority to expand its international enforcement efforts and continues its outreach efforts to foreign governments to increase cooperation.
- Domestic advocacy, both to federal regulators and the courts, seeks to influence the decisions made by outside parties, but those decision makers have ultimate control over the outcome, and thus our success rate. The targets of our advocacies often receive pressure from other organizations, which may be making recommendations that are not in line with our own.

Performance Goals

1.3.1 Number of investigations or cases in which the FTC and other U.S. federal, state and local government agencies shared evidence or information that contributed to FTC law enforcement actions or enhanced consumer protection.

1.3.2 Number of investigations or cases in which the FTC obtained foreign-based evidence or information or engaged in other mutual assistance that contributed to FTC law enforcement actions or in which the FTC cooperated with foreign agencies and/or multilateral organizations on enforcement matters.

1.3.3 Number of instances of policy advice or technical assistance provided to foreign consumer protection and privacy agencies, directly and through international organizations.

1.3.4 Percentage of consumer protection advocacy comments and amicus briefs filed with entities including federal and state legislatures, agencies, or courts that were successful, in whole or in part.

Strategic Goal 2 - Maintain Competition to Promote a Marketplace Free From Anticompetitive Mergers, Business Practices, or Public Policy Outcomes

Vigorous competition results in lower prices, higher quality goods and services, and innovative and beneficial new products and services. By enforcing the antitrust laws, the FTC helps to ensure that consumers benefit from competition. The FTC's efforts to maintain competition focus primarily on preventing anticompetitive mergers and business practices. The FTC also engages in policy research and development, advocacy, and education to deter anticompetitive practices, reduce compliance costs, and encourage governmental actors at the federal, state, and local levels to evaluate the effects of their policies on competition and consumers. This work is critical to protect and strengthen free and open markets – the cornerstone of a vibrant economy.

Evaluations and Research

The objectives supporting Strategic Goal 2 align with the FTC's statutory tools to ensure free and open competition in the U.S. marketplace. Accordingly, our objectives focus on our enforcement authority and our advisory responsibilities. To this end, the FTC continuously evaluates the effectiveness of its efforts to maintain and promote competition. After each major litigation effort, the FTC internally evaluates its litigation performance and provides training to staff on lessons learned and best practices for future litigations. The FTC also periodically convenes best practice task forces to streamline the investigative process and reduce the burden imposed by investigations when appropriate. Wherever possible, the FTC's Bureau of Economics conducts retrospective analyses of mergers and other competition issues to determine whether the actions taken enhanced consumer welfare.

Always looking forward, the FTC strives to adapt to the dynamic markets we protect by leveraging the research, advocacy, and education tools at its disposal to improve its understanding of significant antitrust issues and emerging trends in business practices, technology, and markets.

Specific evaluations that were done include:

- In FY 2017, FTC staff released a study examining Commission merger remedies between 2006 and 2012. Based on those findings, the FTC has developed best practices related to the merger remedy process.
- The process for determining the success of the FTC's advocacy comments was re-evaluated in FY 2015. The refined process is more transparent, more consistently applied, and objective.

Strategic Objectives

The FTC has established three objectives to guide work in this area:

- **Objective 2.1** Identify and take actions to address anticompetitive mergers and practices.
- **Objective 2.2** Engage in effective research, advocacy, and stakeholder outreach to promote competition and advance its understanding.
- **Objective 2.3** Collaborate with domestic and international partners to preserve and promote competition.

Objective 2.1 Identify and take actions to address anticompetitive mergers and practices.

Anticompetitive mergers and business practices harm consumers through higher prices and by reducing quality, choices, and innovation, or by thwarting competitors' entry into a market. Enforcement of the antitrust laws provides substantial benefits to consumers by helping to ensure that markets are competitive.

The FTC's Bureau of Competition and Economics investigate proposed and consummated mergers, as well as business conduct and agreements that may be anticompetitive. The FTC takes enforcement action when it has reason to believe that mergers or conduct will likely harm consumers. The FTC's enforcement tools include federal court and administrative litigation and consent orders that require divestitures or contain cease and desist provisions. In rare cases, the FTC pursues other equitable remedies including the disgorgement of ill-gotten gains where appropriate. In each case, the FTC strives to efficiently address the competitive concerns raised by a proposed merger or business practice and works toward a solution that maintains competition in the marketplace without unduly burdening legitimate business activity.

The Hart-Scott-Rodino (HSR) Premerger Notification Act provides the FTC an opportunity to identify anticompetitive mergers and take action to block or remedy them before they are consummated. The FTC administers the HSR program both for itself and for the Antitrust Division of the Department of Justice (DOJ), which shares authority to challenge anticompetitive mergers. Both for mergers that do not meet the HSR notification requirements and for conduct matters, the FTC relies upon referrals, trade press articles, consumer and competitor complaints, and other means to identify harmful practices that threaten competition.

Strategies

- Investigate potentially anticompetitive mergers and business conduct efficiently using rigorous, economically sound, and fact-based analyses that enhance enforcement outcomes and minimize burdens on business.
- Improve negotiation and litigation skills and refine investigative and decisional tools through continuous learning.
- Negotiate merger and nonmerger consent orders and win litigated orders that have significant remedial, precedential, and deterrent effects.
- Improve compliance with consent decrees and orders and with HSR reporting obligations.
- Provide transparency in the decision-making process, through comment periods, press releases, policy guidance, and analyses to aid public comment, and ensure existing guidance is up-to-date.
- Conduct market research, including evaluating the effectiveness of merger and conduct remedies, to inform future enforcement efforts.

External Factors

- The dynamism of our economic, technological, and legislative environments plays a direct role in the Commission's ability to achieve success under this objective. Evolving technologies, automation, and intellectual property issues continue to increase the complexity of antitrust investigations and litigation. This complexity, coupled with fluctuations in merger activity and complaints of potentially harmful business conduct sometimes lead to financial and personnel

resource limitations. The Commission will continue its efforts to identify best practices and other investigatory efficiencies to alleviate these potential resource limitations.

- Additionally, the ever-evolving legislative landscape, both with respect to federal and state antitrust enforcement authority will likely directly impact the Commission's ability to challenge anticompetitive mergers and business conduct. The FTC will continue to use its advocacy and education tools to ensure that the Commission maintains the necessary tools for effective antitrust enforcement.

Performance Goals

2.1.1 Percentage of full merger and nonmerger investigations in which the FTC takes action to maintain competition.

2.1.2 Consumer savings through merger actions taken to maintain competition.

2.1.3 Total consumer savings compared to the amount of FTC resources allocated to the merger program.

2.1.4 Consumer savings through nonmerger actions taken to maintain competition.

2.1.5 Total consumer savings compared to the amount of FTC resources allocated to the non-merger program.

Objective 2.2 Engage in effective research, advocacy, and stakeholder outreach to promote competition and advance its understanding.

The FTC has a unique mandate to undertake certain forms of research using Section 6 of the FTC Act and the historical report-writing activity of its predecessor entity, the Bureau of Corporations. Under this authority, the FTC gathers, analyzes, and makes public certain information concerning the nature of competition as it affects U.S. commerce. The FTC uses this authority to enhance consumer welfare by holding public hearings, convening conferences and workshops, conducting economic studies on competition issues of significant public importance, and issuing reports of its findings. The agency also uses the information it collects to refine its theoretical economic framework for analyzing competition issues and understanding industry practices, and to help the FTC respond effectively to changing marketplace conditions. This information also contributes to a better understanding of business practices and their competitive and economic implications, providing guidance to the business sector, the legal community, other enforcement authorities, the judiciary, and governmental decision makers and policymakers at the federal, state, and local levels.

The FTC also promotes competition through advocacy and education. In its advocacy work, the FTC files comments and amicus briefs with federal, state, and local government bodies and encourages them to consider the effect their proposed actions will have on competition, and consequently consumers. The FTC also has a mandate to educate consumers and businesses about competition law and policy. Informing businesses and their legal advisers about potential antitrust violations deters anticompetitive mergers and anticompetitive business practices and reduces businesses' cost of compliance. Educating consumers about their rights and their ability to bring violations to the FTC's attention reduces the cost of identifying anticompetitive conduct. Providing consumers and businesses with information about how antitrust enforcement benefits

the common good can also encourage cooperation with FTC investigations and strengthen enforcement actions.

Strategies

- Improve the agency's understanding of various practices and developments in the marketplace by conducting public hearings, conferences, and workshops that bring together interested parties and conducting economic research on these issues. Utilize the information gathered to inform the agency's enforcement agenda. Improve the dissemination of material gathered through hearings, conferences, and workshops.
- Target advocacy activities to encourage state and federal government policymakers to evaluate the competitive implications of their existing and proposed policies, emphasizing the impact on consumers of policies that unnecessarily restrict competition.
- Increase transparency of the agency's decision-making by ensuring that the content of complaints, press releases, and analyses to aid public comment explain in sufficient detail and with sufficient clarity the evidence and theory of a case, within the constraints of confidentiality requirements. Expand the use of other public statements to improve the public's understanding of the FTC's enforcement policies and the benefits of competition.

External Factors

- Financial and personnel resource limitations, driven primarily by the costs of litigation, may reduce resources available for this objective.
- Domestic advocacy, whether to state legislators or regulators, federal regulators, or the courts, seeks to influence decisions made by outside parties. Those decision makers have ultimate control over the outcome, and thus our success rate. The targets of our advocacies often receive pressure from other organizations, which may be making recommendations that are not in line with our own.

Performance Goals

2.2.1 Number of workshops, seminars, conferences, and hearings convened or co-sponsored that involve significant competition related issues.

2.2.2 Number of reports and studies the FTC issued on key competition related topics.

2.2.3 Percentage of competition advocacy matters filed with entities including federal and state legislatures, agencies, or courts that were successful, in whole or in part.

Objective 2.3 Collaborate with domestic and international partners to preserve and promote competition.

The FTC continues to build cooperative relationships with domestic and foreign antitrust agencies to ensure close collaboration on cases and convergence toward sound competition policies. On the domestic front, the FTC seeks to collaborate with other agencies and the state attorneys general to obtain the best results and maximize the use of limited resources in the enforcement of the U.S. antitrust laws.

Cooperation with competition agencies of other jurisdictions is a key component to an effective FTC competition enforcement program. With over 130 antitrust enforcers worldwide, it is critical that everyone work together to ensure that the international competition law system functions coherently and effectively. To accomplish this, the FTC builds strong bilateral relations

with foreign counterparts and takes a lead role in multilateral fora to promote case enforcement cooperation and convergence toward sound competition policies. This work helps protect U.S. interests by encouraging systems that apply standards to transactions and conduct affecting the global marketplace that are consistent with U.S. and worldwide best practices.

Strategies

- Work more extensively within the U.S. government inter-agency process and with other domestic government entities to support the FTC's efforts to promote market-based competition and policy convergence.
- Broaden and deepen our cooperation with foreign competition agencies on antitrust matters that are subject to concurrent review to improve the effectiveness of investigations and promote consistent outcomes.
- Promote policy convergence toward sound and effective antitrust enforcement internationally by working with a greater number of foreign competition agencies, including bilaterally through substantive consultations, written comments, and the provision of technical advice, and, multilaterally, by taking leadership roles in multilateral and regional organizations.
- Provide technical assistance to countries that are establishing competition regimes. Provide selected foreign officials with an opportunity to work alongside FTC attorneys, economists, and investigators to enhance their capacity to develop and implement sound competition policy and enforcement.
- Provide policy advice to foreign competition agencies through substantive consultations and written comments.

External Factors

- The development of competition policy involves numerous stakeholders, political considerations, and economic factors. Today, more than 130 governments enforce various sets of competition laws, and these different antitrust enforcement authorities increasingly overlap and intersect. Foreign policy and political considerations that are outside the scope of competition policy may also play a role. These factors can impact U.S. enforcement actions.
- The ability to conduct international technical assistance depends in part on the availability of external resources, support of U.S. embassies abroad, and the willingness of foreign governments to accept U.S. assistance.

Performance Goals

2.3.1 Percentage of FTC cases involving at least one substantive contact with a foreign antitrust authority in which the agencies followed consistent analytical approaches and reached compatible outcomes.

2.3.2 Number of instances in which the FTC provided policy advice or technical assistance to foreign competition agencies or governments, directly and through international organizations.

Strategic Goal 3 - Advance the FTC's Performance Through Excellence in Managing Resources, Human Capital, and Information Technology

The FTC believes that advancing organizational performance at all levels creates a strong foundation for overall mission success. The agency's work in Strategic Goal 3 highlights ongoing efforts to provide quality and timely services to the agency and enhances the agency's ability to focus on protecting consumers and maintaining competition.

Goal 3: Advance the FTC's performance through excellence in managing resources, human capital, and information technology, is inherently collaborative, and encompasses key management areas in the FTC: human capital, infrastructure and security, information technology resources, and financial management. A new objective has been added to Goal 3 to further address information and technology management as critical support functions at the FTC. Work in Goal 3 fosters leadership, transparency, and accountability across the agency and establishes a culture of customer service and effective planning, administration, and management. Employees at all levels are expected to show leadership in their areas of responsibility by exhibiting a willingness to develop and coach others, a commitment to teamwork, and a drive to find innovative and efficient solutions.

Evaluations and Research

The FTC rigorously reviews its management functions. With respect to financial management, the FTC's financial statements are audited annually, which encompasses a thorough overview of the agency's financial position and various transactions throughout the fiscal year. With respect to cybersecurity, annual government-wide Federal Information Security Modernization Act (FISMA) reviews are conducted, and the agency reviews and acts on any areas that need improvement. With respect to human capital management, reviews are essential for hiring, managing, training and retaining talented and high performing employees. To that end, FTC regularly evaluates and acts on its human capital programs via Office of Personnel Management (OPM) audits and assessments, Equal Employment Opportunity Commission (EEOC) reviews, and internal pulse and customer satisfaction surveys. In addition, results from OPM's Federal Employee Viewpoint Survey, provide important data on employee engagement, sense of inclusion, dedication to the FTC mission, and commitment to personal accountability.

Specific evaluations that were done include:

- In FY 2017, the FTC initiated an Enterprise Risk Management (ERM) program to assess risks systematically across major program areas. ERM assesses the full spectrum of the agency's risks related to achieving its strategic objectives using the agency Strategic Plan. The result of the assessment will be provided to agency leadership with a portfolio view of risk to help inform decision-making.
- In FY 2017, the OIG performed its most recent annual FISMA review, an evaluation of the FTC's information security program and practices. The evaluation found that FTC information security and privacy programs provided adequate and reasonable controls to protect FTC information assets. Four key areas for improvement were identified.

- In FY 2016, the OIG performed an evaluation of the FTC's information technology governance practices. The evaluation found that while the Governance Program is improving, there remain significant opportunities to accelerate maturation of the Program. The report makes 15 recommendations to this end. The FTC agreed with the recommendations and is implementing processes and procedures that will improve the areas of governance, acquisition planning, employee suitability determination, and information systems and network security.

Strategic Objectives

The FTC has established three objectives to guide work in this area:

- **Objective 3.1** Optimize resource management and infrastructure.
- **Objective 3.2** Cultivate a high-performing, diverse, and engaged workforce.
- **Objective 3.3** Optimize technology and information management that supports the FTC mission.

Objective 3.1 Optimize resource management and infrastructure.

The creation, modernization, and maintenance of physical and financial resources and infrastructure not only provides for a safe, secure, and efficient workplace but also helps the agency to achieve its mission and respond to, and anticipate, future agency needs. These efforts span several FTC offices and functions.

The FTC is committed to ensuring that processes and procedures are in place and tested so that, in the event of an emergency, people and property are protected and that the agency can continue to execute essential mission requirements.

The FTC believes in the importance of accountability and transparency, as shown through resource stewardship and financial oversight activities. The work in this area covers a wide range of administrative and operational efforts, such as formulating and executing the agency budget, managing acquisition activities, overseeing the internal control program, managing accounting operations, spearheading audit resolution, and ensuring compliance with financial management laws and regulations.

The FTC has launched an internal control and risk management office to establish, maintain, and monitor internal controls and assess risk. These measures have the purpose of ensuring: (1) obligations and costs are in compliance with applicable laws; (2) assets are safeguarded against waste, loss, unauthorized use, or misappropriation; (3) and agency revenues and expenditures are properly recorded and accounted to permit the preparation of reliable financial performance reports and to maintain accountability over the assets.

Procurement Action Lead Time (PALT) is a widely-used government measurement that estimates the number of days to award a procurement action, once a complete procurement package has been received. At the FTC, PALT will provide estimated processing timeframes for our customers as well as measure the Acquisitions Division's performance against those standards.

The FTC believes in the importance of accountability, transparency, and ensuring its employees meet all of their ethical obligations. Transparency is a critical part of government ethics, and Congress has determined that the citizens should know their leaders' financial interests. The Ethics in Government Act imposes detailed requirements for public financial disclosure by senior

United States Government officials. The purpose of these requirements is to assist employees and their agencies in avoiding conflicts between duties and private financial interests or affiliations.

Strategies

- Continue to update its Continuity of Operations Plan (COOP), which defines the necessary planning and actions that are required to ensure the preservation and performance of FTC mission essential functions.
- Set up a training program for Emergency Preparedness that will include various training formats as well as the e-Train system. Training will be encouraged and emphasized through a robust communication plan that will include making sure that people know what they should do to be safe as well as informing them about how they can best prepare themselves for emergencies. Additionally, FTC will emphasize drills and activities that provide employees the opportunity to practice proper emergency response procedures.
- Improve the effectiveness and efficiency of the FTC's financial management operations, including critical procurement-related work. Building on the successful integration of the procurement and core financial systems, the FTC plans to automate how the agency receives and pays for services. This complete financial management system will strengthen the agency's internal controls, improve efficiency of the end-to-end procure-to-pay process, and provide agency staff with timely information regarding budget execution and the availability of funds.
- Improve our Procurement Action Lead Time (PALT), a widely-used government measurement that estimates the number of days to award a procurement action, once a complete procurement package has been received.
- Ensure timely filing of financial disclosure reports through improved tracking and communication.

External Factors

- The FTC continues to partner with the Department of the Interior's Interior Business Center (IBC) to host the agency's core financial system and make payments. FTC is one of many IBC customers, and system upgrades or future mandatory requirements mean the agency must follow IBC's lead.
- Changes in government requirements, especially for financial management, may cause a shift in priorities or change how the FTC approaches the work.

Performance Goals

3.1.1 The extent to which the FTC is prepared to protect people and property and to continue mission essential operations during emergencies.

3.1.2 Percentage of survey respondents who are satisfied or very satisfied with the timeliness of administrative operations.

3.1.3 Achieve a favorable (unmodified) audit opinion from the agency's independent financial statement auditors.

3.1.4 Percentage of new entrant, annual, and termination Public Financial Disclosure Reports that are filed within the required timeframe.

3.1.5 Percentage of contract actions awarded within FTC's established Procurement Action Lead Time.

Objective 3.2 Cultivate a high performing, diverse, and engaged workforce.

The FTC's workforce is its greatest asset. The FTC works to ensure the presence of the right talent in the right positions at the right time to meet the challenges of the 21st century. This objective also captures efforts to tap into the rich resources of the global community and ensure fairness in the workplace. By attracting, developing, motivating, and retaining a high performing, diverse, inclusive, and engaged workforce, the FTC advances organizational performance. By having a workforce that looks like and draws from the consumers it protects, the FTC strengthens its ability to meet its mission.

The FTC uses the Federal Employee Viewpoint Survey administered by OPM to measure success in this objective. The survey focuses on employees' perceptions of critical areas of their work life and workforce management, and measures factors that influence whether employees want to join, stay, and help their agency meet its mission. The FTC uses an integrated approach to link human capital programs and policies to agency mission, goals, and strategies and to provide continuous improvement in efficiency and effectiveness.

In addition, the FTC uses Management Directive 715 (MD-715) submitted by the agency to the U.S. Equal Employment Opportunity Commission on an annual basis. MD-715 is a tool for agencies to use to ensure that all workers are competing on a fair and level playing field and have the opportunity to achieve their fullest potential.

Strategies

- Use integrated workforce planning to identify and fulfill current and future human capital needs to carry out the agency's mission and implementing programs and processes to enable us to recruit, develop, and retain a highly qualified and diverse workforce.
- Strive to create an agency-wide performance culture that focuses on individual and organizational accountability toward achieving the FTC's programmatic goals and priorities. The agency also seeks to achieve this objective by providing quality training and outreach to staff.

External Factors

- Funding levels in a constrained budget environment, as well as delays in annual appropriations, have the potential to adversely affect implementation of human capital strategies and programs.
- Changes in the economy have a direct impact on our agency's ability to attract and retain its workforce. Good job markets have led staff to seek higher-paying opportunities in other higher paying agencies or to jobs outside the Federal sector.
- Like many other high-performing agencies, FTC must continuously evaluate its human capital strategies and plans, and embrace the changes required to attract, develop, engage and retain a 21st century work force.

Performance Goals

- 3.2.1** The extent to which FTC employees consider their agency to be a best place to work.
- 3.2.2** The extent to which employees believe the FTC encourages a culture that is open, diverse, and inclusive.
- 3.2.3** The extent to which employees believe the FTC cultivates engagement throughout the agency.
- 3.2.4** The extent to which employees believe FTC management promotes a results-oriented performance culture.

Objective 3.3 Optimize technology and information management that supports the FTC mission.

Successful accomplishment of the FTC mission is increasingly dependent on IT systems and services. FTC staff relies on the agency's IT systems to manage the high volume of information gathered as part of the agency's mission, and to comply with mandates concerning the preservation and handling of agency records. The FTC must invest in IT services that will improve the user experience, allowing the agency to manage increasing data volumes effectively while meeting regulatory obligations.

An enterprise architecture-based approach will be used to modernize FTC's IT capabilities, eliminating outdated systems and utilizing cloud-based solutions when practicable. By properly assessing the future IT landscape, FTC can take advantage of emerging IT services while ensuring a clear focus on FTC mission objectives.

The FTC must continue to address the challenges of meeting the government-wide FISMA requirements. This legislation mandates that information and information systems must be protected from unauthorized access, use, disclosure, disruption, modification, or destruction in order to provide integrity, confidentiality and availability.

The FTC is also committed to effective and efficient management of information resources, and is transitioning to managing most information resources electronically. This transition will enable staff to perform their work more efficiently, facilitate public access, and protect sensitive information from inappropriate access.

Strategies

- Execute a unified IT Modernization Program to ensure all IT initiatives are strategically aligned, and reduce cost of commodity IT services through cloud-based and shared solutions, redirecting savings to mission-focused litigation support solutions.
- Use government-wide acquisition contracts (GWAC) and secure cloud providers to reduce cost and speed implementation of modernization efforts.
- Focus on security, documentation, and process improvements necessary to advance the FISMA maturity of the FTC.
- Improve agency IT services by creating resilient and available services, consolidating the management, increasing utilization of IT resources, and investing in new technologies to advance the FTC's mission.

- Continue the transition to electronic information resource management and electronic record-keeping, and manage FTC records in accordance with the Managing Government Records Directive M-12-18.
- Implement an Enterprise Content Management (ECM) system to allow staff to do their work in a collaborative environment and to manage information throughout its lifecycle.

External Factors

- The ability to make significant technology investments, including investments in an ECM system, may be affected by resource constraints.
- Federal mandates and guidance may limit available information management solutions and delay cloud-based modernization efforts.
- Evolving information security threats will affect IT modernization efforts and FTC's overall risk posture. FTC will continue to mature its processes and documentation surrounding information security and risk management to monitor and mitigate risks associated with IT modernization efforts as part of a comprehensive IT risk management program. FTC will also continue to standardize security controls across systems to decrease complexity and risk.

Performance Goals

3.3.1 Availability of information technology systems.

3.3.2 Percentage of IT spend on provisioned IT services.

3.3.3 Achieve a favorable FTC Cybersecurity Index score.



3.3.4 Percentage of permanent records that are managed electronically.

Appendix of Performance Goals


 indicates Key Performance Goal

Goal 1 - Protect consumers from unfair and deceptive practices in the marketplace


Objective 1.1 Identify and take actions to address deceptive or unfair practices that harm consumers.

1.1.1	Percentage of the FTC's consumer protection law enforcement actions that targeted the subject of consumer complaints to the FTC.
1.1.2	Rate of customer satisfaction with the FTC's Consumer Response Center.
 1.1.3	Total consumer savings compared to the amount of FTC resources allocated to consumer protection law enforcement.
 1.1.4	Amount of money returned to consumers or forwarded to the U.S. Treasury resulting from FTC enforcement action.

Objective 1.2 Provide consumers and businesses with knowledge and tools that provide guidance and prevent harm.




 1.2.1	Rate of consumer satisfaction with FTC consumer education websites.
1.2.2	Number of workshops and conferences the FTC convened that address consumer protection issues.
1.2.3	Number of consumer protection reports the FTC released.

Objective 1.3 Collaborate with domestic and international partners to enhance consumer protection.

1.3.1	Number of investigations or cases in which the FTC and other U.S. federal, state and local government agencies shared evidence or information that contributed to FTC law enforcement actions or enhanced consumer protection.
 1.3.2	Number of investigations or cases in which the FTC obtained foreign-based evidence or information or engaged in other mutual assistance that contributed to FTC law enforcement actions, or in which the FTC cooperated with foreign agencies and/or multilateral organizations on enforcement matters.
1.3.3	Number of instances of policy advice or technical assistance provided to foreign consumer protection and privacy agencies, directly and through international organizations.
1.3.4	Percentage of consumer protection advocacy comments and amicus briefs filed with entities including federal and state legislatures, agencies, or courts that were successful in whole or in part.

Goal 2 - Maintain competition to promote a marketplace free from anticompetitive mergers, business practices, or public policy outcomes


Objective 2.1 Identify and take actions to address anticompetitive mergers and practices.

 2.1.1	Percentage of full merger and nonmerger investigations in which the FTC takes action to maintain competition.
2.1.2	Consumer savings through merger actions taken to maintain competition.
 2.1.3	Total consumer savings compared to the amount of FTC resources allocated to the merger program.
2.1.4	Consumer savings through nonmerger actions taken to maintain competition.
 2.1.5	Total consumer savings compared to the amount of FTC resources allocated to the nonmerger program.

Objective 2.2 Engage in effective research, advocacy, and stakeholder outreach to promote competition and advance its understanding.

2.2.1	Number of workshops, seminars, conferences, and hearings convened or co-sponsored that involve significant competition-related issues.
2.2.2	Number of reports and studies the FTC issued on key competition-related topics.
2.2.3	Percentage of competition advocacy comments and advocacy briefs filed with entities including federal and state legislatures, agencies, or courts that were successful, in whole or in part.

Objective 2.3 Collaborate with domestic and international partners to preserve and promote competition.


 2.3.1	Percentage of FTC cases involving at least one substantive contact with a foreign antitrust authority in which the agencies followed consistent analytical approaches and reached compatible outcomes.
2.3.2	Number of instances in which the FTC provided policy advice or technical assistance to foreign competition agencies or government, directly and through international organizations.

Goal 3 - Advance the FTC's performance through excellence in managing resources, human capital, and information technology

Objective 3.1 Optimize resource management and infrastructure.

3.1.1	The extent to which the FTC is prepared to protect people and property and to continue mission essential operations during emergencies.
3.1.2	Percentage of survey respondents who are satisfied or very satisfied with the timeliness of administrative operations.
3.1.3	Achieve a favorable (unmodified) audit opinion from the agency's independent financial statement auditors.
3.1.4	Percentage of new entrant, annual, and termination Public Financial Disclosure Reports that are filed within the required timeframe.
3.1.5	Percentage of contract actions awarded within FTC's established Procurement Action Lead Time.

Objective 3.2 Cultivate a high-performing, diverse, and engaged workforce.

3.2.1	The extent to which FTC employees consider their agency to be a best place to work.
3.2.2	The extent to which employees believe the FTC encourages a culture that is open, diverse, and inclusive.
 3.2.3	The extent to which employees believe the FTC cultivates engagement throughout the agency.
3.2.4	The extent to which employees believe FTC management promotes a results-oriented performance culture.

Objective 3.3 Optimize technology and information management that supports the FTC mission.

3.3.1	Availability of information technology systems.
3.3.2	Percentage of IT spend on Provisioned IT Services.
3.3.3	Achieve a favorable FTC Cybersecurity Index score.
3.3.4	Percentage of permanent records that are managed electronically.

Acknowledgements

Federal Trade Commission

Maureen Ohlhausen, Acting Chairman

Terrell McSweeney, Commissioner

The Commission gratefully recognizes the significant contributions of the following individuals in the preparation of the plan:

Office of the Chairman

Svetlana Gans

Bureau of Competition

Marian Bruno

Jeanine Balbach

Nathan Hawthorne

Andrea Jones

Kelly Signs

Bureau of Consumer Protection

Daniel Kaufman

Kathleen Benway

Aaron Hutchinson

Jenny Kellogg

Bureau of Economics

Michael Vita

J. Elizabeth Callison

Andrew Stivers

Office of International Affairs

Russell Damtoft

Kristian Katona

Priscilla Jamison

Office of the Secretary

April Tabor

Office of Congressional Relations

Jeanne Bumpus

Philip Runco

Office of the Executive Director

David Robbins

Pat Bak

Monique Fortenberry

Administrative Services Office

Mark Oemler

Financial Management Office

David Rebich

Valerie Green

Katie Wurtz-Brodfehrer

Chris Bryan

Tonia Hill

Lori Walsh-Van Wey

Gabrielle Tharkur (Intern)

Human Capital Management Office

Vicki Barber

Paula Chandler

Priya Shanker

Office of the Chief Information Officer

William Merkle

Meghan Baburek

Chloe Collins

Records and Filing Office

Jeff Nakrin

Yvonne Wilson

Office of the General Counsel

David Shonka

Sarah Mackey

Office of Policy Planning

Suzanne Munck

Chris Bryan

Office of Equal Employment Opportunity and Workplace Inclusion

Namon Friends

Yvette Delgado

Regional Representative

Chris Couillou (Southeast Region)

APPENDIX F

CAUTION: The Intranet contains **NON-PUBLIC** information.

Chapter 5: Section 330 - Alternative Dispute Resolution Policy and Procedures

-
- | | |
|---|--|
| <ul style="list-style-type: none"> 1. Purpose 2. Policy 3. Authority 4. Coverage 5. Responsibilities 6. General Discussions Governing Use of ADR 7. Use of ADR for EEO Matters | <ul style="list-style-type: none"> 8. Use of ADR for Non-EEO Workplace Disputes 9. Use of ADR Processes in Employment Matters 10. Records Management <p>Appendices</p> |
|---|--|
-

1. Purpose

This section establishes the Federal Trade Commission's (FTC) policy concerning alternative dispute resolution (ADR) to address disputes in a mutually acceptable and cost-effective manner. As most commonly used at the FTC, ADR is a collaborative, consensual approach to dispute resolution, which is usually, but not necessarily, conducted under the auspices of a neutral person. It is typically used as an alternative to litigation or other formal, adversarial proceedings. Although ADR encompasses a variety of processes, including mediation, facilitation, fact-finding, early neutral evaluation, use of ombuds, minitrials, settlement conferences, peer review, and other dispute resolution techniques, as used in this Section it does not apply to the FTC's consent order procedure under Part II of its Rules of Practice, 16 C.F.R. Part II, or to its internal peer review process for written materials.

2. Policy

The FTC supports the use of non-binding ADR to assist in preventing and resolving internal workplace disputes, including Equal Employment Opportunity (EEO) complaints and grievances. The agency also believes ADR can be appropriate to resolve disputes with external parties concerning contract disputes and other matters affecting the public or regulated community. In cases suitable for ADR, the FTC is committed to providing access to effective and efficient ADR methods to resolve conflicts as soon as possible. All aspects of ADR utilized at the FTC are voluntary, including the decision to participate, the ADR method to be used, and the content of any final agreement or decision.

The objectives of this policy are to:

- A. Help interested parties define and clarify issues, understand different perspectives, identify interests, and explore options for resolving conflict by impartial and confidential means;
- B. Resolve conflicts and minimize resorts to formal legal complaints or grievances;
- C. Provide a wholly voluntary, fair, equitable, effective, and low cost means for resolving disputes to the mutual satisfaction of all parties at the earliest opportunity;
- D. Use ADR techniques to facilitate communication and improve relationships between the parties involved in a dispute; and
- E. Guide participants in reaching agreements that address their concerns, lead to lasting resolution of problems, and provide a foundation for future relationships.

This policy does not supersede any collective bargaining agreement or statutory, regulatory, or other mandatory procedure.

3. Authority

This section is authorized pursuant to:

- A. Administrative Dispute Resolution Act (ADRA) of 1996, 5 U.S.C. §§ 571-584
- B. ADRA of 1998, 28 U.S.C. §§ 651-658
- C. Negotiated Rulemaking Act, 5 U.S.C. §§ 561-570
- D. EEOC Regulation 29 C.F.R. Part 1614.102(b)(2)

E. EEOC Management Directive (MD) 110 and MD-715

F. Executive Order 12979

4. Coverage

A. *Persons Who May Participate in ADR.* All persons involved in a dispute with the FTC or its managers, supervisors, or employees may potentially participate in ADR.

B. *Matters Subject to ADR.* Many types of workplace disputes involving EEO and non-EEO issues, labor-management matters raised under a negotiated grievance procedure, matters presented pursuant to the agency's administrative grievance process (see [Administrative Manual Chapter 3, Section 800](#)), or disability access complaints raised under Section 508 of the Rehabilitation Act of 1973 (see [Administrative Manual Chapter 3, Section 300, Employment of Persons with Disabilities, Part VII](#)) may be amenable to resolution through ADR; however, ADR may not be appropriate or feasible for all types of disputes. Certain matters including, but not limited to, conduct involving fraud, waste, or abuse against the Federal Government or criminal activity, and many types of enforcement or compliance related issues before the Commission are not suitable for resolution through ADR processes. While the FTC will consider any suggestion to engage in ADR, the agency will determine whether a particular dispute is appropriate for ADR on a case-by-case basis.

C. *Preferred ADR Method.* Mediation, the process whereby a neutral third party helps participants achieve a resolution of their dispute, is the preferred method of ADR at the FTC for most types of employment disputes. The agency may utilize other ADR methods depending on the circumstances.

5. Responsibilities

A. *Executive Director.* The Executive Director, alone or through his or her designee, is responsible for:

- (1) Allocating adequate resources to develop, maintain, and provide a fair, effective, and efficient ADR program;
- (2) Ensuring the implementation of an ADR program to provide for mediation and other types of ADR for EEO, non-EEO, and other types of workplace disputes;
- (3) Supporting ADR by publicizing the program and encouraging managers and supervisors to support it;
- (4) Reviewing proposed settlements reached through mediation or other forms of ADR in matters that are within the Executive Director's areas of authority to ensure that the terms of the agreement are technically correct and consistent with applicable laws, regulations, rules, or policies, and determining whether the proposed agreement is in the best interest of the agency. This function will be carried out, as appropriate, in coordination with the Director of EEO, the Human Resources Management Office (HRMO), the Office of the General Counsel (OGC), and other relevant offices;
- (5) Approving satisfactory settlement agreements reached through ADR in matters that are within the scope of the Executive Director's authority.

B. *Director of HRMO.* The Director of HRMO, alone or through his or her designee, is responsible for:

- (1) Determining which non-EEO employment disputes are appropriate for mediation or other forms of ADR;
- (2) Monitoring non-EEO employment disputes that are referred to mediation or other forms of ADR and coordinating all logistical needs associated with ADR;
- (3) Providing guidance and technical advice to the neutral as needed;
- (4) Providing advice to the Executive Director regarding settlement agreements of non-EEO employment disputes;
- (5) Providing information and training regarding ADR processes to HRMO specialists;
- (6) Providing training for managers, supervisors, and employees regarding the agency's ADR program and procedures for workplace conflicts in conjunction with the Director of EEO.

C. *Director of EEO.* The Director of EEO, alone or through his or her designee, is responsible for:

- 1) Developing and implementing the FTC ADR program as it relates to the use of ADR to resolve EEO matters;
- (2) Monitoring EEO matters referred to ADR, including coordinating all logistical requirements associated with ADR;
- (3) Providing guidance and technical advice to the assigned neutral regarding EEO matters, as needed;
- (4) Providing advice to the Executive Director regarding settlements of EEO matters reached through ADR;

- (5) Providing information and training concerning ADR processes to EEO staff and agency counselors;
- (6) Working in collaboration with the Director of HRMO or his or her designee to optimize the use of ADR techniques and to train managers, supervisors and employees regarding the use of ADR for EEO matters;
- (7) Ensuring that ADR of all EEO matters is consistent with applicable EEO laws, regulations, and guidance.

D. *General Counsel.* The General Counsel shall appoint an ADR Specialist from the OGC staff who is responsible for:

- (1) Serving as the agency's point of contact for information, support, and advice regarding ADR policy, procedures, methods and requirements;
- (2) Exploring and facilitating options for expanding the use of ADR within the agency;
- (3) Advising and assisting in the identification and selection of appropriate neutrals, as needed.

E. *Office Heads.* The Bureau Directors and heads of various offices are responsible for:

- (1) Supporting the agency's ADR policy by suggesting or using ADR methods in appropriate situations;
- (2) Receiving and reviewing requests for ADR in non-employment matters;
- (3) Evaluating the suitability for ADR of such requests, and, assuming suitability, the means of ADR most appropriate for the particular matter.

F. *Managers and Supervisors.* Managers and supervisors are responsible for:

- (1) Supporting the agency's ADR policy by utilizing mediation or other ADR methods within their work unit to help resolve disputes, as appropriate;
- (2) Actively seeking resolution of conflict, in particular EEO and non-EEO employment disputes, at the earliest appropriate opportunity;
- (3) Participating in good faith in mediation or other ADR processes once the agency has determined that a matter is appropriate for ADR;
- (4) If the agency approves a settlement agreement through ADR, ensuring implementation of such agreement in a prompt and timely manner and complying with its terms;
- (5) Protecting the confidentiality of ADR proceedings in a manner consistent with all applicable statutes, regulations, and agency policies and practices.

G. *Employees.* Employees are responsible for:

- (1) Where applicable, making a timely and well-informed election among ADR, traditional EEO counseling, complaint procedures, the negotiated grievance process, the administrative grievance process, or other adversarial proceeding to resolve employment disputes;
- (2) When ADR is selected for addressing an employment dispute, cooperating in the ADR process by identifying the issues, concerns, or claims related to the dispute;
- (3) Participating in good faith in mediation and other ADR processes;
- (4) If a resolution of the dispute is reached through a settlement agreement, signing the agreement and complying with applicable terms in good faith and in a prompt and timely manner;
- (5) Protecting the confidentiality of ADR proceedings in a manner consistent with all applicable statutes, regulations, and agency policies and practices.

H. *Neutral.* The neutral, typically a mediator, is responsible for:

- (1) Ensuring that ADR is conducted in a fair and diligent manner and that the parties have ample opportunity to discuss their views;
- (2) Agreeing to provide ADR services only when he or she is prepared to commit the attention essential to an effective ADR proceeding;
- (3) Accepting cases only when he or she can satisfy the reasonable expectation of the parties concerning the timing of the ADR process;

- (4) Encouraging and facilitating the parties' exploration of acceptable settlement options;
- (5) Maintaining professional training, education, and experience in ADR techniques;
- (6) Only providing ADR services when he or she has the necessary competence in the area of dispute to conduct the mediation or other ADR process;
- (7) Maintaining the confidentiality of the ADR process and communications made in connection with the process in a manner consistent with all applicable statutes, regulations, and agency policies and practices;
- (8) Conducting ADR proceedings in a manner that is consistent with law, regulations, policies and practices, including, in the case of EEO matters, applicable EEO law, regulations, and guidance;
- (9) Remaining impartial and avoiding any conflict of interest or appearance of such conflict during the ADR proceedings;
- (10) Discussing with the parties and taking appropriate steps to address the situation, including, but not limited to, withdrawing or requesting appropriate assistance if he or she determines at any time that he or she is unable for any reason to complete the proceeding competently.

6. General Procedures Governing Use of ADR

This part discusses the general procedures the FTC follows in offering mediation or other forms of ADR. These procedures do not supplant any procedures established by a collective bargaining agreement, or by any statutory, regulatory, or other mandatory procedure.

A. Requests for ADR. Requests for ADR may be initiated by any party to a dispute. For example, in the case of an employment conflict, any party to the dispute, including supervisors and managers, may initiate a request for ADR by contacting the EEO Office in a matter involving allegations of discrimination or by contacting HRMO for a non-EEO matter. For non-employment matters, the request to participate in ADR may be initiated by contacting the appropriate bureau, office, or division.

(1) In employment matters, the party requesting ADR must complete and submit an ADR request form to the EEO Office or HRMO (see [Appendix A](#)). In non-employment matters, a written request for ADR should be submitted to the head of the involved bureau, office, or division. This request will be reviewed by agency officials to determine whether the matter is appropriate for ADR, as well as the ADR process in which the agency is willing to participate.

(2) If agency officials find a matter to be suitable for ADR, and both parties agree to the process, ADR should begin as soon as practicable, consistent with the agency's policy to resolve disputes as expeditiously and fairly as possible.

(3) If agency officials determine that a matter is not suitable for ADR, the person to whom the request was submitted will inform the requesting party.

(4) If agency officials determine that a matter is suitable for ADR, but not for the specific process proposed, they may suggest a different form of ADR.

B. Agreement to Engage in ADR. All parties to ADR must sign an agreement to participate prior to the initial ADR session (see [Appendix B](#) for terms that should be included, unless not appropriate for the case, in all agreements to participate in ADR). The ADR agreement: defines the nature of the proceeding; describes the procedures to be followed during the ADR process; and specifies that the parties have the responsibility to negotiate in good faith, must be prepared to discuss proposals for settlement, and must maintain the confidentiality of the process. The agreement also should provide that the parties do not waive their respective right to pursue claims or defenses in a timely manner if ADR does not succeed.

C. Selecting a Neutral. In most instances the FTC will use the services of a neutral, typically a trained, experienced mediator, to assist the parties in resolving the controversy. In employment matters, the Director of EEO or HRMO, as appropriate, will select the neutral to be assigned to the matter. Any party to the dispute may object to the neutral by notifying either the Director of EEO or HRMO, who will review the objections and attempt to resolve any concerns or arrange for another neutral. If the parties do not agree to a neutral within a reasonable period of time, the ADR process may be terminated.

D. Role of the Neutral. Once the parties select the neutral, the specific responsibilities of the neutral during the ADR process will vary depending on the type of ADR method used, the issue(s) in dispute, the needs and expectations of the parties, and other relevant circumstances. The ADR proceeding may involve joint discussions with all parties and caucuses with individual parties to the dispute; however, in all circumstances, the neutral will manage the ADR proceeding, allow each party to explain his or her views about the matter in dispute, and discuss potential ways the matter might be resolved (see also [Part 5, paragraph G](#) above).

E. *Confidentiality of ADR.* The ADR process is confidential. Under the ADRA, neutrals and parties are prohibited from disclosing dispute resolution communications (e.g., memoranda, notes or work product of the neutral, parties or nonparty participants, etc.) except as specifically provided for under that Act (5 U.S.C. §§ 571, 574).

(1) The neutral must understand and be capable of carrying out the nondisclosure requirements of the ADRA and relevant agency policy to protect confidential communications and help define reasonable confidentiality expectations of the parties. The neutral may not serve as a witness, consultant, or expert in any investigation, action, or proceeding relating to the subject matter of the ADR. Before disclosing any communications that may be confidential, the neutral must contact the Agency's ADR Specialist or the Principal Deputy General Counsel for guidance.

(2) The parties and their representatives will be required as part of the ADR agreement to acknowledge in writing their confidentiality obligations, as well as the obligations of the neutral (see [Appendix B](#)). With approval of the Agency's ADR Specialist or the Principal Deputy General Counsel, the parties may modify their specific confidentiality obligations during the course of the ADR proceeding.

(3) Other relevant statutes, rules and policies, including the Privacy Act, Section 6(f) and 21 of the FTC ACT, Section 7A(h) of the Clayton Act, Part IV of the agency's Rules of Practice, and the agency's policies, including its policy regarding Personally Identifiable Information and Sensitive Health Information (see [Administrative Manual Chapter 5, Section 220, Safeguarding Sensitive Personally Identifiable Information and Sensitive Health Information](#)) also may render confidential certain information presented in the course of an ADR proceeding.

(4) The neutral, the parties' representatives, and all non-party participants in the ADR process shall be advised of the confidential nature of any ADR proceeding. These individuals ordinarily will be expected to sign a separate confidentiality agreement restricting disclosure (see [Appendices B and E](#)). For additional guidance on this requirement and other measures that may protect the confidentiality of ADR communications when non-party participants are present at ADR sessions, the Agency's ADR Specialist or another senior member of the OGC should be contacted.

F. *Representatives and Other Participants in ADR.* All parties to an ADR proceeding have a right to a representative of their choice to advise and accompany them in the process, unless such representation presents a conflict of position or interest, or causes unreasonable cost to the Government.

(1) In employment matters, a designation of a representative must be made in writing to the Director of EEO or HRMO, as appropriate. In nonemployment matters, if a party plans to engage an attorney or other representative, he or she must inform the relevant bureau, office, or division prior to the start of the ADR session.

(2) In all types of matters in ADR, the neutral will determine the specific role that the representative will play at the ADR proceeding itself and may limit the number of participants, including representatives, in an ADR session at any time to ensure confidentiality and an orderly process.

(3) Absent specific statutory authority or an agreement of the parties, each participant is responsible for his or her attorney fees and other costs of representation in ADR proceedings.

(4) In employment disputes, union representatives may be present at ADR sessions between one or more representatives of management and a bargaining unit employee. An ADR session involving a bargaining unit employee is considered a "formal discussion;" therefore, the union must be notified of the ADR session and provided an opportunity to be present, whether selected by the bargaining unit employee as a representative or not. If serving as a participant in the session, the union also will be bound by the same confidentiality requirements as other participants in the process.

(5) The agency will select its ADR representative on a case-by-case basis. For most employment disputes, the agency will be represented by the immediate supervisor of the employee who has requested ADR; however, the agency also may select other or additional people to attend an ADR session. Regardless of who represents the agency at the session, that person must be granted sufficient authority to negotiate on behalf of the agency or ensure that an official with such authority is readily available by phone or in person.

G. *Use of Official Time.* In employment disputes, an employee and his or her representative, if also an FTC employee in a duty status, are entitled to a reasonable amount of official time to prepare and present a matter in an ADR proceeding. Travel, if required, also may be allowed without charge to leave or loss of pay in accordance with pertinent laws and regulations. Official time must be requested and approved in advance by the appropriate manager or supervisor.

H. *Concluding ADR.* ADR can be concluded by settlement, without a settlement, or by termination of the process by either party or the neutral.

(1) *Settlement.* Settlement can be achieved through many means, including, but not limited to: memoranda of understanding (MOU); formal settlement agreements in internal, procurement, or contract matters; and stipulated orders in court cases. If the parties reach a formal settlement agreement, the neutral or parties will prepare a draft

agreement incorporating the agreed-upon terms. The terms of the draft settlement agreement must be reduced to writing and signed by both parties. For EEO-related issues, the parties should use the standard provisions for settlement of employment issues found at [Appendix D](#) of this section, and include appropriate and necessary provisions regarding compliance (see Part 7, paragraphs [A\(4\)](#) and [B\(5\)](#)). All draft settlement agreements must be coordinated with, and reviewed by, appropriate agency officials from OGC, EEO, and HRMO in employment cases, and the head of the involved bureau, office, or division, or relevant deputies in non-employment matters, prior to signature and final agency approval.

(a) Employment Matters.

(i) No party involved in the ADR process will be coerced into signing a settlement agreement (see [Part 7](#)).

(ii) The draft agreement will be signed by both parties and forwarded to the Executive Director or his or her designee for final approval and signature. No settlement agreement shall be final or binding until it is signed by the Executive Director or his or her designee, at which point it will be binding on all parties.

(iii) Once a settlement agreement is signed by the Executive Director, a copy will be provided to the neutral who must notify the parties and provide copies of the agreement to them. The Director of EEO or HRMO, as appropriate, will also retain a copy of the agreement.

(b) Non-employment Matters. In most circumstances, the Commission's designated representative will negotiate a settlement agreement and forward the proposed agreement to the head of the bureau, office, or division, as appropriate, for signature and approval. In matters requiring final Commission approval, once the bureau, office or division head approves the proposed agreement, he or she will forward it to the Commission, who in turn, will decide whether to accept the agreement. In matters that do not require approval by the Commission, the agreement will become final after it is signed by the head of the appropriate bureau, office or division.

(2) Settlement is not Reached.

(a) If, after reasonable good faith efforts, the parties are unable to settle some or all of the disputed issues, the neutral should end the ADR process. Once the process is terminated, the parties may pursue their respective claims to the extent that they have not expressly waived them. All required time frames for initiating a complaint, grievance, appeal or other like challenge must be strictly adhered to in accordance with the applicable laws, regulations or, in the case of a union grievance, the collective bargaining agreement.

(b) Any party may terminate the ADR process at any time by written notice to the neutral and the other party. If either or both parties request that ADR cease, a written request must be proposed by the requesting party or parties (see [Appendix C, Request to Discontinue ADR](#)). Copies of the signed request will be provided to the parties, the neutral, and the original signed copy will be forwarded to the head of the relevant bureau, office, or division, or the Directors of EEO or HRMO, as appropriate.

(c) The neutral also may terminate ADR at any time if he or she believes that a party is not acting in good faith, concludes that further dispute resolution efforts would not be useful, or for personal reasons. The neutral must consult with the head of the relevant bureau, office, or division, or the Directors of EEO or HRMO, as appropriate, prior to termination of ADR and provide all parties with written notice of the discontinuance.

I. Exception to Agency ADR Procedures. In those instances where the agency participates in ADR pursuant to a court order or as part of a court-sponsored proceeding, the ADR process shall be governed by the applicable court rules.

7. Use of ADR for EEO Matters

The agency is committed to the use of ADR to resolve disputes that arise under the statutes, regulations and guidance enforced by the EEOC. In addition to the general ADR procedures in Part 6 of this section, the procedures established in this part must be followed in using ADR for any EEO issue. Mediation is the preferred method of ADR for all EEO matters.

A. Precomplaint ADR.

(1) Before filing a formal complaint of discrimination, any employee or applicant who believes that he or she was subjected to discrimination must contact an FTC EEO Counselor within 45 calendar days of the alleged discriminatory incident. If the incident is related to an agency personnel action, the complainant must contact the EEO Counselor within 45 calendar days of the effective date of the action or the date the complainant knew or reasonably should have known of the alleged discriminatory action.

(2) If the complainant timely contacts the EEO counselor concerning alleged discrimination, pursuant to 29 C.F.R. § 1614.105 and [Administrative Manual Chapter 5, Section 400, Equal Employment Opportunity](#), the EEO Counselor will:

(a) Provide the complainant with a description of the precomplaint EEO counseling and the ADR processes and advise him or her of the option to choose between them.

(b) If the complainant elects ADR, the EEO Counselor will:

(i) Advise the complainant of his or her rights and responsibilities in the EEO complaint process;

(ii) Advise the complainant of all relevant deadlines and inform him or her that by participating in ADR, the precomplaint EEO counseling process will be extended from 30 to 90 calendar days. If the complainant does not elect ADR (or if the agency does not offer it), the EEO Counselor will begin traditional EEO counseling;

(iii) Explain the complainant's responsibility for assisting the EEO Counselor in framing and clarifying the issues and bases involved in ADR; and

(iv) Request that the complainant sign and submit an election of ADR form.

(3) If the complainant elects ADR, and the Director of EEO approves this process, the EEO Counselor will:

(a) Coordinate all ADR activities;

(b) Brief the assigned neutral on the issues and bases presented in the precomplaint process and provide support to ADR participants in coordinating all logistical needs; and

(c) Contact appropriate management official(s) to inform them of the election to use ADR, explain the ADR process and issues to be resolved, and arrange for the management official(s) to participate in the ADR session(s).

(4) If ADR is successful and the parties agree to a formal settlement agreement, the parties will sign a settlement agreement that is prepared in accordance with EEO and agency settlement procedures and includes all necessary provisions regarding compliance (see 29 C.F.R. § 1614.504; see also [Administrative Manual Chapter 5, Section 400, Equal Employment Opportunity, Part VIII, paragraph 1E](#)).

(5) If ADR is not successful or if some issues remain unresolved within 90 calendar days from the date that precomplaint EEO counseling was initiated, the EEO Counselor will:

(a) Conduct a final interview with the complainant and issue a notice of the right to file a formal complaint of discrimination; and

(b) Provide the complainant with the EEO counselor's report that includes, among other things, a statement that ADR was unsuccessful. Because all information disclosed in ADR is confidential, no other information regarding the ADR session(s) will be reported.

B. Formal Complaint ADR.

(1) At the formal stage of the EEO complaint process, the complainant will be advised that he or she may elect ADR at any time after filing a formal complaint, at the end of the investigation of the complaint, or prior to a hearing.

(2) If the complainant elects ADR, he or she must sign an election form to use ADR and provide it to the Director of EEO, who will determine whether the matter is appropriate for ADR.

(3) The 180-day processing period for a formal complaint may be extended by 90 days to conduct ADR, if the parties so agree in writing.

(4) All arrangements for ADR will be undertaken by the Director of EEO or an EEO Counselor.

(5) If ADR is successful and the parties agree to a formal settlement agreement, the parties will sign a settlement agreement prepared in accordance with EEO and agency settlement procedures and includes all necessary provisions regarding compliance (see 29 C.F.R. § 1614.504; see also [Administrative Manual Chapter 5, Section 400, Equal Employment Opportunity, Part VIII, paragraph 1E](#)).

(6) If ADR is unsuccessful, the complainant will be advised of his or her rights to pursue a complaint.

C. Qualifications for EEO Neutral. Any person who serves as a neutral of an EEO dispute should have ample knowledge of the following: EEO laws; the Federal sector EEO complaint process, including time limits; the Civil Service Reform Act and the statutes that the EEO enforces; the theories of discrimination; and remedies available, such as compensatory damages, costs and attorney's fees.

D. Role of Neutrals. The EEOC imposes on neutrals the obligation to act consistently with the requirements of the ADRA, to ensure confidentiality, and to destroy all written notes taken during the ADR proceeding or in preparation for the proceeding.

E. Dealing with Non-EEO Issues in EEO ADR. Issues raised during the informal or formal EEO complaint processes may include non-EEO issues. The parties may raise and address both EEO and non-EEO issues in the ADR process described in this subpart; however, if ADR is unsuccessful, non-EEO issues and issues not brought to the attention of the EEO Counselor cannot be included in any formal EEO complaint unless the issues are like or related to issues raised during EEO counseling.

F. Options for Bargaining Unit Employees. Bargaining unit employees covered by a collective bargaining agreement that permits allegations of discrimination to be raised through the negotiated grievance procedure who wish to file a discrimination complaint must elect to raise the discrimination allegations under the EEO procedures at 29 C.F.R. Part 1614 or through the negotiated grievance procedure, but not both.

G. Nothing said or done during attempts to resolve an EEO matter or complaint through ADR can be made the subject of an EEO complaint.

8. Use of ADR for Non-EEO Workplace Disputes

ADR is available to resolve a variety of non-EEO workplace disputes, including labor management conflicts that arise under the collective bargaining agreement and issues that arise under the agency's administrative grievance procedure. Other workplace disputes also may be amenable to ADR. ADR techniques may be used to resolve disputes in the workplace at any phase, even if the employee does not intend to file a union or administrative grievance. Although the agency's preferred method of ADR for non-EEO workplace disputes is mediation, other forms of ADR may be suitable. The required procedures for engaging in ADR in non-EEO employment disputes are outlined below:

A. Time Limits. To ensure that no rights are forfeited, if an employee chooses to engage in ADR, the internal time limit for an employee to file a grievance under the negotiated grievance procedure, the administrative grievance procedure, or advancement to the next stage of the applicable grievance process will be automatically extended for 30 days from the date the employee submits the request for ADR. That date may be extended by mutual agreement of the parties or as provided in the collective bargaining agreement.

B. If issues remain unresolved when ADR has ended and the employee wishes to pursue his or her grievance rights with respect to those matters, the employee must file such grievance within seven days of the date on which he or she is notified that the ADR process is ended or the date specified in a pertinent collective bargaining agreement.

C. With respect to matters that are appealable to the Merit Systems Protection Board (MSPB) (e.g., removal, suspension of more than 14 days, or reduction in grade or pay, etc.), the parties may engage in ADR prior to the expiration of the 30-day time limit for filing an appeal of such action with the MSPB. If the parties wish to continue with their ADR efforts beyond the 30-day time limit, they must mutually submit a written notice to the MSPB prior to the expiration of the 30-day time limit, explaining that the parties are engaged in ADR. Under such circumstances, the MSPB may extend the time limit for filing an appeal by an additional 30 days – for a total of 60 days – to permit ADR to continue (see 5 C.F.R. § 1201.22(b)).

9. Evaluation of ADR Processes in Employment Matters

A. The Directors of EEO and HRMO are responsible for monitoring and evaluating the agency's ADR efforts as they relate to employment matters. Evaluation forms relating to the processing of disputes and not the substance of disputes will be distributed to the participating parties (see [Appendix F](#)).

B. The HRMO and the EEO Office will jointly prepare an annual report evaluating the agency's ADR program in meeting its goals and objectives. The report shall include:

- (1) The number of ADR sessions conducted;*
- (2) The types of ADR methods used;*
- (3) The number of issues presented in each type of ADR session;*
- (4) The number of employment matters resolved, partially resolved, and unresolved;*
- (5) The number of requests for ADR initiated by a supervisor or manager;*
- (6) The number of requests initiated by an employee;*
- (7) The number of requests initiated by someone other than an employee or supervisor;*

(8) *The types of issues submitted for ADR;*

(9) *All training efforts in ADR undertaken by the agency; and*

(10) *Any other information that may be pertinent.*

The report will be submitted through the Executive Director to the Chairman no later than the end of each fiscal year. The report shall not contain confidential information relating to any identifiable dispute.

10. Records Management

The following ADR records must be maintained for three years after a settlement is fully implemented or the matter is closed in accordance with the General Records Schedule 1, under the Federal Records Act:

A. Agreement to Participate in ADR;

B. Participant Evaluation Form;

C. Original copy of written settlement agreements;

D. Records pertaining to non-EEO employment related ADR will be maintained in the HRMO. Records pertaining to EEO related ADR will be maintained in the EEO Office. Records pertaining to non-employment matters will be maintained in the official agency file of the matter in question.

Attachments :

- [Appendix A: FTC Intake Form to Participate in ADR](#)
- [Appendix B: FTC Sample Agreement to Participate in ADR \(Parties and Representatives\)](#)
- [Appendix C: Request to Discontinue ADR](#)
- [Appendix D: Standard Provisions for Settlement Agreements Involving Employment Issues](#)
- [Appendix E: FTC Sample Confidentiality Agreement \(Non-Party Participants\)](#)
- [Appendix F: ADR Program Evaluation](#)

APPENDIX G

CAUTION: The Intranet contains **NON-PUBLIC** information.

Chapter 5: Section 420 - Anti-Harassment Policy and Procedures (Updated March 2012)

- | | |
|--|---|
| <ol style="list-style-type: none"> 1. Policy 2. Purpose 3. Relationship to Other Processes 4. Definitions 5. Responsibilities 6. Reporting Harassment or Hostile or Abusive Conduct 7. Responding to Harassment Allegations | <ol style="list-style-type: none"> 8. Conducting the Harassment Inquiry 9. Preparing the Report of Inquiry 10. Corrective Action 11. Prohibition Against Retaliation 12. Maintaining Confidentiality 13. Conflicts of Position or Interest 14. Records and Reports |
|--|---|
-

1. Policy

The Federal Trade Commission's (FTC) policy is to maintain a work environment free from unlawful harassment. Under this anti-harassment policy, harassment includes, but is not limited to, unwelcome intimidation, insult, comments or offensive physical conduct based on race, color, religion, sex, national origin, age, disability, retaliation, genetic information, or sexual orientation. This section outlines the responsibilities for compliance with this policy and establishes procedures for ensuring that appropriate FTC officials are notified of harassment in the workplace and have the opportunity to correct such conduct before it rises to the level of illegality. The FTC cannot address harassment if the conduct is not known. Therefore, when an employee unreasonably fails to take advantage of this policy or refuses to follow its procedures, the FTC has the right to raise such failure as a defense against a complaint of harassment.

This policy is part of the agency's ongoing effort to provide a model workplace for its employees. Further, under this policy, retaliation against any employee who reports an incident of harassment or assists in any inquiry of such reported conduct will not be tolerated.

2. Purpose

The conduct covered by this anti-harassment policy is broader than the legal definition of unlawful harassment and includes hostile or abusive conduct based on race, color, religion, sex, national origin, age, disability, retaliation, or genetic information even if such conduct does not rise to the level of illegality. This policy is also applicable to instances of harassment or hostile or abusive conduct based on sexual orientation which is prohibited under the agency's sexual orientation antidiscrimination policy. See Administrative Manual, Chapter 5, [Section 410, Sexual Orientation Antidiscrimination Policy and Complaint Procedures for Processing Allegations of Discrimination Based on Sexual Orientation](#). The purpose of this policy is to prevent and eliminate harassment in the workplace and to take all necessary steps to avoid harm to an employee who is subjected to unwelcome conduct based on any of the abovementioned protected characteristics.

3. Relationship to Other Processes

This anti-harassment policy is intended to supplement, not replace or supersede, other complaint processes that permit employees to pursue complaints of alleged harassment. As such, the procedures in this policy are separate and apart from the Equal Employment Opportunity (EEO) complaint process (see Administrative Manual, Chapter 5, [Section 400, Equal Employment Opportunity, Parts III-V](#), the negotiated grievance process, the Merit Systems Protection Board (MSPB) appeal process, or any other statutory complaint process that seeks to provide remedial relief for allegations of harassment that violate federal law. Further, because the purpose of this policy is to correct and prevent unwelcome conduct before it becomes severe or pervasive, any management official who receives an allegation of harassment must follow the procedures set forth in this chapter even if the complaining employee also files an EEO complaint, a union grievance, an MSPB appeal, or other like charge regarding the alleged incident.

It should be noted, however, that reporting harassment under this policy does not satisfy or delay the applicable time limits for initiating an EEO complaint, a union grievance, or an MSPB appeal. In the case of an EEO complaint, an employee who has made a report of harassment under this policy, but also wishes to pursue a claim of discriminatory harassment through the EEO process, must additionally contact an EEO counselor within 45 days of the most recent incident of alleged harassment. Administrative Manual, Chapter 5, [Section 400, Equal Employment Opportunity, Part III.2](#).

4. Definitions

A. *Harassment* is unwelcome verbal or physical conduct that demeans or shows hostility toward another person based on race, color, religion, sex, national origin, age, disability, retaliation, genetic information, or sexual orientation. Such conduct may be found unlawful where:

- (1) an employee's acceptance or rejection of such conduct results in a tangible employment action that adversely affects the person's employment status; or
- (2) the conduct is sufficiently severe or pervasive to alter the terms, conditions, or privileges of employment, or otherwise create a hostile or abusive work environment.

B. *Sexual Harassment* is an unwelcome sexual advance, request for sexual favors, or other verbal or physical conduct of a sexual nature.

Examples: Unwelcome conduct of a sexual nature that may constitute sexual harassment includes, but is not limited to:

- (1) Physical assault, unnecessary touching, patting, hugging, or brushing against a person's body or other inappropriate touching of a person's body;
- (2) Requesting sexual favors in exchange for benefits, such as favorable evaluations, promotions, continued employment, or favorable assignments;
- (3) Making sexually explicit statements, comments, questions, jokes, innuendos, anecdotes, or gestures;
- (4) Disseminating material of a sexual nature through the use of electronic mail or other systems;
- (5) Displaying sexually suggestive objects, pictures, magazines, cartoons, or screen savers.

C. *Nonsexual Harassment* is unwelcome verbal or physical conduct that denigrates or shows hostility or aversion toward an employee based on a protected characteristic (i.e., race, color, religion, sex, national origin, age, disability, retaliation, genetic information, or sexual orientation).

Examples: Unwelcome conduct that may constitute non-sexual harassment includes, but is not limited to:

- (1) Disseminating offensive or demeaning material from the Internet or other sources;
- (2) Engaging in offensive or demeaning bantering, teasing, jokes, questions, gestures, innuendos, or other abusive or demeaning verbal behavior or physical conduct.

D. *Hostile or Abusive Conduct* is unwelcome verbal or physical conduct based on a protected characteristic under the law or agency policy (i.e., based on sex or sexual orientation) that does not reach the level of actionable harm. The meaning of hostile or abusive conduct is broader than unlawful harassment and includes actions of both a sexual and non-sexual nature that are not sufficiently severe or pervasive to rise to the level of illegality but nonetheless constitute improper workplace behavior.

5. Responsibilities

A. *Chairman*. The Chairman is responsible for enforcing this policy by providing necessary support to management officials and ensuring management accountability for taking appropriate action to prevent and eliminate harassment in the workplace.

B. *The Director of EEO*. The Director of EEO, through his or her staff, is responsible for:

- (1) Developing this anti-harassment policy and procedures, related forms, and guidance or informational materials; distributing information concerning prohibited harassment and compliance with this policy to agency bureaus, divisions and offices; and ensuring implementation of this policy to prevent and eliminate harassment and hostile or abusive conduct.
- (2) Providing advice, technical assistance, and support to managers, supervisors, employees, and others, as needed, to achieve and maintain compliance with this policy.
- (3) Ensuring that all employees receive periodic training concerning prevention of harassment, and that managers are trained in the requirements for addressing complaints of alleged harassment and, as appropriate, the procedures for conducting harassment inquiries.
- (4) Developing and implementing guidelines for evaluating and monitoring trends in allegations raised and inquiries conducted under this policy, to include plans for assessing the overall effectiveness of this policy and implementing best practices to help provide a workplace free of harassment and hostile or abusive conduct.

C. *The Chief Human Capital Officer (CHCO)*. The CHCO, through his or her staff in the Human Capital Management Office (HCMO), is responsible for:

- (1) Receiving complaints of harassment, notifying employees in writing that inquiries of reported incidents of harassment will be undertaken, making arrangements for harassment inquiries to be conducted, and advising agency management concerning interim relief.
- (2) Maintaining a list of qualified management officials to carry out harassment inquiries, assigning such officials to perform harassment inquiries as needed, and participating in periodic training of employees with responsibilities under this policy. If circumstances warrant, a non-management official or external investigator may be assigned to perform a harassment inquiry.
- (3) Providing assistance to managers and supervisors in taking appropriate corrective action, including disciplinary action, for conduct found to be in violation of this policy pursuant to Administrative Manual, Chapter 3, [Section 752, Disciplinary and Adverse Action Policy](#). This responsibility also includes monitoring implementation of recommended corrective action, to include notifying management of the need to take such action when harassing or hostile or abusive conduct is found.
- (4) Establishing a secure system for maintaining records regarding harassment inquiries, reports, findings, actions taken, and any other pertinent documents or information prepared or obtained in accordance with this policy.
- (5) Reporting to the Director of EEO regarding actions taken pursuant to this policy, including corrective actions, and providing copies of harassment reports, findings, and other related documentation so the Director can determine compliance with EEO requirements.

D. *Office of the General Counsel (OGC)*. OGC is responsible for:

- (1) Providing legal counsel to managers and supervisors and other persons who have a need to know regarding implementation and interpretation of this policy, including the proper scope and procedures for carrying out harassment inquiries, the circumstances in which interim relief is required to insulate the alleged victim of harassment from further misconduct while a harassment inquiry is pending, the circumstances in which corrective action is appropriate, and recommended processes for preparing harassment reports.

(2) Providing legal counsel to management officials concerning actual or potential conflicts of interest or position that may affect their responsibilities under this policy.

(3) Participating in periodic training of employees with responsibilities under this policy.

E. *Bureau Directors and Heads of Offices.* The Bureau directors and heads of offices are responsible for:

(1) Helping establish and maintain a workplace that is free of harassment.

(2) Ensuring that subordinate supervisors and managers are aware of the requirements of this policy and that such officials are appropriately evaluated with respect to their performance in complying with these requirements.

(3) In collaboration with the Assistant Director of Employee and Labor Relations, HCMO, cooperating in selecting managers and supervisors to conduct harassment inquiries and ensuring that these designees have sufficient time to receive anti-harassment training and carry out their fact-finding responsibilities.

F. *Managers and Supervisors.* Managers and supervisors are responsible for:

(1) Complying with the requirements of the agency's anti-harassment policy, maintaining a work environment free of harassment, encouraging employees to report such conduct, preventing retaliation against any employee who complains of harassment or is involved in any harassment inquiry, and participating in anti-harassment training.

(2) Appropriately evaluating subordinate managers and supervisors on their performance in complying with this policy.

(3) Acting promptly to prevent and correct harassment or hostile or abusive conduct when it is observed or reported.

(4) Promptly notifying the Assistant Director of Employee and Labor Relations, HCMO, of incidents of harassment or hostile or abusive conduct.

(5) If assigned to perform a harassment inquiry, seeking the assistance and counsel of other offices with responsibilities under this policy, and utilizing the procedures in this policy, including, when appropriate, providing interim relief to alleged victims of harassment pending the outcome of an inquiry.

(6) Taking prompt and appropriate corrective action, to include disciplinary action if warranted, against employees who have engaged in harassment or hostile or abusive conduct, or who have failed to carry out their responsibilities under this policy.

G. *FTC Employees.* All FTC employees are responsible for:

(1) Refraining from harassment that could have the effect of interfering with another co-worker's rights or ability to perform his or her job.

(2) Participating in anti-harassment training.

(3) Becoming familiar with the requirements of this policy and complying with them.

(4) Promptly reporting harassment or hostile or abusive conduct.

6. Reporting Harassment or Hostile or Abusive Conduct

A. An employee who believes he or she has been subjected to or witnessed harassment or hostile or abusive behavior based on any of the protected characteristics covered under this policy such as age

race, gender, or disability, should immediately report the incident to his or her manager or supervisor, or to the manager or supervisor of the employee who engaged in the conduct. Employees should report harassment as soon as it happens, and are encouraged to do so as promptly as possible, and generally no later than 60 days from the date of the incident.

B. If the employee believes that his or her manager or supervisor is the source of the harassment or is otherwise reluctant to speak with that official, the employee should promptly report the conduct to another manager or supervisor who is outside of his or her supervisory chain.

C. The employee may also report harassment or hostile or abusive conduct to the Assistant Director of Employee and Labor Relations, HCMO, by telephone, email, or other means.

D. The employee's initial report of harassment or hostile or abusive conduct may be written or oral and provide pertinent facts about the conduct.

7. Responding to Harassment Allegations

A. When an employee complains about harassment or hostile or abusive conduct, the agency has a duty to exercise reasonable care to prevent and promptly correct such conduct. If the conduct is covered under this policy, the agency must also respond by launching a prompt, thorough, and impartial inquiry of the alleged harassment, as described in Paragraph 8 below. Even if there is also a pending EEO complaint regarding the same reported conduct, the agency must undertake an appropriate harassment inquiry.

B. A manager or supervisor who receives a report or observes harassment or hostile or abusive conduct should immediately, (*i.e., generally in no more than one-business day*), notify the Assistant Director of Employee and Labor Relations, HCMO.

C. Upon receiving the report, the Assistant Director of Employee and Labor Relations should also immediately, (*i.e., generally in no more than one business day*), issue a written acknowledgment of the allegation to the complaining employee. This acknowledgement should:

(1) Indicate the name of the management official or other designee assigned to perform the harassment inquiry and state that this person will directly communicate with the complaining employee.

(2) Direct the employee to provide a written description of the alleged harassment or hostile and abusive behavior (*i.e., whether the conduct was sexual or non-sexual in nature*), the identity of the person(s) engaging in harassment or hostile and abusive conduct, the frequency of such conduct, and the identity of any witnesses by completing [FTC Form 113, Anti-Harassment Intake Form](#). If the complaining employee has not previously identified the protected basis(es) upon which the unlawful harassment is based, this form will provide him or her with an opportunity to do so to determine whether the conduct at issue can be addressed under this policy. The complaining employee should submit the completed form to the Assistant Director of Employee and Labor Relations, HCMO, or the official conducting the harassment inquiry, if one has been assigned.

(3) Specify that the employee may provide relevant documents or other information regarding the allegations along with the written description required in Paragraph (2) above.

(4) Advise the employee that failure to timely cooperate in the inquiry will not stop it from proceeding, but will limit the information upon which a determination whether the employee was subject to harassment or hostile or abusive conduct is made, and may affect the corrective action, if any, taken.

(5) Notify the employee that information obtained during the inquiry will be used for official purposes and maintained on a confidential basis to the greatest extent practicable. See [Paragraph 12](#).

(6) Inform the employee that the agency will not tolerate retaliation against any employee who makes an allegation of harassment or hostile or abusive conduct or participates in any inquiry regarding such allegation.

(7) Advise the employee of his or her right to also contact an EEO counselor to begin the EEO complaint process and that he or she must initiate such contact within 45 days of the harassing incident in order to file a timely complaint.

(8) Inform the employee of the entitlement to a reasonable amount of official time.

D. The Assistant Director for Employee and Labor Relations will also notify OGC that an allegation of harassment has been received, and, in coordination with OGC and other relevant offices, promptly assign a qualified official to conduct an inquiry into the facts and circumstance of the reported incident.

E. All harassment inquiries must be initiated as soon as management becomes aware of the situation. Under most circumstances, this means that the inquiry should commence within *three business days* of the date of the assignment of the official to conduct the inquiry.

8. Conducting the Harassment Inquiry

A. The management official assigned to the harassment inquiry is responsible for carrying out a prompt, thorough, and impartial inquiry of the alleged conduct, which includes preparing a written harassment report. See [Paragraph 9](#). Because the purpose of this policy is to ensure that agency officials have the opportunity to immediately address and correct harassment or hostile or abusive conduct and thereby limit the harm suffered, it is essential that an inquiry be completed within as short a time frame as possible. Under most circumstances, this means that an inquiry should be completed *within thirty days* of the date of assignment.

(1) On occasion, additional time may be needed to finish an inquiry, (e.g., when the reported incident involves multiple allegations of harassment or numerous witnesses, or when travel is required). Under such circumstances, the assigned management official must notify the complaining employee in writing that additional time, not to exceed 15 days after the date of such notice, is necessary.

(2) An employee's failure to fully cooperate in any phase of the harassment inquiry, (e.g., failing to be interviewed by the official conducting the inquiry), will not, under most circumstances, be a basis for extending or delaying timely completion of the inquiry.

B. The scope and extent of any harassment inquiry will depend on the specific allegations at issue. In some instances, a limited inquiry may be appropriate, while other cases may warrant a more detailed inquiry depending on the facts and circumstances presented. Regardless of the specific nature of the allegations raised, the following procedures should be followed when conducting an inquiry under this policy:

(1) Contact the complaining employee and obtain his or her signed written description of the allegations, which he or she was directed to prepare using [FTC Form 113](#). Interview the complaining employee and ask him or her to provide any relevant documents or information, if not previously provided, to facilitate the inquiry. See [Paragraph 7C](#).

(2) Determine if there is a need to implement interim relief for the alleged victim of harassment while the inquiry is being conducted. The following are examples of interim relief measures that an official conducting a harassment inquiry has authority to implement with the approval of the Bureau Director or head of the office in which the alleged victim and the accused employee work:

(i) Making arrangements to avoid contact between the parties, such as directing the accused employee to have no contact with the employee who complained of harassment while the inquiry is pending;

(ii) Removing supervisory responsibilities from the person accused of harassment pending the outcome of the inquiry; or

(iii) Reassigning the employee who is accused of harassment to an alternative supervisor or

manager while the inquiry is pending. Any employee who alleges harassment should not be reassigned without his or her consent.

(3) Interview the employee alleged to have engaged in harassment or hostile or abusive conduct and any other relevant witnesses. If necessary, obtain a signed statement (email is acceptable) that provides responses to the allegations raised and other information about the claimed conduct. Obtain any documents or other information from persons interviewed that may be relevant to the allegations.

(4) Inform all persons interviewed about the prohibition against retaliation for participation in the procedures established by this anti-harassment policy. See [Paragraph 11](#).

(5) If an accused employee or witness refuses to answer questions raised in an inquiry or otherwise cooperate in the inquiry, document the refusal and inform the employee that his or her actions may result in disciplinary action. If the complaining employee refuses to cooperate, the individual conducting the inquiry should document the refusal and inform the employee that despite his or her lack of cooperation, the agency is required to proceed with its inquiry.

(6) Before conducting interviews with employees, consult with the Assistant Director of Employee and Labor Relations, HCMO, to ensure that all collective bargaining obligations are met.

(7) The inquiry should only address allegations of harassment or hostile or abusive conduct based on race, color, religion, sex, national origin, age, disability, retaliation, genetic information, or sexual orientation. If other types of allegations are raised during the inquiry, the person conducting the inquiry should seek advice from OGC to determine whether such matters should be referred elsewhere for any necessary action.

9. Preparing the Report of Inquiry

A. The official responsible for the inquiry should prepare and submit a report regarding the allegations of harassment or hostile or abusive conduct within 30 days of being assigned to the matter. The report of inquiry should contain the following:

(1) A statement that the inquiry was conducted pursuant to this anti-harassment policy and is consistent with its procedures.

(2) A description of the allegations raised, the alleged harasser's response if any, and any relevant information from witnesses. If signed statements or other relevant documents were obtained during the course of the inquiry, they may also be included with the report as attachments.

(3) A determination regarding whether the allegations of harassment or hostile or abusive conduct have merit and whether the conduct at issue violates the agency's anti-harassment policy.

(4) If appropriate, a recommendation to take corrective action, to include possible disciplinary action, or other necessary measures.

B. The report of inquiry must be reviewed by OGC for legal sufficiency. Once the report of inquiry is final, the official who conducted the inquiry will submit it to an appropriate manager or supervisor for further action, which may include taking corrective or disciplinary action. See [Paragraph 10](#). In most circumstances, the official receiving the final report will be the immediate manager or supervisor of the employee alleged to have engaged in harassment or hostile or abusive conduct, unless there is an actual or potential conflict of interest, in which case the next most senior management official will be designated to receive the report. A copy of the final report will also be provided to HCMO, which will retain the document and other related records in accordance with Paragraph 14 of this policy. Copies of the final report will also be distributed to the affected Bureau or Office Director and the Director of EEO.

C. When the inquiry is complete, the official who conducted it will prepare a memorandum to the complaining employee notifying him or her of the results of the inquiry and, depending on the outcome, whether corrective action has been recommended.

10. Corrective Action

A. The manager or supervisor who receives the report of inquiry will review the results. If there is a determination that an employee has engaged in harassment or hostile or abusive conduct, the official must implement corrective action, including but not limited to disciplinary action, to stop the conduct and prevent its recurrence. The responsibility for taking corrective action normally rests with the immediate manager or supervisor of the employee alleged to have engaged in such behavior, unless there is a conflict of interest or other basis for reassigning this responsibility. To determine the nature and type of corrective action that is appropriate, the manager or supervisor must consult with Assistant Director of Employee and Labor Relations, HCMO.

(1) If harassment or hostile or abusive conduct is found, the specific type of corrective action required will depend on the severity or pervasiveness of the conduct and must be proportional to the seriousness of the offense.

(i) If an employee engaged in hostile, abusive, or other inappropriate but not severe or frequent misconduct, possible corrective action may include, but is not limited to, requiring training, or imposing non-disciplinary measures, such as counseling or issuing a letter of warning. Corrective action may also include, restoring leave taken by the complaining employee or expunging negative evaluations in that employee's performance file that are attributable to the harassment.

(ii) If an employee engaged in more severe and frequent harassment, disciplinary action will be warranted and may include, but is not limited to, a reprimand, demotion, suspension, or removal of the employee in accordance with the disciplinary procedures in the Administrative Manual, Chapter 3, [Section 752, Discipline and Adverse Action](#).

(2) A manager or supervisor who fails to properly carry out his or her responsibilities as provided for in this policy, including taking the necessary steps to prevent and promptly correct harassment in the workplace, may also be subject to corrective measures under this policy, which may include any appropriate disciplinary or performance-based measures.

B. If it is determined that harassment or hostile or abusive conduct has occurred, but that corrective action has not been taken by the management official responsible for addressing the situation within a reasonable period of time, the CHCO will send a memorandum to the appropriate Bureau or office head notifying that individual of the need for corrective action, including possible disciplinary action, and detail the steps that should be taken to comply with this policy.

C. When an inquiry does not result in a finding of harassment or hostile or abusive conduct, but does reveal that improper workplace behavior took place, the responsible management official receiving the report may opt to take corrective action to address the situation. For example, if the conduct under investigation is shown to be improper rather than harassing conduct, the accused employee may nonetheless be directed to take training to improve his or her interpersonal, management, or other related skills. Further, even if the inquiry does not result in a finding of harassment or hostile or abusive conduct, it is important for a management official to evaluate the results of the report to determine if there is another appropriate avenue for resolution of the allegations, such as alternative dispute resolution (see Administrative Manual, Chapter 5, [Section 330, Alternative Dispute Resolution Policy and Procedures](#)), or whether any further inquiry into the alleged harassing conduct is warranted. Requests for further inquiry should be referred to the Assistant Director of Employee and Labor Relations, HCMO.

11. Prohibition Against Retaliation

Retaliation is prohibited against any employee based on his or her report of harassment or hostile or abusive conduct under this policy, or assisting in any inquiry about such report. An employee who has engaged in retaliation may be subject to disciplinary action, up to and including removal.

12. Maintaining Confidentiality

A. Information relating to reports of harassment or hostile or abusive conduct will be maintained on a confidential basis to the greatest extent possible. The maintenance of such records and any disclosure of information from these records, such as the report of inquiry or other documentation prepared under this policy, must be in compliance with the Privacy Act, 5 U.S.C. § 552a. Such information may be disclosed if needed to conduct an effective harassment inquiry, or to defend the agency in any litigation to which the information may be relevant and necessary. For example, certain information may need to be disclosed to those officials and employees within the agency who have a need to know in order to carry out the purpose of this policy.

B. A conflict between an employee's desire for confidentiality and the agency's duty to address harassment may arise if an employee informs a supervisor or manager about the alleged harassment or hostile or abusive conduct and asks him or her to keep the matter confidential and take no action. Inaction by the management official in such circumstances could lead to liability on the part of the agency. Failure to act may also result in the supervisor or manager being disciplined. While it may seem reasonable to let the employee determine whether or not to pursue a complaint of workplace harassment, agency management must carry out its duty to prevent and correct harassment or hostile or abusive behavior.

13. Conflicts of Position or Interest

Conflicts of position or interest, or the appearance of such conflicts, must be avoided to maintain the integrity of this policy. This prohibition applies not only to the official assigned to conduct the harassment inquiry, but also to the management official responsible for taking corrective action. If such official believes or becomes aware that he or she has an actual or potential conflict of interest or position, that official must take action as soon as possible to resolve the issue. Any questions arising under this paragraph should be referred immediately to OGC.

14. Records and Reports

A. HCMO will maintain records relating to allegations of harassment or hostile or abusive conduct handled by agency management officials or others under this policy in accordance with applicable document retention requirements. HCMO will also retain the inquiry reports to determine whether management officials have taken prompt measures to address unwelcome conduct that has occurred. This requirement further extends to records regarding corrective actions, including disciplinary measures, taken pursuant to this policy.

B. To ensure that these procedures are properly implemented and that managers and supervisors are taking all necessary steps to prevent and correct harassment and hostile or abusive conduct, the CHCO and the Director of EEO will periodically review records and reports collected or created relating to this policy. This information will be evaluated to determine the effectiveness of the agency's policy and procedures and whether modifications should be implemented.

APPENDIX H

UNITED STATES FEDERAL TRADE COMMISSION
Affirmative Employment of Persons with Targeted Disabilities
and Personal Assistance Services Procedures

Chapter 3, Section 305 – Personal Assistance Services

Part I – General Provisions

1. Purpose

This section fulfills the Federal Trade Commission's (FTC)'s affirmative employment obligations that Section 501 of the Rehabilitation Act of 1973 imposes on Federal employers for the hiring, placement, and advancement of individuals with disabilities and providing Personal Assistance Services (PAS) to individuals with targeted disabilities, who need them during work hours. PAS refers to assistance performing the activities of daily living that an individual would typically perform if he or she did not have a targeted disability, and that is not otherwise required as a reasonable accommodation, including, but not limited to, assistance with removing and putting on clothing, eating, and using the restroom (*see also* FTC Policy at Chapter 3, Section 300 – Disability Antidiscrimination Policy and Reasonable Accommodation Procedures). Provision of such assistance are intended to enable FTC employees with targeted disabilities to participate in the workplace.

2. Policy

The FTC's policy is to ensure that its employees will not be subjected to unlawful employment discrimination based on a targeted disability. Accordingly, the FTC takes affirmative action to recruit, hire, develop, and promote employees with targeted disabilities, to the fullest extent possible and ensures that all individuals with targeted disabilities are accorded equal employment opportunities.

3. Authority

Americans with Disabilities Act of 1990, as amended, (42 U.S.C. § 12101 et seq.);

Section 501 of the Rehabilitation Act of 1973, as amended, (29 U.S.C. § 791);

Equal Employment Opportunity Commission's Federal Sector Regulations (29 C.F.R. Parts 1614 and 1630); and

EEOC's Management Directive 715 (October 2003).

4. Coverage

This policy applies to FTC employees with targeted disabilities. Agency employees include all employees, regardless of appointment type, career status, occupation, or work

schedule (full-time, part-time, or temporary). In the case of PAS, coverage of this policy is limited to individuals who require such services because of a targeted disability.

5. Responsibilities

A. *The Chairman.* The Chairman is responsible for EEO programs at the FTC to include:

- (1) Ensuring that all FTC management officials are held accountable for achieving the purpose of this policy to provide PAS to certain employees who have targeted disabilities and fulfilling EEO requirements to increase the number of individuals with disabilities, including targeted disabilities, employed at the FTC.
- (2) Ensuring that agency operations adhere to EEO requirements in the employment, development, advancement, and treatment of FTC employees with targeted disabilities.

B. *Director of Equal Employment Opportunity and Workplace Inclusion (EEOWI).* The Director of EEOWI is responsible for the development and implementation of the FTC's plan for affirmative action and provision of PAS to employees with targeted disabilities consistent with relevant statutory and regulatory provisions, along with any applicable sub-regulatory guidance produced by the EEOC. Specific responsibilities include:

- (1) Advising and reporting findings to the Chairman on targeted disability hiring and advancement, and providing PAS to employees with targeted disabilities, and other matters arising from this policy's implementation;
- (2) Providing guidance and advice concerning equality of opportunity for persons with targeted disabilities in all aspects of employment, including information about new requirements and changes in disability laws, regulations, and guidance;
- (3) Proposing, developing, and reviewing FTC policies for increasing the number of employees with targeted disabilities and procedures to provide PAS, including generating reports to track the agency's compliance with legal requirements;
- (4) Collaborating with the Human Capital Management Office (HCMO) to ensure guidance and training is provided to employees and management officials concerning the agency's PAS procedures, and hiring programs and other resources available for recruiting, promoting, and retaining persons with targeted disabilities; and

- (5) Collaborating with HCMO to address barriers that affect recruitment, hiring, retention, and promotion of individuals with targeted disabilities and recommending specific remedies to remove such barriers.

C. *The Chief Human Capital Officer (CHCO).* The CHCO is responsible for supervising the administration of the agency's PAS procedures, coordinating the affirmative employment of persons with targeted disabilities, and providing advice as it relates to the employment of individuals with targeted disabilities. Specific responsibilities include:

- (1) Reviewing and updating the agency's plan for increasing employment and retention of individuals with targeted disabilities, and monitoring implementation of the plan;
- (2) Taking affirmative employment actions to promote equality of opportunity for individuals with targeted disabilities in all stages of employment including recruitment, hiring, placement, training, and career development (e.g., providing written material in an accessible format);
- (3) Collaborating with the Director of EEOWI to ensure that guidance and training are provided to agency personnel regarding matters covered under this policy; and
- (4) Delegating responsibilities to the Disability Program Manager for the operation of the agency's PAS procedures.

D. *Disability Program Manager (DPM).* The DPM is responsible for providing assistance and guidance on implementing the requirements of this policy. Specific responsibilities include:

- (1) Implementing the FTC's PAS procedures;
- (2) Providing guidance and delivering training to employees and management officials concerning the FTC's PAS procedures and serving as a resource on targeted disability issues that affect the agency;
- (3) Establishing an effective tracking systems to monitor the processing of PAS requests and complying with all reporting and record retention requirements as provided for in Part IV of this policy;
- (4) Regularly reviewing and analyzing the FTC's PAS procedures and reporting such results through the CHCO to the Director of EEOWI on an annual basis;
- (5) Managing the FTC's PAS procedures, to include assisting in the timely processing of PAS requests, providing necessary guidance and technical

assistance to managers, supervisors, and employees regarding PAS requests, and consulting with other agency offices and officials (*i.e.*, the CHCO, EEOI Director, and Office of the General Counsel), as necessary;

- (6) Assisting FTC management officials in evaluating PAS that have been provided to ensure their continued effectiveness;
- (7) Requesting and reviewing medical information if an impairment or need for PAS is not obvious. Requesting an external Medical Review Official (MRO) of the agency's choosing to review medical information at the agency's request and expense;
- (8) Assisting management officials with the proper handling of sensitive medical information and documents that may be submitted by employees in connection with a PAS request; and
- (9) Participating in and conducting training related to the provision of PAS.

E. *Managers and Supervisors.* All managers and supervisors are responsible for ensuring equality of opportunity in the workplace for individuals with targeted disabilities. Specific responsibilities include:

- (1) Consulting with the DPM in connection with all PAS requests, including options for an employee whose limitations or need for PAS is obvious, even when the employee has not submitted a PAS request;
- (2) Receiving and promptly responding to employee PAS requests, including contacting the DPM when a PAS request is received, engaging in the interactive process, identifying potential PAS, and maintaining confidentiality;
- (3) Serving as the deciding officials for PAS requests from employees;
- (4) Providing approved PAS and regularly evaluating the effectiveness of such PAS in consultation with the DPM;
- (5) Consulting with the DPM to ensure the confidential handling of medical information, in the event that this information is provided to a manager or supervisor by an employee who makes a PAS request;
- (6) Adhering to the policies and procedures in this policy when recruiting, interviewing, selecting, hiring, and supervising employees who have targeted disabilities; and

- (7) Ensuring there is no retaliation or adverse action taken against any employee based on need or perceived need for a PAS.

F. *Employees.* Employees are responsible for:

- (1) Keeping informed of their rights and obligations as outlined in this policy;
- (2) Informing FTC management officials of the need for PAS when an employee's targeted disability and need for such service is not obvious;
- (3) Providing FTC's management officials, or the DPM, with specific information, and providing appropriate medical information, when requested, related to a need for a PAS for a targeted disability and identifying PAS when the limitations or need for PAS is not obvious;
- (4) Cooperating with the DPM's requests for medical documents when the limitations or need for PAS is not obvious; and
- (5) Cooperating and communicating with FTC management officials during the PAS interactive process.

G. *Office of the General Counsel (OGC).* OGC is responsible for providing legal advice to the DPM and other agency management officials regarding PAS requests and affirmative employment obligations under the Rehabilitation Act. OGC also serves as the agency's legal representative in discrimination complaints against the FTC regarding PAS requests or the PAS process.

H. *Administrative Services Office (ASO).* In response to requests from management officials, ASO is responsible for coordinating with the DPM, management officials, and employees to identify and help provide services in connection with PAS requests.

6. Definitions

A. *Disability.* The term "disability" means, with respect to an individual:

- (1) a physical or mental impairment that substantially limits one or more major life activities of such individual;
- (2) a record of such an impairment; or
- (3) being regarded as having such an impairment.

A person must satisfy at least one of these three parts of the definition to be considered a person with a disability.

- B. *Essential Functions.* This term refers to job duties that are so fundamental to a position that the employee holds or seeks to hold that he or she cannot do the job without performing them. A function can be essential if, among other things: the position exists specifically to perform that function; there are a limited number of other employees who could perform the function; or if the function is specialized and the person is hired based on his or her ability to perform it. As it relates to this policy, provision of PAS services, together with any reasonable accommodation required, should enable the employee to perform the essential functions of his or her job. Determination of the essential functions of a position must be done on a position-by-position basis so that it reflects the job as it must actually be performed, and not simply the components of a generic position description.
- C. *Interactive Process.* The procedure in which the supervisor, manager, or DPM works collaboratively with the employee requesting a PAS because of a targeted disability.
- D. *Personal Assistant Services.* The services that help individuals who, because of targeted disabilities, require assistance to perform basic activities of daily living, like eating and using the restroom.
- E. *Targeted Disabilities.* A subset of disabilities that includes, but is not limited to, deafness, blindness, missing extremities, partial paralysis, complete paralysis, compulsive disorders, intellectual disabilities, developmental disability, traumatic brain injury, significant psychiatric disorder, and genetic or physical conditions affecting the limbs or spine. *Note:* Not every employee with a targeted disability will be entitled to PAS, because only some individuals with targeted disabilities require assistance with basic activities like eating and using the restroom.
- F. *Undue Hardship.* A determination made on a case-by-case basis that a specific PAS would cause significant difficulty or expense for the agency to provide when taking into account the resources available to the agency. In such instances, the agency does not have to provide the service. The factors considered in assessing undue hardship include but are not limited to: the nature and cost of the PAS requested or service needed; the overall financial resources of the agency offering the PAS; and the effect of the PAS on the operation of the agency. Because the typical cost of PAS is often minimal, undue hardship based on cost should rarely be an issue.

Part II – Procedures for Providing PAS

1. Requests for PAS

A requester is an employee, or someone acting on the employee's behalf, who is seeking a workplace-related PAS based on a targeted disability. The following procedures are applicable to PAS requests from such persons.

- (1) An employee must advise a management official that he or she needs assistance to perform basic activities of daily living at work due to a targeted disability, unless the employee's limitations or need for PAS is obvious. Alternatively, the employee may request PAS through the agency's DPM, who will then notify the appropriate supervisory or management official(s) of the request. A PAS request does not have to include any special words, such as "personal assistance services," "targeted disability," or "Rehabilitation Act."
- (2) An employee may submit a PAS request at any time, orally, or in writing. The employee must also complete FTC Form 645?, "Request for Personal Assistance Services," and submit it to his or her supervisor, manager, or the DPM, confirming the request. A PAS request submitted directly to the DPM will be forwarded to the employee's supervisor.
- (3) An employee needing PAS on an intermittent basis should submit FTC Form 645, "Request for Personal Assistance Services," only for the first request. However, the employee must give appropriate and sufficient advance notice each subsequent time PAS are needed. If PAS are needed on a regular basis (e.g., a weekly staff meeting), the employee's supervisor or manager should ensure that the appropriate arrangements are made without requiring a request for each occasion.

2. Processing a PAS Request

- A. When receiving a PAS request, the recipient must process the request swiftly and appropriately, in consultation with the DPM.
- B. The PAS request process begins as soon as the employee makes an oral or written request for a PAS. If an employee makes an oral PAS request, the official receiving the request must inform the requester to complete FTC Form 645, "Request for Personal Assistance Services," and subsequently, initiate the interactive process described below.

3. The Interactive Process

Generally. After an employee submits a PAS request, the official responsible for making the decision regarding the request must engage in a discussion with the requester. Specifically, the discussion should include: the basic activities of daily living that are limited by the targeted disability; how those limitations could be overcome with PAS; and potential PAS that is being sought. Often such discussion will occur in the context of considering provision of a reasonable accommodation as required under the FTC's Disability Antidiscrimination Policy and Reasonable Accommodation Procedures, *Administrative Manual*, Chapter 3, Section 300.

- (1) The manager or supervisor must begin this discussion by contacting the employee within **three (3) business days** after the PAS request is received.
- (2) Ongoing communication via the interactive process is particularly critical when the targeted disability, need for PAS, or type of PAS needed, is not obvious or management is considering alternatives to the requested PAS. However, even cases where such information is clear and the need obvious, the management official and the requesting employee should still thoroughly discuss all relevant information.
- (3) Managers and supervisors must consider the PAS request submitted by the employee. Managers and supervisors must consult with the DPM and, if appropriate OGC, or other resources (*e.g.*, EEOWI) for guidance.
- (4) As part of the interactive process, managers and supervisors may offer alternative PAS and discuss their effectiveness with the employee. The FTC is not required to provide the exact PAS requested by the employee. If more than one PAS would be effective, the agency may provide a PAS that is different from the one requested.
- (5) If the FTC is hiring a PAS provider who will be assigned to a single individual, and that individual prefers a particular provider, the agency must give primary consideration to the employee's preference to the extent permitted by law. The FTC retains the right to choose a different provider if, for example, the individual's preferred provider is not qualified or less qualified than another provider, if the agency decides to utilize a pool of shared providers instead of dedicated providers, for reasons of cost or convenience, or if the agency decides to have appropriate, existing employees provide PAS.
- (6) The FTC retains the right to deny PAS when provision of the services would pose an undue hardship. The undue hardship standard for denying PAS is the same as for reasonable accommodations, which considers the nature, extent, and cost of the service in relation to the FTC's overall resources and the impact of the PAS on the operation of the agency's business.

4. Medical Documentation

- A. If an employee's targeted disability or need for PAS is not obvious or already known, the FTC may ask for medical documentation to establish that the requester has a targeted disability and needs PAS.
- B. The DPM is the only FTC official authorized to request medical documentation secondary to a PAS request. In determining whether medical documentation is

necessary, the DPM should be guided by the principles set forth in the ADA, as amended, the Rehabilitation Act, the EEOC's associated rules and guidance, and relevant legal precedent. In addition, the DPM may seek advice from OGC.

- C. The DPM may only request medical documentation related to the impairment at issue in the PAS request and may not ask for unrelated or general medical information (e.g., access to the requester's medical records). Typically, medical documentation sought will include information regarding the employee's targeted disability, the extent to which the targeted disability limits the employee's ability to perform activities of daily living that an individual would typically perform if he or she did not have a disability; and whether there are specific PAS that would be effective.
- D. Pursuant to the Genetic Information Nondiscrimination Act of 2008 (GINA), the FTC may not request or require genetic information of an individual or family member of the individual, except as specifically allowed by this law. Employees may not be asked to provide genetic information in response to a request for medical information. "Genetic information," as defined by GINA, includes an individual's family medical history, the results of an individual's or family member's genetic tests, the fact that an individual or an individual's family member sought or received genetic services or participated in genetic research, and genetic information of a fetus carried by an individual or an individual's family member or an embryo lawfully held by an individual or family member receiving assistive reproductive services.
- E. In most instances, the employee will be able to furnish medical information sufficient to substantiate the existence of a targeted disability or need for PAS as part of the interactive process. If the information furnished by the employee is insufficient to make a determination, the DPM may require additional information from a healthcare provider. When necessary, the DPM may also prepare a list of questions for the healthcare provider to answer, or ask the employee to sign a limited release permitting the DPM to contact the healthcare provider directly. In some cases, the DPM may arrange for an external MRO to review medical documentation and provide a medical opinion related to a PAS request. If the employee has signed a limited release as described above, the DPM may authorize the MRO to contact the employee's healthcare provider directly for any required information.
- F. The DPM will review the requested medical documentation upon receipt. The documentation may also be evaluated by the MRO and reviewed by OGC and other appropriate agency officials as necessary, subject to the confidentiality requirements below.
- G. If the employee does not want to share his or her medical documentation with their manager or supervisor, the employee must submit it directly to the DPM. The DPM will advise the supervisor or manager whether the medical

documentation received demonstrates that the employee has a targeted disability and whether PAS is appropriate. The DPM will provide any relevant information about the employee's disability to the management official to permit processing of the PAS request.

- H. The ultimate responsibility for providing medical documentation rests with the employee. If the employee requesting PAS fails to provide sufficient medical documentation or cooperate in the FTC's efforts to obtain such documentation, the agency may deny the request.
- I. In cases where the targeted disability is obvious or otherwise already known to the manager or supervisor, and the need for PAS continues, the FTC will not seek any further medical documentation. *Note:* In limited instances, the FTC may require updated medical documentation to ensure that PAS remains effective or is still needed.

5. Confidentiality Requirements

- A. Medical documentation must be kept confidential.
 - (1) All medical documentation related to the PAS process must be kept confidential and in a file separate from the employee's official personnel file.
 - (2) The following information must also be kept confidential: the employee's decision to request PAS, that PAS was approved or denied, and information about functional limitations of the employee.
 - (3) Any FTC employee who obtains or receives medical information associated with a PAS request is strictly bound by these confidentiality requirements.
- B. The DPM will maintain custody of records obtained or created during the processing of a PAS request, including medical records, in accordance with the Privacy Act, 5 U.S.C. § 552a, *et. seq.*, and 29 C.F.R. §§ 1611 and 1630.14.
- C. Certain information may be shared with appropriate officials to enable them to make a determination concerning a PAS request. However, only specific information required to process the PAS request should be disclosed to agency officials who are subject to the confidentiality requirements related to the PAS process.

6. Time Limits

- A. Within **20 business days** after receiving a PAS request, the responsible management official must make a decision and provide PAS, if granted.

- (1) The responsible management official must grant the PAS within **10 business days** of receiving it under the following circumstances: if the targeted disability is obvious or already known to the responsible official; if the need for PAS is obvious; if medical documentation is not required to evaluate a PAS request; or if PAS can be provided quickly.
 - (2) If medical documentation is requested, the 20-day period will be extended by the amount of time necessary to request, receive, and evaluate such documentation.
- B. *Expedited Processing.* In certain situations, the processing of a PAS request must be expedited. This may be necessary, for example, where the agency's assignment of work-related travel results in an employee's inability to rely on his or her usual source of PAS during work hours.
- C. *Extenuating Circumstances.* The requisite time for processing a PAS request may be extended due to circumstances that could not reasonably have been anticipated or avoided, or that are beyond FTC's ability to control. Extenuating circumstances include, but are not limited to, the need to obtain and evaluate medical information. The manager or supervisor must consult with the DPM prior to taking any of the actions described in this section.
- (1) The supervisor or manager should notify the employee in writing of the reason for any delay and the approximate timeframe in which a decision should be expected or when the FTC will provide PAS.
 - (2) If there is a delay in deciding or providing PAS, the supervisor or manager should consider whether there are any temporary measures that could be taken. A temporary PAS can be provided if: (1) they do not interfere with the operations of the FTC; and (2) the employee is informed that they are being provided only on a temporary basis.

7. Resolution of a Request for PAS Request

A. Approving a Request for PAS

- (1) All decisions regarding requests for PAS will be communicated to the employee in writing. A decision to approve a request for PAS will be communicated to an employee using FTC Form 645, "Request for Personal Assistance Services." The responsible official will complete this form, return it to the employee, and discuss implementation of the approved PAS. A copy of this completed form must be provided to the DPM.

- (2) Managers and supervisors should follow-up with the employee after a request for PAS has been approved to ensure that it meets the employee's needs. In addition, managers and supervisors must evaluate PAS that have been provided, in consultation with the DPM, to ensure that they continue to be effective and necessary.
- (3) A decision to provide PAS that are different from what has been requested must be made in consultation with the DPM and based on legal advice provided by OGC. FTC Form 646, "Denial of Request for Personal Assistance Services," will explain the specific reason(s) for declining the requested PAS and the reason(s) the management official selected the chosen PAS.

B. Denying a Request for PAS

- (1) A decision to deny a request for PAS is a final action and must be made in consultation with the DPM and based on legal advice provided by OGC.
- (2) The manager or supervisor will complete FTC Form 646, "Denial of Request for Personal Assistance Services," which provides the employee with the specific reason(s) for any denial and applicable appeal rights. A copy of this completed form must be provided to the DPM.
- (3) The FTC may deny a request if: the requestor is not an employee; the requestor does not have a targeted disability; the targeted disability does not create a need for PAS; the requestor is not able to perform the essential functions of the job, even with PAS and any reasonable accommodation; the requestor would create a direct threat to safety on the job, even with PAS and any reasonable accommodation; or providing PAS would impose undue hardship on the agency.
- (4) If the manager or supervisor chooses a PAS provider that is different than the one requested by the employee and the employee refuses to accept it, the FTC will record the refusal using FTC Form 646, "Denial of Request for Personal Assistance Services," and the decision will be recorded as a PAS denial. The denial document will explain why the PAS provider requested was not chosen.

Part III – Reporting Requirements, Information Tracking, and Recordkeeping Systems

- A. To ensure compliance with this policy and its procedures as well as the Rehabilitation Act and EEOC policy guidance, the DPM will collect and maintain the following information:
 - (1) The number and types of PAS requests that the FTC receives and whether those PAS requests have been granted or denied;

- (2) The jobs (occupational series, grade level, and agency component) for which PAS requests have been received;
 - (3) The types of PAS requests for each of those jobs;
 - (4) The number and types of PAS requests for each job, by agency component, that have been approved, and the number and types that have been denied;
 - (5) The reasons for denial of PAS requests;
 - (6) The amount of time taken to process each PAS request; and
 - (7) The sources of technical assistance that have been consulted in trying to provide PAS.
- B. The DPM will provide copies of all FTC Forms involving PAS requests (*i.e.*, FTC Forms 645 and 646) to the CHCO and the Director of EEOWI on a quarterly basis. Upon request, the DPM will also provide other relevant materials to the CHCO and the Director of EEOWI.
- C. The DPM, through the CHCO, will provide a written assessment of the agency's PAS procedures to the Director of EEOWI on a quarterly basis. This report must include the number and types of PAS requests approved or denied, the amount of time to process the requests, reasons for denials, other relevant tracking information, and any recommendations for improving the agency's procedures.
- D. Because it is imperative that the FTC evaluate the effectiveness of its PAS program, the Director of EEOWI, in consultation and collaboration with the CHCO and the DPM, will periodically review the program and issue written reports regarding the status of the agency's PAS procedures, including recommendations for improvement. The EEOWI Director will disseminate all written reports to the FTC Chairman, the CHCO, the DPM, and other appropriate agency officials. The reports must not contain confidential information about specific PAS requests, but will include general information sufficient to provide a qualitative assessment of the agency's targeted disability program.
- E. The DPM will keep appropriate records and documentation to substantiate an employee's targeted disability in the event that there is a new manager or supervisor, and will take the necessary steps to apprise the new manager or supervisor of direct reports who have been provided with a PAS.
- F. Recordkeeping Systems
- (1) The DPM, and not the supervisor or manager, will keep all medical records related to a particular employee who has submitted a PAS request for the duration of his or her employment with the FTC. These records

include any documentation of the employee's targeted disability, as well as information about the disposition of the employee's PAS request(s).

- (2) The DPM will keep any information or cumulative records used to track the FTC's performance with regard to providing PAS for at least three years. The DPM will use this tracking information to evaluate whether and where the FTC needs to improve its handling of PAS requests. Upon request or in the fulfillment of EEOC requirements, the EEOI Director will assess the FTC's targeted disability program.

Appendix – Personal Assistance Services Forms

FTC Form 645 – Request for Personal Assistance Services

FTC Form 646 – Denial of Request for Personal Assistance Services

DRAFT

APPENDIX I

Federal Trade Commission
Disability Anti-Discrimination Policy and Reasonable Accommodation Procedures

Chapter 3, Section 300 – Disability Anti-Discrimination Policy and Reasonable Accommodation Procedures

Part I – General Provisions

1. Purpose

This section establishes the Federal Trade Commission's (FTC) policy and procedures for the employment of persons with disabilities. The primary objectives of this policy are to ensure equal employment opportunity (EEO) for employees and applicants for employment without regard to disability, define the roles and responsibilities regarding the employment of persons with disabilities, and provide procedures for processing requests for reasonable accommodation.

2. Policy

The FTC's policy is to ensure that applicants for employment and employees alike will not be discriminated or retaliated against on the basis of any disability. Accordingly, the FTC takes effective action to recruit, hire, develop and advance employees with disabilities, including targeted disabilities, to the fullest extent possible and ensures that all individuals with disabilities are accorded equal employment opportunities. Further, the FTC is fully committed to making agency facilities accessible, and reasonably accommodating the known physical or mental limitations of individuals by providing an accommodation that does not impose an undue hardship on FTC operations.

3. Authority

Americans with Disabilities Act (ADA) of 1990, as amended, (42 U.S.C. § 12101 et seq.);

Rehabilitation Act of 1973, as amended, (29 U.S.C. § 791);

Executive Order 13164, Requiring Federal Agencies to Establish Procedures to Facilitate the Provision of Reasonable Accommodation (July 26, 2000);

Equal Employment Opportunity Commission's (EEOC) Federal Sector Regulations (29 C.F.R. Parts 1614 and 1630);

EEOC's Management Directive 715 (October 2003);

Architectural Barriers Act of 1968, as amended, (42 U.S.C. §§ 4151-4157);

* Forms are available in alternative formats that are accessible to people with disabilities.

EEOC's Policy Guidance on Executive Order 13164: Establishing Procedures to Facilitate the Provision of Reasonable Accommodation (October 20, 2000); and

EEOC's Enforcement Guidance: Reasonable Accommodation and Undue Hardship under the ADA (October 17, 2002).

4. Coverage

This policy applies to an employee or a job applicant with a disability. Agency employees include all employees, regardless of appointment type (competitive or excepted), career status (temporary, career-conditional, or career), occupation, or work schedule (full-time, part-time, or temporary).

5. Responsibilities

A. *The Chairman.* The Chairman is responsible for EEO programs at the FTC to include:

- (1) Ensuring that all FTC management officials are held accountable for achieving the objectives of this policy and fulfilling EEO requirements to prevent discrimination against employees or applicants based on disability.
- (2) Ensuring that agency operations adhere to EEO principles in its human capital policies and practices relating to the employment, development, advancement, and treatment of FTC employees or applicants regardless of disability.

B. *Director of Equal Employment Opportunity and Workplace Inclusion (EEOWI).* The Director of EEOWI is responsible for the development and implementation of the FTC's disability anti-discrimination program consistent with the requirements of 29 C.F.R. § 1614.102(c) and other relevant statutory and regulatory provisions. Specific responsibilities include:

- (1) Advising and reporting findings to the Chairman on disability discrimination cases and other matters arising from this policy's implementation.
- (2) Providing guidance and advice concerning equality of opportunity for individuals with disabilities in all aspects of employment, including information about new requirements and changes in disability laws.
- (3) Proposing, developing, and reviewing FTC policies and procedures to promote equality of opportunity for individuals with disabilities, including examining agency efforts to provide reasonable accommodations and

making facilities accessible, and generating reports to track the agency's compliance with disability laws and regulatory requirements.

- (4) Managing the EEO discrimination complaint process, including claims involving denials of requests for reasonable accommodation.
- (5) Collaborating with the Human Capital Management Office (HCMO) to ensure regular and appropriate guidance and training is provided to employees and management officials concerning the agency's reasonable accommodation process and the various hiring programs and other resources available for recruiting, promoting, and retaining persons with disabilities.
- (6) Collaborating with HCMO to address barriers that affect recruitment, hiring, retention, and promotion of individuals with disabilities and recommending specific remedies to remove such barriers.

C. *The Chief Human Capital Officer (CHCO).* The CHCO is responsible for supervising the administration of the agency's reasonable accommodation procedures, coordinating the employment of persons with disabilities, and providing human capital advice as it relates to disability employment. Specific responsibilities include:

- (1) Reviewing and updating the agency's plan for increasing employment and retention of individuals with disabilities and monitoring implementation of the plan.
- (2) Taking affirmative employment actions to promote equality of opportunity for individuals with disabilities and targeted disabilities in all stages of employment including recruitment, hiring, placement, training, and career development (e.g., providing written material in an accessible format).
- (3) Collaborating with the Director of EEOWI to ensure that guidance and training are provided to agency personnel regarding all matters under this policy.
- (4) Delegating responsibilities for the operation of the agency's reasonable accommodation procedures and activities to enhance the affirmative employment of individuals with disabilities to a designated Disability Program Manager within HCMO, *see below*.

D. *Disability Program Manager (DPM).* The DPM is responsible for providing assistance and guidance on the requirements of this policy and ensuring that management officials and employees are informed of any new requirements and changes in disability laws. Specific responsibilities include:

- (1) Implementing the FTC's reasonable accommodation procedures consistent with this policy, governing laws and regulations, executive orders, and EEOC directives.
- (2) Providing guidance and delivering training to employees and management officials concerning the agency's reasonable accommodation procedures and disability hiring matters, and serving as a resource for information on disability issues that affect the agency.
- (3) Establishing effective tracking systems to monitor the processing of reasonable accommodation requests and affirmative employment initiatives for individuals with disabilities to include complying with all reporting and record retention requirements as provided for in Part IV of this policy.
- (4) Regularly reviewing and analyzing the FTC's reasonable accommodation process and progress in the recruitment and retention of individuals with disabilities and reporting such results through the CHCO to the Director of EEOI on an annual basis.
- (5) Regularly reviewing agency procedures to ensure that vacancy announcements and hiring and promotion procedures include information describing how applicants may submit reasonable accommodation requests.
- (6) Managing the FTC's reasonable accommodation procedures, to include providing necessary guidance and technical assistance to managers, supervisors, employees, and applicants regarding requests for reasonable accommodation, and consulting with other agency offices and officials (*i.e.*, the CHCO, EEOI Director, and General Counsel) as necessary.
- (7) Assisting FTC management officials in evaluating accommodations that have been provided to ensure their continued effectiveness.
- (8) Requesting and reviewing medical information if an impairment or need for accommodation is not obvious to include having medical information reviewed by an external Medical Review Official (MRO) of the agency's choosing and at the agency's request and expense.
- (9) Serving as the deciding official for reasonable accommodation requests from applicants.
- (10) Participating in annual training relating to disability laws and regulations, to include training related to the provision of reasonable accommodation.

- (11) Providing information to employees and applicants on how to access additional information on reasonable accommodation, including EEOC guidance and technical assistance documents, and other relevant resources.

E. *Managers and Supervisors.* All managers and supervisors are responsible for ensuring equality of opportunity in the workplace for individuals with disabilities. Specific responsibilities relating to reasonable accommodation and nondiscrimination based on disability include:

- (1) Consulting with the DPM in connection with all requests for reasonable accommodation.
- (2) Consulting with the DPM in assessing reasonable accommodation options for an employee whose limitations or need for accommodation is obvious, even when the employee has not requested an accommodation.
- (3) Receiving and promptly responding to employee requests for accommodation, including contacting the DPM when a request for accommodation is initially received, engaging in the interactive process, identifying essential job functions and potential accommodations, and maintaining the confidentiality of accommodation information.
- (4) Serving as the deciding official for reasonable accommodation requests from employees.
- (5) Providing approved accommodations and regularly evaluating the effectiveness of such accommodations in consultation with the DPM.
- (6) Ensuring there is no retaliation against any employee who requests a reasonable accommodation.

F. *Employees.* Employees are responsible for:

- (1) Keeping informed of their rights and obligations as outlined in this policy.
- (2) Informing FTC management officials of the need for reasonable accommodation when an employee's limitations or need for accommodation is not obvious.
- (3) Providing FTC management officials with specific information, including appropriate medical information, when requested, related to limitations resulting from a disability and identifying accommodations when the limitations or need for accommodations is not obvious.

- (4) Cooperating with FTC management officials throughout the reasonable accommodation process, including communicating during the interactive process.
- G. *The General Counsel (OGC)*. OGC is responsible for providing legal advice to the DPM and other agency management officials regarding reasonable accommodation requests, policies, and procedures. OGC also serves as the agency's legal representative in disability discrimination complaints involving the FTC.
- H. *Office of the Chief Information Officer (OCIO)*. OCIO is responsible for coordinating with the DPM, management officials, employees, and applicants to identify and help provide appropriate assistive technology and services in connection with accommodation requests.
- J. *Administrative Services Office (ASO)*. ASO is responsible for coordinating with the DPM, management officials, employees, and applicants to identify and help provide office needs and services in connection with accommodation requests.

6. Definitions

- A. *Disability*. The term "disability" means, with respect to an individual:
 - (1) a physical or mental impairment that substantially limits one or more major life activities of such individual;
 - (2) a record of such an impairment; or
 - (3) being regarded as having such an impairment

A person must satisfy at least one of these three parts of the definition to be considered a person with a disability. **Note:** A person regarded as having a disability, but who in fact does not have an actual disability, is not entitled to a reasonable accommodation.
- B. *Essential Functions*. Those job duties that are so fundamental to a position that the employee or applicant holds or seeks to hold that he or she cannot do the job without performing them. A function can be "essential" if, among other things: the position exists specifically to perform that function; there are a limited number of other employees who could perform the function; or if the function is specialized and the person is hired based on his or her ability to perform it. Determination of the essential functions of a position must be done on a case-by-case basis so that it reflects the job as actually performed, and not simply the components of a generic position description.
- C. *Impairment*. Any physiological disorder or condition, cosmetic disfigurement, or anatomical loss affecting one or more body systems, such as neurological,

musculoskeletal, special sense organs, respiratory (including speech organs), cardiovascular, reproductive, digestive, genitourinary, immune, circulatory, hemic, lymphatic, skin, and endocrine; or any mental or psychological disorder, such as an intellectual disability (formerly termed "mental retardation"), organic brain syndrome, emotional or mental illness, and specific learning disabilities.

- D. *Interactive Process.* The procedure in which the supervisor, manager, or DPM works collaboratively with the person requesting an accommodation to determine the disability at issue and whether there is an effective accommodation.
- E. *Major Life Activities.* Activities that are of central importance to daily life. Major life activities include, but are not limited to: caring for oneself, performing manual tasks, seeing, hearing, sleeping, walking, standing, sitting, reaching, lifting, bending, speaking, breathing, learning, reading, concentrating, thinking, communicating, interacting with others, working, and the operation of a major bodily function.
- F. *Qualified Employee/Applicant with a Disability.* An individual who, with or without reasonable accommodation, can perform the essential functions of the job in question.
- G. *Reasonable Accommodations.* Any changes in the work environment or in the way things are customarily done that would enable a person with a disability to enjoy equal employment opportunities. Common types of reasonable accommodations include:
- moving to different office space
 - modifying work schedules
 - granting breaks or providing leave
 - removing or substituting a marginal function
 - altering how or when job duties are performed
 - providing telework
 - removing an architectural barrier, including reconfiguring work space
 - providing a reader or sign language interpreter, or other assistant
 - providing accessible parking
 - providing materials in alternative format (*i.e.*, Braille, large print)
- H. *Targeted Disabilities.* A subset of disabilities that includes deafness, blindness, missing extremities, partial or complete paralysis, epilepsy, significant mobility impairments, intellectual disabilities, significant psychiatric disorders, traumatic brain injuries, developmental disabilities, dwarfism, and significant disfigurement.
- I. *Undue Hardship.* A determination made on a case-by-case basis that a specific accommodation would cause significant difficulty or expense for the agency to provide. In such instances, the agency does not have to provide the

accommodation. The factors considered in assessing undue hardship include but are not limited to: the nature and cost of the accommodation needed; the overall financial resources of the agency making the accommodation; and the effect of the accommodation on the operation of the agency. *Note:* The potential cost of a reasonable accommodation is normally an insufficient basis to deny a request for reasonable accommodation. All resources available to the agency as a whole, excluding those designated by statute for a specific purpose that does not include reasonable accommodation must be considered when determining whether a denial of reasonable accommodation based on cost is lawful.

Part II – Reasonable Accommodation Procedures

1. Requests for Reasonable Accommodation

A. A requester is an employee, applicant, or someone acting on the requester's behalf, who is seeking a reasonable accommodation based on a disability. The following procedures are applicable to reasonable accommodation requests from employees. The procedures for handling reasonable accommodation requests from applicants for employment are in Part III of this policy.

- (1) An employee must advise a management official, the DPM, or any agency employee connected with the reasonable accommodation application process that he or she needs an adjustment or change at work for a reason related to an impairment or medical condition, unless the employee's limitations or need for accommodation is obvious. A request does not have to include any special words, such as "reasonable accommodation," "disability," or "Rehabilitation Act" and does not have to specify a particular type of accommodation that may be needed.
- (2) An employee may request a reasonable accommodation at any time, orally, or in writing. The employee should also complete FTC Form 641, "Request for Reasonable Accommodation," and submit it to his or her supervisor, manager, or the DPM, confirming the request. A request submitted directly to the DPM will be forwarded to the employee's supervisor.
- (3) A family member, health professional, or other representative may, with proper authorization, request an accommodation on behalf of an employee. For example, submission of a doctor's note outlining medical restrictions for an employee may constitute a request for reasonable accommodation.
- (4) An employee needing a reasonable accommodation on an irregular but recurring basis, such as the assistance of a sign language interpreter should submit FTC Form 641, "Request for Reasonable Accommodation," only for the first request. However, the employee must give appropriate and

sufficient advance notice each subsequent time the accommodation is needed. If the accommodation is needed on a regular basis (e.g., a weekly staff meeting), the employee's supervisor or manager should ensure that the appropriate arrangements are made without requiring a request for each occasion.

2. Processing a Request for Reasonable Accommodation

- A. When an employee (or a third party on the employee's behalf) requests a reasonable accommodation, the supervisor or manager must contact the DPM to ensure that the request is processed swiftly and appropriately in accordance with this policy.
- B. The reasonable accommodation process begins as soon as the employee makes an oral or written request for accommodation to an appropriate management official or the DPM. If an employee makes an oral request for accommodation, the official receiving the accommodation request must inform the employee to complete FTC Form 641. *Note:* The requirement to complete FTC Form 641 does not impede the interactive process, which begins at the time the oral or written accommodation request is made, as discussed in Part II(3)(A) *infra*.

3. The Interactive Process

- A. *Generally.* After an employee requests an accommodation, the manager or supervisor responsible for making the decision regarding the request must discuss the request with the employee. Specifically, they must discuss the employee's current job to determine its essential functions, the job-related limitations imposed by the individual's impairment, how those limitations could be overcome with an accommodation, potential accommodations, including the accommodation the employee prefers, and implementation of the accommodation that is effective and does not create an undue hardship for the agency. An employee does not have to submit FTC Form 641 in order for the interactive process to begin.
 - (1) The manager or supervisor must begin this discussion by contacting the employee within **three (3) business days** after the request is first received.
 - (2) If a third party requests an accommodation on behalf of an employee, the appropriate agency official must confirm with the employee that he or she wants the requested accommodation before proceeding. The employee must provide written documentation to designate the third party to act on his or her behalf.
 - (3) Early and ongoing communication via the interactive process is particularly critical when the disability, need for accommodation, or type of accommodation needed, is not obvious or management is considering alternatives to the requested accommodation. However, even cases where

such information is clear and the need obvious, the management official and the requesting employee should still engage in a full exchange of relevant information.

- (4) Managers and supervisors should consider the employee's requested or healthcare provider's recommended accommodation. Managers and supervisors should consult with the DPM regarding processing the accommodation and, if appropriate OGC, or other resources (*e.g.*, EEOC, the Computer/Electronic Accommodations Program (CAP), or the Job Accommodation Network) for guidance.
- (5) As part of the interactive process, managers and supervisors may offer alternative accommodations and discuss their effectiveness with the employee. The FTC does not have to provide the exact accommodation the employee requests. If more than one accommodation would be effective in allowing the employee to perform the essential functions of the position, the agency may offer an alternative accommodation than the one requested.

B. Reassignment to a Vacant Position. The following procedures apply when an employee requests reassignment as a reasonable accommodation:

- (1) Reassignment must be considered if no other accommodations are available to enable the employee to perform the essential functions of his or her current job, or if the only effective accommodation would cause undue hardship. Reassignment is the accommodation of last resort. The FTC is not required to create a new position as a reasonable accommodation for an employee.
- (2) In considering whether there are positions available for reassignment, the manager or supervisor must work with the employee requesting reassignment, the DPM, and a designated HCMO Specialist to identify:
(a) vacant funded positions within the agency for which the employee is qualified to be reassigned, with or without reasonable accommodation;
and (b) positions which HCMO has reason to believe will become vacant within 60 days from the date the search is initiated and for which the employee may be qualified.
- (3) The focus of the reassignment search should be positions that are equivalent to the employee's current job in terms of pay, status, and other relevant factors. If the agency does not know whether the employee is qualified for a specific position, the agency can discuss with the employee his or her qualifications. If there is no vacant equivalent position, the FTC may consider vacant lower level positions for which the employee is qualified.

- (4) If the employee requests reassignment to a vacant position outside of his or her commuting area and the employee can be accommodated within the local commuting area, the FTC may, but is not required to grant the request.
- (5) Although an employee should assist the FTC in identifying appropriate vacancies to the extent that the employee has access to information about them, it is the agency's responsibility to proceed as expeditiously as possible in determining whether there are appropriate vacancies. When the FTC has completed its search, identified whether there are any vacancies (including any positions that will become vacant in a reasonable amount of time), notified the employee of the results, and either offered an appropriate vacancy to the employee or informed him or her that no appropriate vacancies are available, the FTC would have fulfilled its obligation.

4. Medical Documentation

- A. If an employee's disability or need for accommodation is not obvious or already known, the FTC may ask for sufficient medical documentation to establish that the requester has a disability and needs an accommodation.
- B. The DPM is the only FTC official authorized to request medical documentation in relation to reasonable accommodation requests. In determining whether medical documentation is necessary, the DPM should be guided by the principles set forth in the ADA, as amended, the Rehabilitation Act, the EEOC's associated rules and guidance, and relevant legal precedent and seek advice from OGC.
- C. The DPM may only request medical documentation related to the impairment at issue in the accommodation request and may not ask for unrelated or general medical information (*e.g.*, access to the requester's medical record). Typically, medical documentation sought will include information regarding: the nature, severity, and duration of the employee's medical impairment; the activity or activities that the impairment limits; the extent to which the impairment limits the employee's ability to perform the essential job function(s); how the reasonable accommodation requested will assist the employee in performing the essential functions of the job or enjoying a benefit of the workplace; and whether there are alternative accommodations that would be effective.
- D. Pursuant to the Genetic Information Nondiscrimination Act of 2008 (GINA), the FTC may not request or require genetic information of an individual or family member of the individual, except as specifically allowed by this law. To comply with this law, employees and applicants for employment may not be asked to provide genetic information in response to a request for medical information. "Genetic information," as defined by GINA, includes an individual's family medical history, the results of an individual's or family member's genetic tests, the fact that an individual or an individual's family member sought or received

genetic services or participated in genetic research, and genetic information of a fetus carried by an individual or an individual's family member or an embryo lawfully held by an individual or family member receiving assistive reproductive services.

- E. In most instances, the employee or applicant will be able to furnish medical information sufficient to substantiate the existence of a disability or need for accommodation as part of the interactive process. If the information furnished by the employee or applicant is insufficient to make a determination, the DPM may require additional information from a healthcare provider. When necessary, the DPM may also prepare a list of questions for the healthcare provider to answer, or ask the employee or applicant to sign a limited release permitting the DPM to contact the healthcare provider directly. In some cases, the DPM may arrange for a Medical Review Officer (MRO), a medical professional outside of the agency, who is designated to review medical documentation and provide a medical opinion related to a reasonable accommodation request. If the employee has signed a limited release as described above, the DPM may authorize the MRO to contact the employee's healthcare provider directly for any required information.
- F. Upon receipt, the DPM will review the requested medical documentation, which may involve discussion with the Assistant Director for Employee and Labor Relations, who supervises the DPM. In addition, the MRO may evaluate, and OGC may review, the medical documentation.
- G. If the employee does not want to share their medical documentation with their manager or supervisor, the DPM will advise the supervisor or manager whether the medical documentation received demonstrates that the employee has a disability and whether a reasonable accommodation is appropriate. The DPM will provide any relevant information about the employee's functional limitations to permit further processing of the accommodation request.
- H. The ultimate responsibility for providing medical documentation rests with the employee. If the employee requesting an accommodation fails to provide sufficient medical documentation or cooperate in the FTC's efforts to obtain such documentation, the agency may deny the request.
- I. In cases where an employee has been provided reasonable accommodation, the agency may periodically require additional medical documentation for purposes of ensuring that the accommodation remains effective or is still needed.
- J. In cases where the disability is obvious or otherwise already known to the manager or supervisor, and the need for that particular accommodation continues, the FTC will not seek any further medical documentation with regard to that specific accommodation.

5. Confidentiality Requirements

A. Medical documentation must be kept confidential.

- (1) All medical documentation related to the accommodation process must be kept confidential and in a file separate from the employee's official personnel file.
- (2) The confidentiality requirement extends to the fact that an employee requested an accommodation, that an accommodation was approved or denied, and information about functional limitations.
- (3) Any FTC employee who obtains or receives medical information associated with an accommodation request is strictly bound by these confidentiality requirements.

B. The DPM will maintain custody of records obtained or created during the processing of a request for reasonable accommodation, including medical records, in accordance with the Privacy Act, 5 U.S.C. § 552a, *et. seq.*, and 29 C.F.R. §§ 1611 and 1630.14.

C. Certain information may be shared with appropriate officials (*i.e.*, the DPM, the Assistant Director for Employee and Labor Relations, the MRO, and OGC officials) on a "need to know" basis to make a determination concerning a reasonable accommodation request. The only information that will be disclosed is the amount of information necessary to process the request. These officials will be informed about the confidentiality requirements in the reasonable accommodation process.

6. Time Limits

A. A manager or supervisor must make a final decision on a reasonable accommodation request and provide the accommodation, if granted, within **20 business days** after the initial request is made.

- (1) If the disability is obvious or already known to the supervisor or manager, if it is clear the reasonable accommodation requested is needed and will enable the employee to complete their essential job functions, if medical documentation is not required to evaluate a request, or if an accommodation can be provided quickly, the manager or supervisor must grant the request within **10 business days** after the initial request is made. **Note:** Failure to provide the accommodation within this 10 business day period may result in a violation of the Rehabilitation Act.
- (2) If medical documentation is requested, the 20-day period will be extended by the amount of time necessary to request, receive, and evaluate such documentation. **Note:** If the individual's health professional fails to provide needed documentation in a timely manner, the agency will not be

expected to adhere to its usual time limits for processing a reasonable accommodation request.

- (3) If, after an appropriate amount of time has passed without the reasonable accommodation being provided, the employee may contact the management official to whom he or she submitted the request to inquire about its status. The same process applies if the employee submitted the request for reasonable accommodation to the DPM.

B. *Expedited Processing.* In certain situations, the processing of a request must be expedited. This may be necessary, for example, to allow an employee who needs a sign language interpreter to attend a recently scheduled meeting.

C. *Extenuating Circumstances.* These are circumstances that could not reasonably have been anticipated or avoided or that are beyond FTC's ability to control. Extenuating circumstances include, but are not limited to, the need to obtain and evaluate medical information, the purchase of equipment, and the removal of architectural barriers. When extenuating circumstances are present, the time for processing a request will be extended as necessary. The manager or supervisor must consult with the DPM prior to taking any of the actions described in this section.

- (1) The supervisor or manager must notify the employee in writing of the reason for any delay and the approximate timeframe in which a decision or provision of the reasonable accommodation should be expected.

- (2) If there is a delay in deciding or providing an approved accommodation, the supervisor or manager should consider whether there are any interim measures that can be taken. This may include providing interim measures that are not reasonable accommodations within the meaning of the law if: (1) they do not impose an undue hardship on the operations of the FTC; and (2) the employee is informed that they are being provided only on a temporary basis, to allow the individual to perform some or all of the essential functions of his or her job. The agency may not offer an interim accommodation as an alternative to a permanent accommodation when the individual with a disability requires a permanent accommodation.

7. Resolution of Request for Reasonable Accommodation

A. Approving a Request

- (1) All decisions regarding requests for reasonable accommodation will be communicated to the employee in writing. A decision to approve a reasonable accommodation request will be communicated to an employee using FTC Form 641, "Request for Reasonable Accommodation," in an accessible format, if requested. The manager or supervisor will complete

this form, return it to the employee, and discuss implementation of the approved accommodation. A copy of this completed form must be provided to the DPM.

- (2) Managers and supervisors should follow-up with the employee after the accommodation has been provided to ensure that it meets the employee's needs and periodically evaluate the accommodation, in consultation with the DPM, to ensure that it continues to be effective and necessary.
- (3) A decision to provide an accommodation other than the one specifically requested must be made in consultation with the DPM and based on legal advice provided by OGC. FTC Form 642, "Denial of Request for Reasonable Accommodation," will explain the specific reason(s) for declining the requested accommodation and the reason(s) the management official selected the chosen accommodation as an effective alternative.

B. Denying a Request

- (1) A decision to deny an accommodation is a final action and must be made in consultation with the DPM and based on legal advice provided by OGC.
- (2) The manager or supervisor will complete FTC Form 642, "Denial of Request for Reasonable Accommodation," notifying the employee of the specific reason(s) for any denial and applicable appeal rights. A copy of this completed form must be provided to the DPM.
- (3) Common bases for denial are that the requested accommodation would not be effective, the medical documentation is inadequate to establish that the individual has a disability or needs a reasonable accommodation, the requested accommodation would require removal of an essential function or require the lowering of a performance standard, or that the accommodation would result in an undue hardship.
- (4) If the manager or supervisor offers an accommodation other than the one requested and the employee refuses to accept it, the FTC will record the refusal using FTC Form 642, "Denial of Request for Reasonable Accommodation," and the decision will be recorded as a denial of the accommodation request and will explain why the chosen accommodation would have been effective.
- (5) If a request for reasonable accommodation has been denied, the FTC encourages the use of voluntary, informal dispute resolution processes to obtain prompt reconsideration. Individuals should contact the Office of EEOI to request voluntary, informal dispute resolution.

- (6) If the employee wants to file an EEO complaint based on the agency's denial of his or her request for reasonable accommodation, he or she must contact the Office of EEO within 45 calendar days of the denial, regardless of whether the employee participates in an informal dispute resolution process.

Part III – Reasonable Accommodations for Applicants for Employment

- A. The procedures governing the provision of reasonable accommodations to applicants for employment with the FTC are generally the same as those that apply to FTC employees, with the following exceptions:
 - (1) Applicants requesting reasonable accommodations must submit requests to the DPM. Information regarding how to contact the DPM will be included in FTC vacancy announcements and it may also be found in Part VI *infra*.
 - (2) The DPM will contact the applicant within **2 business days** after the request for reasonable accommodation is received to request that the applicant complete and submit FTC Form 641, "Request for Reasonable Accommodation," explain the agency's procedures for processing the request, and obtain any additional information from the requester that may be necessary to process the requested accommodation.
 - (3) The DPM will grant or deny the requested accommodation. Depending on the timetable for receiving applications, conducting interviews, and making hiring decisions, there may be a need to expedite the request to ensure the applicant has an equal opportunity to apply for a job. Absent extenuating circumstances, the DPM will make a determination and grant or deny the accommodation swiftly, within a matter of days after the request is initially made or before the situation necessitating the provision of the accommodation (*i.e.*, the interview) takes place.
- B. A job applicant for employment can contact the DPM to track the processing of his or her request for reasonable accommodation.
- C. The DPM must complete FTC Form 641 or 642 to communicate his or her decision on the job applicant's request for reasonable accommodation.
 - (1) If the request for reasonable accommodation is approved, the DPM should discuss with the applicant implementation of the accommodation.
 - (2) If a request for reasonable accommodation has been denied, the DPM must issue a written notice to the job applicant using Form 642. In addition to the reason(s) for the denial, the written notice must notify the job applicant of any informal voluntary dispute resolution process, as

discussed in Part III(D) *infra*. Further, the written notice must notify the job applicant about his or her right to file an EEO complaint; include instructions on how to file an EEO complaint; and explain that the job applicant must initiate contact with an EEO Counselor within 45 calendar days of the denial of the request for reasonable accommodation, regardless of whether the job applicant participates in an informal dispute resolution process. The written notice must notify the job applicant of his or her right to invoke other statutory processes, as appropriate.

- D. The FTC encourages voluntary informal dispute resolution processes that job applicants may use to obtain prompt reconsideration. Applicants should contact the Office of EEOI to request voluntary informal dispute resolution. **Note:** The denial of a request for reasonable accommodation must also inform the job applicant of his or her right to file an EEO complaint pursuant to 29 C.F.R. § 1614.106.

Part IV – Reporting Requirements, Information Tracking, and Recordkeeping Systems

- A. To ensure compliance with this policy and its procedures as well as the Rehabilitation Act and EEOC policy guidance, the DPM will collect and maintain the following information:
- (1) The number and types of reasonable accommodations that have been requested in the application process and whether those requests have been granted or denied;
 - (2) The jobs (occupational series, grade level, and agency component) for which reasonable accommodations have been requested;
 - (3) The types of reasonable accommodations that have been requested for each of those jobs;
 - (4) The number and types of reasonable accommodations for each job, by agency component, that have been approved, and the number and types that have been denied;
 - (5) The number and types of requests for reasonable accommodations that relate to the benefits or privileges of employment, and whether those requests have been granted or denied;
 - (6) The reasons for denial of requests for reasonable accommodation;
 - (7) The amount of time taken to process each request for reasonable accommodation; and

- (8) The sources of technical assistance that have been consulted in trying to identify possible reasonable accommodations.
- B. The DPM will provide copies of all FTC Forms involving reasonable accommodation (*i.e.*, FTC Forms 641 and 642) to the CHCO and the Director of EEOWI on a quarterly basis. The DPM, upon request, will also provide other relevant materials to the Director of EEOWI through the CHCO.
- C. The DPM, through the CHCO, will provide a written assessment of the agency's reasonable accommodation process to the Director of EEOWI on a quarterly basis, which includes the number and types of accommodations requested and approved, the amount of time taken to process such requests, reasons for denials, and other relevant tracking information. This report should also include any recommendations for improving the agency's reasonable accommodation policy and procedures.
- D. Because it is imperative that the FTC evaluate the effectiveness of its reasonable accommodation program, the Director of EEOWI, in consultation and collaboration with the CHCO and the DPM, will periodically review the program and issue written reports regarding the status of the agency's reasonable accommodation procedures, including recommendations for improvement. The EEOWI Director will disseminate all written reports to the agency Chairman, the CHCO, the DPM, the Assistant Director for Employee and Labor Relations, the Executive Director, OGC, and the Chief of Staff. The reports may not contain confidential information about specific requests for reasonable accommodation, but will include general information sufficient to provide a qualitative assessment of the agency's disability program.
- E. The DPM will keep appropriate records and documentation to substantiate an employee's disability in the event that there is a new manager or supervisor, and will take the necessary steps to apprise the new manager or supervisor of existing accommodations.
- F. Recordkeeping Systems
- (1) The DPM will keep records related to a particular employee who has requested a reasonable accommodation for the duration of his or her employment. These records include any documentation of the employee's disability or need for reasonable accommodation, as well as information about the disposition of the employee's accommodation request.
- (2) The DPM will keep any information or cumulative records used to track the FTC's performance with regard to reasonable accommodation for at least three years. The DPM will use this tracking information to evaluate whether and where the FTC needs to improve its handling of reasonable accommodation requests. Upon request or in the fulfillment of EEOC

requirements, the EEO/VI Director will assess the FTC's disability program.

Part V – Ensuring Disability Access to Electronic or Information Technology for FTC Employees and Applicants for Employment

- A. Accessibility. In accordance with Section 508 of the Rehabilitation Act, as amended, the FTC, when developing, procuring, maintaining, or using electronic and information technology (e.g., computers, databases, software, telephones or other telecommunications systems, photocopiers, agency web sites), is committed to ensuring that such technology allows persons with disabilities to have access to and use of information and data. Section 508 requires that alternative means of access be provided to persons with disabilities. Section 508 applies to agency technology used by employees as well as technology that may be used by members of the public to obtain information or services from the agency.
- B. Complaint Procedures. A person with a disability who alleges that the agency has failed to comply with Section 508 in providing electronic and information technology must initiate contact with an EEO Counselor within **45 calendar days** of the alleged discriminatory incident in order to file a timely EEO complaint. (See 29 U.S.C. § 794d(f)).

An employee or applicant for employment with a disability who alleges that the agency has failed to provide accessible electronic or information technology may file a complaint under the procedures outlined in the FTC's *Administrative Manual*, Chapter 5-400 (Equal Employment Opportunity) for filing a complaint of disability discrimination. Complaints by members of the public who are disabled must be raised under the procedures outlined in 16 C.F.R. Part 6. (See also, 29 U.S.C. § 794d(f)(2)).

Part VI – Inquiries and Contact Information

Any employee or applicant wanting further information concerning the Disability Policy or Reasonable Accommodation Procedures may contact the DPM via email at DPM@ftc.gov.

This Disability Policy and Reasonable Accommodation Procedures shall be distributed to all employees upon issuance, and annually thereafter. They also will be posted on FTC's Intranet and Internet websites, and included in the *Administrative Manual*. They will be distributed to all new employees as part of their orientation on their first day of work. The Disability Policy and Reasonable Accommodation Procedures will be provided in alternative formats when requested from the DPM, or on behalf of, any FTC employee.

The following contact information is provided for any questions that you may have regarding the Disability Policy and the Reasonable Accommodation Procedures at the FTC:

Elizabeth Kraszewski, Disability Program Manager
ekraszewski@ftc.gov

Vicki Barber, Chief Human Capital Officer
vbarber@ftc.gov

Kevin Williams, Director, Office of Equal Employment Opportunity and Workplace Inclusion
kwilliams1@ftc.gov

Appendix A – Reasonable Accommodation Forms

FTC Form 641 – Request for Reasonable Accommodation
FTC Form 642 – Denial of Request for Reasonable Accommodation

Appendix B – Resources

EEOC Enforcement Guidance – *Reasonable Accommodation and Undue Hardship Under the Americans with Disabilities Act* (October 17, 2002)
<https://www.eeoc.gov/policy/docs/accommodation.html>

EEOC Enforcement Guidance – *Disability-Related Inquiries and Medical Examinations of Employees Under the Americans with Disabilities Act* (July 27, 2000)
<https://www.eeoc.gov/policy/docs/guidance-inquiries.html>

