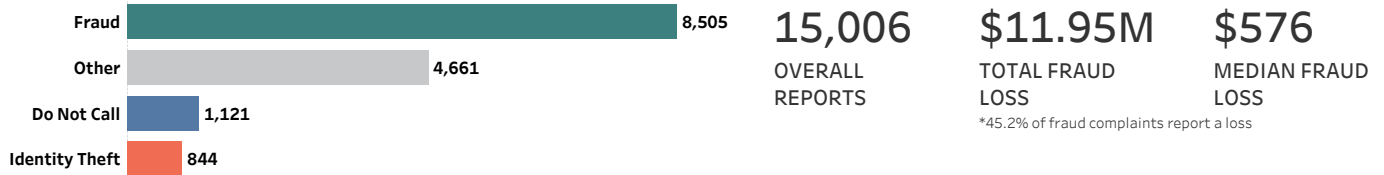


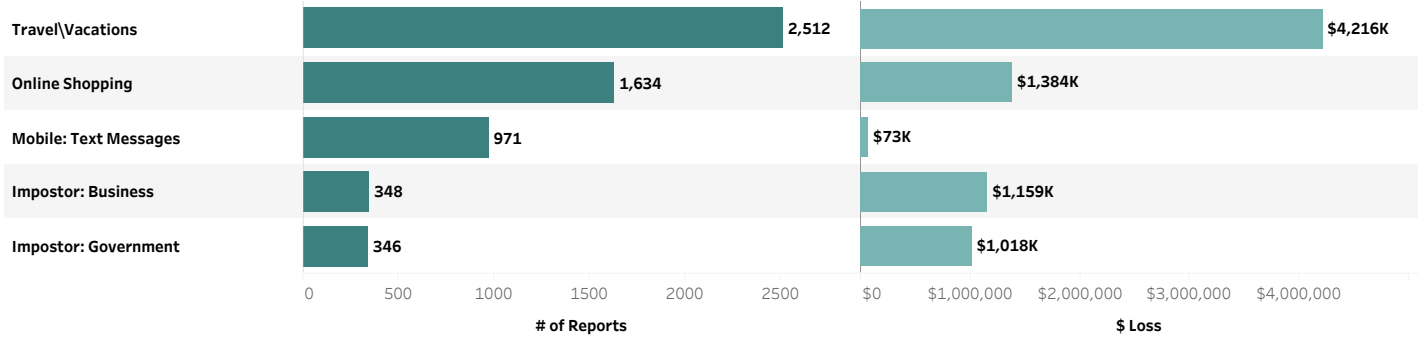


FTC COVID-19 Complaints

January 1, 2020 - April 9, 2020



Top Fraud Products or Services (Top 5 by # of Reports and \$ Loss)

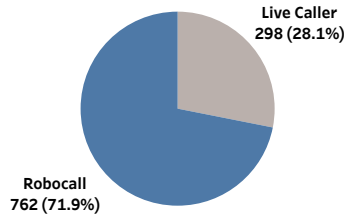


*Travel complaints referring to the Coronavirus are mainly about cancellations and refunds rather than fraud.

Top Do Not Call Reports

1	Other & No Subject Provided	478
2	Calls pretending to be government, businesses, or family and friends	237
3	Medical & prescriptions	155
4	Reducing your debt (credit cards, mortgage, student loans)	62
5	Warranties & protection plans	50

DNC Reports by Call Type



Top Other Reports

1	Credit Cards	504
2	Lending: Mortgage	493
3	Lending: Student Loans	316
4	Banks, Savings & Loans, and Credit Unions	292
5	Credit Bureaus	250



FTC COVID-19 Complaints by State

January 1, 2020 - April 9, 2020

	Fraud	Other	Do Not Call	Identity Theft	Total		Fraud	Other	Do Not Call	Identity Theft	Total
Alabama	70	43	9	7	128	Montana	9	9	3	1	22
Alaska	11	3	2		16	Nebraska	33	15	5	1	54
Arizona	132	88	29	23	268	Nevada	80	51	40	9	178
Arkansas	47	28	12	2	89	New Hampshire	41	12	9	2	64
California	843	570	201	168	1,771	New Jersey	214	163	45	17	438
Colorado	142	60	30	8	237	New Mexico	49	19	3	4	75
Connecticut	87	58	13	8	165	New York	495	296	106	43	931
Delaware	26	21	7	6	60	North Carolina	212	88	22	22	343
District of Columbia	33	22	7	3	65	North Dakota	5	5		1	11
Florida	559	368	59	82	1,057	Ohio	225	103	37	27	388
Georgia	205	152	21	27	403	Oklahoma	49	15	9	14	87
Hawaii	35	12	8	1	55	Oregon	135	61	21	12	227
Idaho	39	19	6	3	65	Pennsylvania	240	161	49	18	462
Illinois	258	140	31	23	451	Puerto Rico	16	10	1	2	29
Indiana	108	54	4	14	178	Rhode Island	28	12	1	5	46
Iowa	45	32	7	3	86	South Carolina	90	46	17	6	158
Kansas	38	23	5	4	68	South Dakota	7	5	2	2	16
Kentucky	93	35	6	8	141	Tennessee	95	56	21	6	177
Louisiana	53	34	22	9	117	Texas	483	341	47	68	933
Maine	30	5	3	2	40	Utah	68	36	14	6	124
Maryland	158	85	27	14	282	Vermont	13	6	1		18
Massachusetts	157	68	19	24	267	Virgin Islands	2				2
Michigan	199	76	22	19	313	Virginia	164	118	34	16	331
Minnesota	99	41	18	11	168	Washington	187	68	32	40	324
Mississippi	36	23	5	3	66	West Virginia	23	5	7	2	37
Missouri	117	55	7	7	184	Wisconsin	189	135	13	6	342
Virgin Islands	2				2	Wyoming	12	4	2	2	20