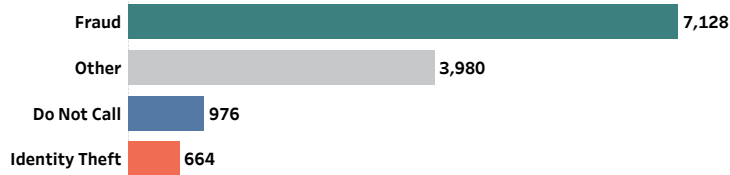




FTC COVID-19 Complaints

January 1, 2020 - April 6, 2020



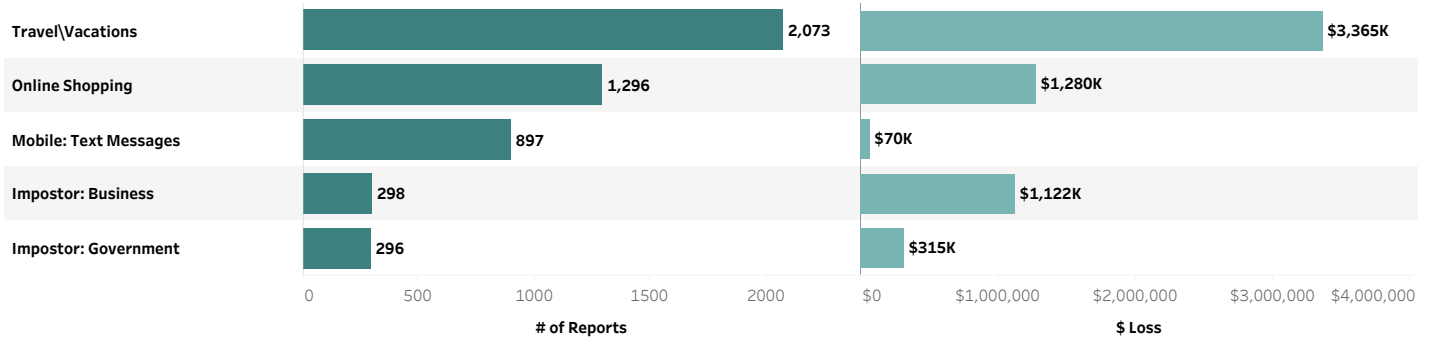
12,634
OVERALL REPORTS

\$8.87M
TOTAL FRAUD LOSS

\$550
MEDIAN FRAUD LOSS

*45.1% of fraud complaints report a loss

Top Fraud Products or Services (Top 5 by # of Reports and \$ Loss)

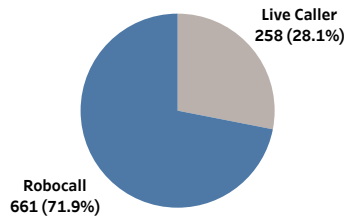


*Travel complaints referring to the Coronavirus are mainly about cancellations and refunds rather than fraud.

Top Do Not Call Reports

1	Other & No Subject Provided	418
2	Calls pretending to be government, businesses, or family and friends	199
3	Medical & prescriptions	133
4	Reducing your debt (credit cards, mortgage, student loans)	54
5	Warranties & protection plans	43

DNC Reports by Call Type



Top Other Reports

1	Credit Cards	399
2	Lending: Mortgage	397
3	Lending: Student Loans	303
4	Banks, Savings & Loans, and Credit Unions	232
5	Credit Bureaus	200



FTC COVID-19 Complaints by State

January 1, 2020 - April 6, 2020

	Fraud	Other	Do Not Call	Identity Theft	Total		Fraud	Other	Do Not Call	Identity Theft	Total
Alabama	59	34	9	4	105	England				1	1
Alaska	10	3	2		15	Montana	9	6	2	1	18
Arizona	121	74	24	15	231	Nebraska	30	14	4	1	49
Arkansas	41	24	12	1	78	Nevada	66	44	31	8	147
California	713	489	178	130	1,501	New Hampshire	35	9	8	1	53
Colorado	118	53	28	6	202	New Jersey	179	130	43	15	366
Connecticut	71	48	11	6	135	New Mexico	45	18	3	4	70
Delaware	20	19	6	5	50	New York	405	242	93	29	760
District of Columbia	30	21	7	3	61	North Carolina	177	69	20	18	283
England				1	1	North Dakota	5	4		1	10
Florida	463	308	48	62	870	Ohio	191	91	34	21	334
Georgia	162	130	19	13	322	Oklahoma	40	14	8	11	73
Hawaii	33	10	7	1	50	Oregon	114	54	16	11	193
Idaho	32	18	5	3	56	Pennsylvania	192	132	36	15	369
Illinois	217	121	29	18	384	Puerto Rico	15	7	1	2	25
Indiana	88	47	4	11	148	Quebec, Canada				1	1
Iowa	39	29	5	3	75	Rhode Island	24	11		4	39
Kansas	27	17	5	4	51	South Carolina	74	38	15	6	132
Kentucky	81	30	5	7	122	South Dakota	6	4	2	2	14
Louisiana	47	27	21	8	102	Tennessee	81	42	14	4	140
Maine	22	4	3	2	31	Texas	400	282	43	59	778
Maryland	133	69	26	14	240	Utah	59	33	12	5	109
Massachusetts	137	55	16	16	223	Vermont	11	6	1		16
Michigan	162	60	16	18	254	Virginia	140	94	29	13	275
Minnesota	81	37	16	8	141	Washington	153	54	30	35	271
Mississippi	28	20	3	2	52	West Virginia	19	4	6	1	30
Missouri	99	46	6	5	154	Wisconsin	167	128	12	5	311
Quebec, Canada				1	1	Wyoming	11	3	2	2	18