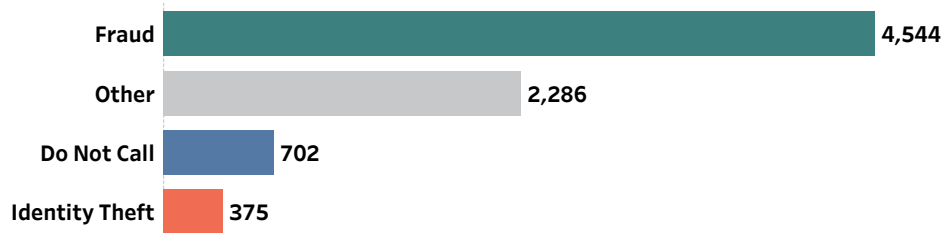




# FTC COVID-19 Complaints

January 1, 2020 - March 30, 2020



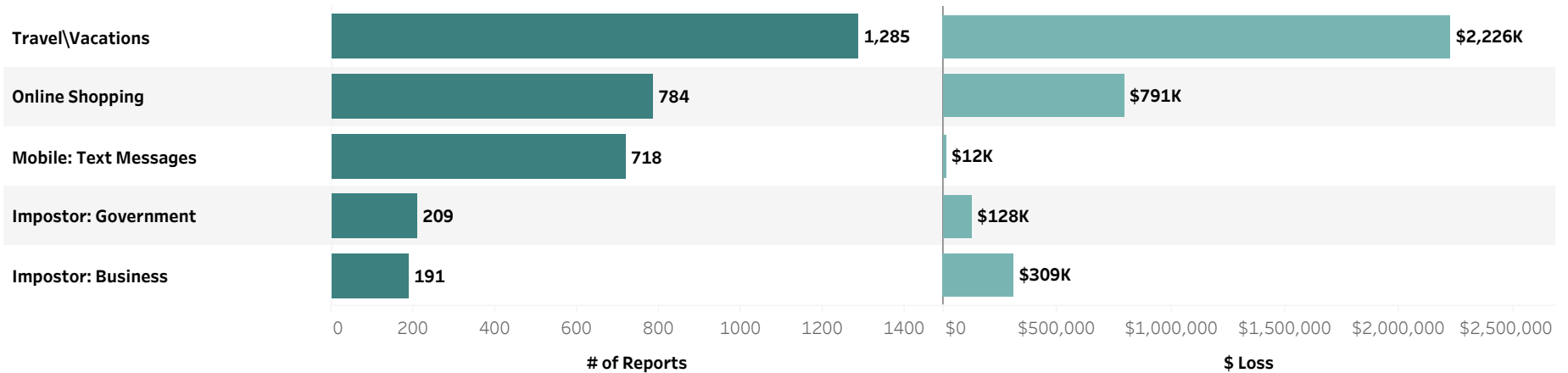
**7,824**  
OVERALL  
REPORTS

**\$4.77M**  
TOTAL FRAUD  
LOSS

**\$598**  
MEDIAN FRAUD  
LOSS

\*43.3% of fraud complaints report a loss

## Top Fraud Products or Services (Top 5 by # of Reports and \$ Loss)

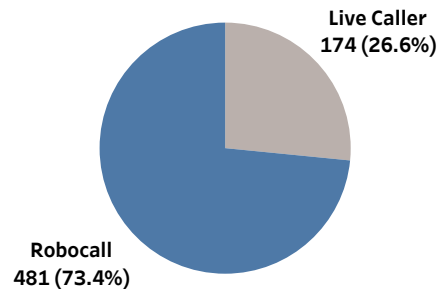


\*Travel complaints referring to the Coronavirus are mainly about cancellations and refunds rather than fraud.

## Top Do Not Call Reports

1	Other & No Subject Provided	299
2	Calls pretending to be government, businesses, or family and friends	155
3	Medical & prescriptions	95
4	Warranties & protection plans	29
5	Dropped call or no message	26

## DNC Reports by Call Type



## Top Other Reports

1	Lending: Mortgage	208
2	Credit Cards	207
3	Lending: Student Loans	168
4	Health Care: Other Products\Supplies	134
5	Banks, Savings & Loans, and Credit Unions	122



# FTC COVID-19 Complaints by State

January 1, 2020 - March 30, 2020

	Fraud	Other	Do Not Call	Identity Theft	Total		Fraud	Other	Do Not Call	Identity Theft	Total
Alabama	31	17	3	3	54	Montana	6	3		1	10
Alaska	9	2	1		12	Nebraska	20	8	3		31
Arizona	90	39	14	8	150	Nevada	41	27	25	2	93
Arkansas	27	8	2		37	New Hampshire	20	3	2		25
California	475	292	140	86	986	New Jersey	127	73	37	10	247
Colorado	76	35	21	4	133	New Mexico	32	12	3	3	50
Connecticut	42	26	7	3	77	New York	250	141	72	13	470
Delaware	13	10	3	4	30	North Carolina	107	36	17	12	171
District of Columbia	21	9	3	2	35	North Dakota	3	4			7
Florida	303	154	32	28	508	Ohio	123	53	15	19	207
Georgia	94	71	11	8	182	Oklahoma	23	12	7	4	46
Hawaii	21	3	4		28	Oregon	66	23	10	7	104
Idaho	22	15	4	2	42	Pennsylvania	114	96	33	5	242
Illinois	133	64	22	8	226	Puerto Rico	9	3			12
Indiana	58	34	4	5	99	Rhode Island	19	7		4	30
Iowa	19	17	2	2	39	South Carolina	42	22	10	2	76
Kansas	13	9	4	2	27	South Dakota	5	3	2		10
Kentucky	52	13	5	4	74	Tennessee	49	21	10	3	82
Louisiana	31	18	13	7	68	Texas	268	178	25	23	490
Maine	13	3	3	2	21	Utah	41	22	11	2	76
Maryland	89	48	21	7	164	Vermont	4	5			7
Massachusetts	94	31	13	10	147	Virginia	86	55	23	5	168
Michigan	101	43	9	9	161	Washington	99	33	19	23	173
Minnesota	54	19	14	4	90	West Virginia	12	3	5		20
Mississippi	19	9	3	2	32	Wisconsin	57	18	8	2	84
Missouri	68	21	5	5	98	Wyoming	4	2	2	2	10