





U.S. Department of Energy  
**ENERGYGUIDE**  
Diswasher Capacity: Standard

**Estimated Yearly Operating Cost:**  
\$29

Cost Range of Similar Models: \$22 - \$32

**275 kWh**  
Estimated Yearly Electricity Use

**\$22**  
Estimated Yearly Operating Cost

Your cost will depend on your utility rates and use.

- Cost range based only on standard capacity models.
- Estimated operating cost based on five wash loads a week and a 2012 national average electricity cost of 13.5¢ per kWh (see [www.eia.doe.gov](http://www.eia.doe.gov)) and a unit cost of \$12.16 per kWh.
- For more information, visit [www.doe.gov](http://www.doe.gov).





Department Federal law prohibits removal of this label before consumer purchase.

# ENERGYGUIDE


Automatic Defrost  
With Side-Mounted Freezer  
With Through-The-Door-Ice Service

Authorized by Whirlpool Corporation  
Models K5SL29FX\*\*V, K5SL29FX\*\*U  
Capacity 25.6 Cubic Feet



## Estimated Yearly Operating Cost

# \$54



### Cost Range of Similar Models:

The estimated yearly cost of this model was not available at the time the range was published.

Estimated Yearly Electricity Use

Your cost will depend on your electricity rates and use.

- Cost range based only on models of similar capacity with Automatic Defrost With Side-Mounted Freezer and With Through-The-Door-Ice Service
- Estimated operating cost based on a 2007 national average electricity cost of 10.66 cents per kWh
- For more information, visit [www.fic.gov/appliances](http://www.fic.gov/appliances)



W10320901



U.S. Government  
 ENERGY STAR  
**ENERGY GUIDE**

Refrigerator Features:  
 - Automatic Defrost  
 - Top-Freezer Refrigerator  
 - Without Through-The-Door Ice Service

Model: KR10020171  
 Capacity: 17.1 Cubic Feet

---

Estimated Yearly Operating Cost

**\$39**

\$44 ————— \$54

Cost Range of Similar Models

The estimated yearly operating cost of this model may not exactly fit the line for energy use indicated.

---

**364 kWh**  
 Estimated Yearly Electricity Use


Your cost will depend on your utility rates and use.

\* 2013 to 2014 Cost Range based only on models of similar capacity and features. Defrost, top-freezer refrigerator, and without through-the-door ice service. Estimated operating cost based on a 2011 national average electricity cost of 12.05 cents per kWh.

• For more information, visit [www.energysaver.gov](http://www.energysaver.gov)







Water Filter  
Water Filter  
Water Filter

**ENERGYGUIDE**  
Estimated yearly operating cost  
**\$53**  
**499**  
Estimated yearly energy cost



94.99

114.99

Haier 5,000-BTU window air conditioner

**Haier**

ACONDICIONADOR DE AIRE

- Funcionamiento silencioso
- 2 Configuraciones de fan
- 2 Configuraciones de ventilador
- Espacio para la instalación de cables "Back Drop"



5,000 BTU 9.7 EER

**Haier**

ACONDICIONADOR DE AIRE

- Funcionamiento silencioso
- 2 Configuraciones de fan
- 2 Configuraciones de ventilador
- Espacio para la instalación de cables "Back Drop"



5,000 BTU 9.7 EER

114.99

**Haier**

ACONDICIONADOR DE AIRE

- Funcionamiento silencioso
- 2 Configuraciones de fan
- 2 Configuraciones de ventilador
- Espacio para la instalación de cables "Back Drop"



5,000 BTU 9.7 EER

114.99

**Haier**

ACONDICIONADOR DE AIRE

- Funcionamiento silencioso
- 2 Configuraciones de fan
- 2 Configuraciones de ventilador
- Espacio para la instalación de cables "Back Drop"



5,000 BTU 9.7 EER

**Haier**

ACONDICIONADOR DE AIRE

- Funcionamiento silencioso
- 2 Configuraciones de fan
- 2 Configuraciones de ventilador
- Espacio para la instalación de cables "Back Drop"



5,000 BTU 9.7 EER

114.99



LOW

# ENERGYGUIDE

- Automatic Defrost
- Bottom-Mounted Freezer
- Through-the-Door Ice

Model: L16000000  
 Capacity: 16 Cubic Feet

Estimated Yearly Operating Cost

## \$60

No energy use range exists for refrigerator-freezer models with automatic defrost, a bottom-mounted freezer, and through-the-door ice service

## 563 kWh

Estimated Yearly Electricity Use

Your cost will depend on your utility rates and use.

- Cost range based only on models of similar capacity with automatic defrost, bottom-mounted freezer, and through-the-door ice.
- Estimated operating cost based on a 2007 national average electricity cost of 16.65 cents per kWh.
- For more information, visit [www.fda.gov/appliance](http://www.fda.gov/appliance).



Important! Consumer Removable Label

Water Dispenser



Refrigerator





Television

Westinghouse  
UW40TC1W

## Estimated Yearly Energy Cost

**\$13.29**

\$43

—

Cost Range of  
Similar Models  
(40" – 44")

—

—



\$15

- Based on 11 cents per kWh and 5 hours use per day
- Estimated yearly electricity



Federal law prohibits removal of this label before consumer purchase.

# ENERGY GUIDE

Television

P&F USA Inc.  
40PFL4707

Estimated Yearly Energy Cost

**\$11**

▼  
\$15 | | | \$43

Cost Range of Similar Models (40" - 44")



U.S. Government

Please do not remove this label before consumer purchase


# ENERGYGUIDE

Dishwasher  
Capacity: Standard

Frigidaire  
Model (N)  
FD8520  
FD81100

Estimated Yearly Operating Cost  
(when used with an electric water heater)

## \$35



**332** kWh  
Estimated Yearly Electricity Use

**\$24**  
Estimated Yearly Operating Cost  
(when used with a gas water heater)

Your cost will depend on your utility rates and use.

- \* This range is based on a standard 120-volt, 60-Hz electric power supply.
- \*\* Estimated yearly electricity use is based on a standard 120-volt, 60-Hz electric power supply.
- \*\* For more information, visit [www.energystar.gov](http://www.energystar.gov).

Capacity models  
for wash loads of  
1.40 cubic feet or  
more.





With the IntelliClean Impeller



BIGGER CAPACITY. BETTER



**ENERGYGUIDE**

Estimated Yearly Operating Cost: **\$14**

Estimated Yearly Electricity Use: **128 kWh**

Estimated Yearly Operating Cost: **\$9**

Cost Range of Similar Models: \$11 - \$17

Your cost will depend on your utility rates and use.

Estimated Yearly Operating Cost based on 2007 national average electricity cost of 12.8¢ per kWh and national gas cost of \$2.24 per gallon.

For more information, visit [www.govconsumers.gov](http://www.govconsumers.gov)

ENERGY STAR

















The Perfect Dry  
Every Time  
with Sensor Dry

SAMSUNG







Based on standard U.S. Government tests

# ENERGYGUIDE

Refrigerator-Freezer  
with Automatic Defrost  
with Side-Mounted Freezer  
with Through-the-Door Ice Service

Models: PCP25PSW PSH25PSW  
PSO25PSW PSH25P0W

Capacity: 24.6 Cubic Feet

Compare the Energy Use of this Refrigerator  
with Others Before You Buy.

This Model Uses

605 kWh/year



ENERGY STAR®

A symbol of  
energy efficiency

Energy use (kWh/year) range of all similar models

Uses Least  
Energy

578

The estimated annual energy  
consumption of this model  
was not available at the time  
the range was published

Uses Most  
Energy

732

kWh/year (kilowatt-hours per year) is a measure of energy (electricity) use.  
Your utility company uses it to compute your bill. Only models with 24.5 to 26.4  
cubic feet and the above features are used in this scale.

Refrigerators using more energy cost more to operate.  
This model's estimated yearly operating cost is:

**\$55**

Based on a 2005 U.S. Government national average cost of 9.06¢ per kWh for  
electricity. Your actual operating cost will vary depending on your local utility rates  
and your use of the product.

©2005 Whirlpool Corporation. All rights reserved. For more information, please contact Whirlpool Customer Service at 1-800-253-1331.

KFREEZE





U.S. Department of Energy

**ENERGYGUIDE**

Compare the Energy Use of This Product with Others Before You Buy

<b>This Model Uses</b>	<b>ENERGY STAR</b>
1000 kWh/year	A typical 1000 kWh/year
<b>ENERGY STAR</b>	<b>ENERGY STAR</b>
1000 kWh/year	1000 kWh/year
1000 kWh/year	1000 kWh/year

ENERGY STAR products use less energy than most products in their class. They save money and help protect the environment.

**ENERGY STAR** logo



# ENERGYGUIDE

Compare the Energy Use of this Freezer with Others Before You Buy.

Model Name	ENERGY STAR
15 cu. ft. Model Name	ENERGY STAR
15 cu. ft. Model Name	ENERGY STAR
15 cu. ft. Model Name	ENERGY STAR

Energy Star is a symbol of energy efficiency. It means that this freezer uses less energy than most freezers of the same size.

Energy Star is a symbol of energy efficiency. It means that this freezer uses less energy than most freezers of the same size.